



GENLYTE SOLUTIONS

a Signify business

The most complete stock offering in the industry

Our complete stock
ready lighting portfolio.

2026 Edition

PHILIPS

LIGHTOLIER

Day-Brite

ADVANCE

CHLORIDE

Stonco KEENE

HADCO

Stock Ready

**Genlyte Solutions offers
the most complete stock offering
in the industry.**

We provide conventional and LED lamps, ballasts, drivers, retrofit kits, as well as indoor and outdoor stock luminaires. Save time and improve efficiencies by consolidating your stock purchases with Genlyte Solutions.

Table of contents



Indoor luminaires



Exit and Emergency



Connected systems



Outdoor luminaires



Connected lighting systems



Retrofit kits



LED and Conventional lamps



Drivers & Ballasts

Indoor luminaires

Lightolier: Downlighting	2
Lightolier: Track lighting	14
Day-Brite: Industrial.	20
Day-Brite: Battens	22
Day-Brite: Recessed	28
Day-Brite: Retrofit kits	34
Chloride: Exit & Emergency	36
Signify Interact	48
Signify Dynalite	49

Outdoor luminaires

Stonco Keene: Bollard	51
Stonco Keene: Garage & Canopy	52
Stonco Keene: Floodlighting	54
Stonco Keene: Wall mount	56
Stonco Keene: LytePro Wall and Area	60
Hadco: Landscape lighting	62

Retrofit & LED lamps

Philips: LED Tubes	69
Philips: LED HID replacements	86
Philips: LED Spots	92
Philips: LED Bulbs	100
Philips: LED Decorative	110
Philips: LED Specialty lamps	113

Conventional lamps

















































Philips: CFL tubes	116
Philips: Fluorescent tubes	118
Philips: Incandescent lamps	122

Drivers & Ballasts

Advance: Drivers.	125
Advance: Ballasts	126

For more information on our Stock Ready portfolio please visit <https://www.genlyte.com/en-us/resources/programs/stockready>

Indoor luminaires

	 2	 3	 4	 6	 7	 8	
 9	 10	 11	 12	 13	 14	 15	
 16	 17	 18	 19				
	 20	 21	 22	 23	 24	 26	
 27	 28	 29	 30	 32	 33	 35	
	 36	 37	 38	 39	 40	 41	
	 42	 43	 44	 45	 46		
	 48				 49		

Outdoor luminaires



LED Bollard

51



Garage & Canopy
LED dual select

52



SlimFlood
LED dual select

53



RoughLyte

54



Dusk to Dawn

55



Wall Pack
LED dual select

56



Adj. Slim Wall Pack
LED dual select

57



Residential Wall Pack
LED select

58



Security Light
LED select

59



LytePro Wall Sconce

60



LytePro Area

61



Path Lighting,
Low Voltage

62



Accent Lighting,
LED Low Voltage

63



Accent Lighting,
Line Voltage

64



Inground Lighting,
LED Low Voltage

65

Retrofit & LED lamps



Conventional lamps



Drivers & Ballasts





A long history of excellence

As the global leader in lighting for more than 125 years, Signify has the know-how and most comprehensive portfolio to meet any application. We achieved 100% Carbon Neutrality in 2020. We are number 1 in conventional lamps, LED and Connected lighting. We have over 17, 750 patents. We invest 4.8% of total sales in R&D which is two times our nearest competitor! Partnership is more than sales.

Let's grow together. We are ready to go with you.

Quick and reliable service out of our distribution centers.



Find just what you need

Our Stock Ready portfolio makes it easy to find just what you need. Our products are designed for easy ordering through the Signify portal, easy to install with minimal steps, and competitively priced to meet the demands of budget conscious projects focused on cost and energy. Distributors can also benefit from our Stock Ready program which offers deals on freight, guaranteed sales, price change reimbursement, delistment notifications, marketing support, merchandising, and more.

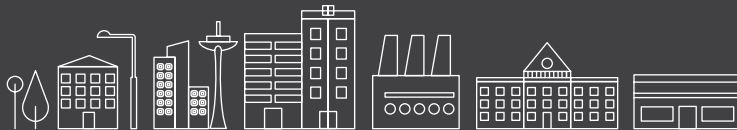

Certifications & Labels



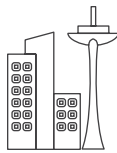
interact ready.

The right solution

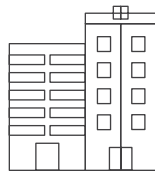
Signify provides the solution to every lighting need whether it's lighting and connecting your public spaces, giving your commercial building an energy saving upgrade, or working on a yet to be constructed hospital, we've got you covered.



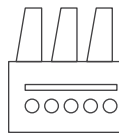
Government



Cities



Offices



Industry



Education



Retail



Ballasts and Drivers



Lamps and Tubes




Retrofit kits



Value-grade fixtures



Specification-grade lighting



Connected lighting

Stock up on our new field selectable products

With the unique convenience of adjustable color temperatures and/or lumen outputs, our **Field Selectable product lines** make it easy to always have the right product for the job. Field Selectable products give you the added benefit of carrying one SKU versus multiple SKUs, keeping your inventory low and turns high. These product lines are priced right as part of our Stock Ready offering.



Lumen Select Switch



CCT with Select Switch



Flex Fit (Hor/Ver adj.) PLED lamps with selectable CCT



Flex Fit TLED lamps with selectable CCT



MainsFit CorePro TLED lamps with selectable CCT, Lumen and base



MainsFit CorePro PLED lamps with selectable CCT



MasterClass LED corn cob lamps with selectable CCT & LMs



MasterClass high wattage LED corn cob lamps with selectable CCT



Flat Downlight LED dual select



Commercial Retrofit Downlight LED dual select



Residential Retrofit Downlight LED select



Surface Mount Downlight LED dual select



ModuLyte LED dual select



Gimbal & Downlight LED dual select



EvoKit Click retrofit kit LED dual select



SDS Selectable Strip LED dual select



NWL Wraparound LED dual select



VTS Vaportight LED dual select



FCY Value High Bay LED dual select



SBP Selectable Backlit Panel LED dual select



DSRT Dual Selectable Recessed Troffer LED dual select



HCY Sealed High Bay LED dual select



SlimFlood LED dual select



Wall Pack LED dual select



Garage & Canopy LED dual select



Security Light LED select



Adjustable Slim & Residential Wall Packs LED dual select



LytePro Area Light LED select

PHILIPS

LIGHTOLIER

Day-Brite

Stonco KEENE

Signify interact

A wireless, smart lighting system with integrated and connected sensor.



Make the leap from smart lighting to super smart lighting

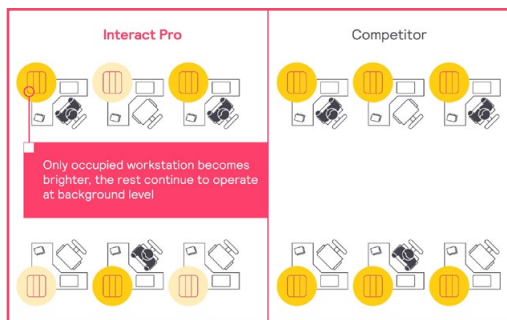
- No restrictions on light points or building size
- Just add a gateway anytime and unlock more capabilities, no need to change or swap sensors
- Future proof your design and lay the right foundation
- Easy point-2-point commissioning sequence enables the installer to be more in control
- With its 3 tier approach Foundation → Advanced → Enterprise, you can start simple and lay the right foundation and scale up to the next tier to access more benefits by adding a gateway
- Unlock super savings and occupant comfort through adaptive dimming and dwell time features
- Get a complete view of the 3 tiers and compatible products at: <https://www.interact-lighting.com/en-us>

How are super savings delivered?

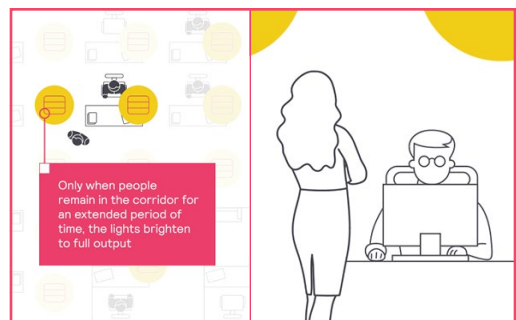
Adaptive dimming & dwell time feature enable the system to adapt to occupancy patterns in real time – delivering deep energy savings while maintaining occupancy comfort levels.

Up to 75%
Savings w/o
gateways

Boost energy savings
up to 85%
with gateways



Adaptive Dimming



Dwell Time

Connectivity is everywhere

Connectivity is the future and key to unlock your smart building potential. Help boost your energy savings, reach your sustainability targets, and enhance occupancy comfort levels immediately from day one.



Interact-enabled controls

Smart wireless devices for code and rebate compliancy to maximize energy savings

- RFSR10 wireless switch relay, ideal to control plug loads or integrate with 0-10V fixtures
- Optional IRT9015 handheld remote to help fast-track the commissioning process and minimize on-site setup time
- SWS200 wireless scene selector to recall custom scenes
- System Bridge Accessory (SBA) for 0-10V and phase dimming integration



Day-Brite CFI FluxStream w/SWZCS*
Simple, easy, convenient strip fixture

- Frosted acrylic diffuser provides wide light distribution and superior glare control
- Compact design for installation in tight spaces
- 2', 3', 4' & 8' tandem lengths available to accommodate many field applications



Day-Brite CFI FluxGrid w/SWZCS*
Familiar style, high quality, affordability

- Access to LED boards and drivers from below the ceiling increases maintenance convenience
- Ribbed or smooth lens options add subtle elegance to any space
- 3000-7400 lumens plus 4 color temperatures allow for flexibility



Day-Brite CFI EvoKit retrofit kit*
Retrokit solution

- Accelerate project payback with low price, reduced scrap and 5 min installation time
- Energy efficiency up to 164 lm/W
- Fast configuration with Interact App


* Luminaires are configured with integral Interact sensor.

For additional Interact Ready product solutions visit <https://www.interact-lighting.com/en-us>

Indoor luminaires



Indoor luminaires




Calculite LED



LyteProfile LED




ModuLyte LED



UniFrame



LyteCaster LED Adjustable Accent




SlimSurface



Residential Retrofit Downlight




Commercial Retrofit Downlight



Downlight & Gimbal



Surface Mount Downlight



Flat Downlight



OmniSpot LED



CorePro Track Head



Core Track Head



Performance Track Head



Track Systems



Gimbal Ring LED



FCY Value High Bay



HCY Sealed High Bay



VTS Sealed Strip



V3W Vaporlume



FluxStream Family



NWL Wraparound




SDS Selectable Strip




DSRT




EvoGrid



FluxGrid



FluxPanel Gen 2



Select Backlit Panel



EvoKit Click LED Retrofit Kits



45V Line Edge-lit LED



Compac Units LED



Edge-Glo Edge-Lit LED




Value+ LED Exit Signs



Value+ LED EM Units



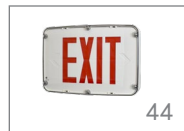
CCSE Series



Arc



Patron



CWE Series




55 Series



45 Series



Interact




Dynalite

Calculite LED

Industry leading visual comfort

Calculite features excellent uniform illumination over time and patented installation flexibility.



Why choose Calculite LED?

- Maximize visual appeal with three beam spread options to give the right distribution and light output
- Ultimate user comfort by providing 50° physical and 45° reflected cutoff, creating less brightness
- Uniform light and color consistency at an SDCM of 2
- Modular 3-piece design that makes servicing and upgrading convenient
- Installation efficiency accomplished by a tool-free install and quick connect technology



Calculite LED


Catalog Number	UPC Code	Model Number	Product Description	Compliance	Case/Pallet Qty	Distr. Ctr.
Calculite LED 2" Round						
2RN	190096181865	912401591689	2" Round, New Construction, Non-IC	—	1/144	PA
2RA	190096181872	912401591690	2" Round, New Construction, ASIC	—	1/128	PA
Calculite LED 2" Square						
2SN	190096181889	912401591691	2" Square, New Construction, Non-IC	—	1/216	PA
2SA	190096181896	912401591692	2" Square, New Construction, ASIC	—	1/128	PA
Calculite LED 4" Round						
CA4RFT	190096030293	912400538534	4" Round, Mud-in Kit (for flush-mount installations)	—	1/220	PA, IL
CA4SFT	190096030309	912400538535	4" Square, Mud-in Kit (for flush-mount installations)	—	1/220	PA, IL
Calculite LED 6" Round						
CA6RFT	190096030316	912400538536	6" Round, Mud-in Kit (for flush-mount installations)	—	1/220	CA
CA6SFT	190096030323	912400538537	6" Square, Mud-in Kit (for flush-mount installations)	—	1/36	PA
Calculite LED 4" & 6" Round Cylinders						
C4PDL15935WZ10UCCW	—	912400551581	6" Round, 1500lm, DL, 90CRI, 3500K, 0-10V	ENERGY STAR®	1/180	IL
CAK10WH	190096016044	912400534783	6" Round, Cable Kit, 120", White	—	—	IL
CAK10BK	190096016051	912400534784	6" Round, Cable Kit, 120", Black	—	—	IL



LyteProfile LED

Flexible

The next generation of Lightolier LyteProfile LED downlights have been redesigned to be flexible for changing project needs.



Why choose LyteProfile LED?

- 60° cut off ensures proper positioning of optics providing better visual comfort
- The combined light engine and reflector allow tool-free installation using quick connect technology
- Standard 120/277V frame simplifies planning and installation
- Easy troubleshooting, changes and upgrades to products post installation
- Uses the same UniFrame infrastructure as the EasyLyte and Calculite families allowing 50K+ product configurations

LyteProfile LED

Catalog Number	UPC Code	Model Number	Product Description	Compliance	C/P Qty	Distr. Ctr.
LyteProfile LED 4" Round – Light Engines						
P4RDL15935WCCZ10U	190096170869	912300000949	4" Round, 1500lm, 90CRI, 3500K, Wide Beam, Comfort Clear Finish, White Flange, 0-10V UNV	ENERGY STAR®	1/96	PA
P4RDL20935WCCZ10U	190096170852	912300000950	4" Round, 2000lm, 90CRI, 3500K, Wide Beam, Comfort Clear Finish, White Flange, 0-10V UNV	ENERGY STAR®	1/96	PA
LyteProfile LED 6" Round – Light Engines						
P6RDL15935WCCZ10U	190096170814	912400556148	6" Round, 1500lm, 90CRI, 3500K, Wide Beam, Comfort Clear Finish, White Flange, 0-10V UNV	ENERGY STAR®	1/96	PA
P6RDL20935WCCZ10U	190096170821	912400556149	6" Round, 2000lm, 90CRI, 3500K, Wide Beam, Comfort Clear Finish, White Flange, 0-10V UNV	ENERGY STAR®	1/96	PA
P6RDL20940WCCZ10U	190096170838	912400556150	6" Round, 2000lm, 90CRI, 4000K, Wide Beam, Comfort Clear Finish, White Flange, 0-10V UNV	ENERGY STAR®	1/96	PA



ModuLyte LED Engines


Selectable Lumens and CCTs

Conveniently toggle Lumen and CCT switches to make adjustments, resulting in the right light for each environment.



Why choose ModuLyte LED?


- Quick connect: low voltage plenum-rated cable screws together with twist-lock to attach driver to light engine
- Easy access: to driver after installation
- Retention spring: designed for shallow ceiling plenum and easy maneuvering
- Frames: Optional new construction accessory frames
- Optics: Field interchangeable beams and wall wash
- Accessories: Goof ring accessories expand retrofit capability



ModuLyte LED Downlight

Catalog Number	UPC Code	Model Number	Description	C/P Qty	Distr. Ctr.
ModuLyte LED 4" Round Downlight - Wide beam • 1500/2000/2500lm • 90CRI with 2700/3000/3500/4000/5000K CCTs					
M4RDL259CSWCLZ10U	190096192793	912401592618	ML 4IN RND 2500LM MAX, 90CRI, CST, WID, CL/WH, 0-10V, UNV	6/120	PA, CA
M4RDL259CSWCDZ10U	190096192809	912401592619	ML 4IN RND 2500LM MAX, 90CRI, CST, WID, CD/WH, 0-10V, UNV	6/120	PA, CA
M4RDL259CSWWHZ10U	190096192816	912401592620	ML 4IN RND 2500LM MAX, 90CRI, CST, WID, WH/WH, 0-10V, UNV	6/120	PA, CA
ModuLyte LED 6" Round Downlight - Wide beam • 1500/2000/2500lm • 90CRI with 2700/3000/3500/4000/5000K CCTs					
M6RDL259CSWCLZ10U	190096192823	912401592621	ML 6IN RND 2500LM MAX, 90CRI, CST, WID, CL/WH, 0-10V, UNV	6/72	PA, CA
M6RDL259CSWCDZ10U	190096192830	912401592622	ML 6IN RND 2500LM MAX, 90CRI, CST, WID, CD/WH, 0-10V, UNV	6/72	PA, CA
M6RDL259CSWWHZ10U	190096192847	912401592623	ML 6IN RND 2500LM MAX, 90CRI, CST, WID, WH/WH, 0-10V, UNV	6/72	PA, CA
ModuLyte LED 6" Round Downlight - Medium beam • 3000/3500/4000lm • 90CRI with 2700/3000/3500/4000/5000K CCTs					
M6RDL409CSMCLZ10U	190096192854	912401592624	ML 6IN RND 4000LM MAX, 90CRI, CST, MED, CL/WH, 0-10V, UNV	6/72	PA, CA
M6RDL409CSMCDZ10U	190096192861	912401592625	ML 6IN RND 4000LM MAX, 90CRI, CST, MED, CD/WH, 0-10V, UNV	6/72	PA, CA
M6RDL409CSMWHZ10U	190096192878	912401592626	ML 6IN RND 4000LM MAX, 90CRI, CST, MED, WH/WH, 0-10V, UNV	6/72	PA, CA
ModuLyte LED 8" Round Downlight - Wide beam • 1500/2000/2500lm • 90CRI with 2700/3000/3500/4000/5000K CCTs					
M8RDL259CSWCLZ10U	190096192885	912401592627	ML 8IN RND 2500LM MAX, 90CRI, CST, WID, CL/WH, 0-10V, UNV	4/48	PA, CA
M8RDL259CSWCDZ10U	190096192892	912401592628	ML 8IN RND 2500LM MAX, 90CRI, CST, WID, CD/WH, 0-10V, UNV	4/48	PA, CA
M8RDL259CSWWHZ10U	190096192908	912401592629	ML 8IN RND 2500LM MAX, 90CRI, CST, WID, WH/WH, 0-10V, UNV	4/48	PA, CA
ModuLyte LED 8" Round Downlight - Medium beam • 3000/3500/4000lm • 90CRI with 2700/3000/3500/4000/5000K CCTs					
M8RDL409CSMCLZ10U	190096192915	912401592630	ML 8IN RND 4000LM MAX, 90CRI, CST, MED, CL/WH, 0-10V, UNV	4/48	PA, CA
M8RDL409CSMCDZ10U	190096192922	912401592631	ML 8IN RND 4000LM MAX, 90CRI, CST, MED, CD/WH, 0-10V, UNV	4/48	PA, CA
M8RDL409CSMWHZ10U	190096192939	912401592632	ML 8IN RND 4000LM MAX, 90CRI, CST, MED, WH/WH, 0-10V, UNV	4/48	PA, CA





ModuLyte LED

Field-installable Accessories

ModuLyte has the right accessories to support new construction, remodel, and retrofit applications. New field-installable cylinder accessories expand ModuLyte's use into surface and open ceiling applications.



Why choose ModuLyte LED?

- Frames: Optional new construction accessory frames
- Optics: Field interchangeable beams and wall wash
- Accessories: Goof ring accessories expand retrofit capability
- Field-installable cylinder accessories for use with standard recessed light engines


ModuLyte LED Accessories and Cylinders

Cat. No.	UPC Code	Model Number	Description	C/P Qty	Distr. Ctr.
ModuLyte LED 4" Accessories					
M4RLW	190096193134	912401592651	Lens Wall Wash Optics	6/768	PA, CA
M4MED	190096193165	912401592654	Medium Beam Optics	6/	PA, CA
M4GRW	190096193189	912401592656	Goof Ring White	6/	PA, CA
4RNSR	190096192526	912401592564	Frame SQ BH NJB	8/288	PA, CA
M4CRW	190096194308	912401592836	4in RD Cylinder Accessory WH	4/48	PA
M4CRB	190096194315	912401592837	4in RD Cylinder Accessory BK	4/48	PA
ModuLyte LED 6" Accessories					
M6RLW	190096193141	912401592652	Lens Wall Wash Optics	6/324	PA, CA
M6MED	190096193172	912401592655	Medium Beam Optics	6/	PA, CA
M6GRW	190096193196	912401592657	Goof Ring White	6/	PA, CA
6RNSR	190096192533	912401592565	Frame SQ BH NJB	8/192	PA, CA
M6CRW	190096194322	912401592838	6in RD Cylinder Accessory WH	2/40	PA
M6CRB	190096194339	912401592839	6in RD Cylinder Accessory BK	2/40	PA
ModuLyte LED 8" Accessories					
M8RLW	190096193158	912401592653	Lens Wall Wash Optics	4/180	PA, CA
M8MED	190096193226	912401592672	Medium Beam Optics	6/	PA, CA
M8GRW	190096193202	912401592658	Goof Ring White	6/	PA, CA
8RNR	190096192946	912401592635	Frame SQ BH NJB	8/192	PA, CA



UniFrame LED

Adaptable, so you can be flexible



Why choose UniFrame?

- Modular plug-and-play receptacle enables quick and easy tool-free installation
- Configurable solutions mean installation can start sooner and be completed in stages
- Future-proof modular design allows easy upgrades without ceiling disturbance
- Unexpected design changes have minimal schedule impact and waste



UniFrame LED

Catalog Number	UPC Code	Model No.	Product Description	Compliance	Case/Pallet Qty	Distribution Center
UniFrame 4" Round - Frames						
4RN	784197641924	912400546884	4" Round, New Construction, Non-IC	—	1/96	IL, PA, CA
4RNLC	784197641948	912400546887	Frame-in Kit, 4" Non-IC Chicago Plenum	—	1/96	IL
UniFrame 6" Round - Frames						
6RN	784197641979	912400546896	6" Round, New Construction, Non-IC	—	1/96	IL, PA, CA
6RNLC	784197641993	912400546899	6" Round, New Construction, Non-IC, Chicago Plenum	—	1/96	IL



LyteCaster LED 3" Accent

Design versatility to fit any space

A wide range of options to customize your lighting solution for any application with efficacies ranging up to 800 lm/W.



Why choose LyteCaster LED 3" Accent?

- Sizes: 3"
- Efficacy: up to 72 lm/W
- Lumens: 800
- Wattage: 11 W
- Voltage: 120V or 120V-277V
- CCT: 2700 K-3500 K
- CRI: 80 min
- Dimming: ELV/TRIAC (10%)
- Lifetime: 50,000 hour (L70)

LyteCaster LED Accent

Catalog Number	UPC Code	Model Number	Product Description	Compliance	Case/Pallet Qty	Distribution Center
LyteCaster LED 3" Round - Frames						
L3AE1	662057999326	912401052144	AirSeal IC New Construction with Screws ELV 120V	—	1/90	CA, PA
L3ANE1	662057999333	912401052145	3.75" NEW CONSTRUCT. AIRSEAL IC 120V ELV DIM NAIL	—	1/90	PA
L3CE1	662057999319	912401052147	3.75" REMODELER NON-IC 120V ELV DIM	—	1/60	PA
L3NZ10U	662057999456	912401052146	3.75" NEW CONSTRUCT. NON-IC 120V/277 0-10V DIM SCR	—	1/90	TN
LyteCaster LED 3" Round - Trims						
L3RAW	662057997674	912401050205	Adjustable Downlight Style White Cone Finish White Flange	—	12/1008	PA
L3RBW	662057997605	912401050202	Baffle Downlight Style White Finish White Flange	—	12/1008	PA
L3RDD	662057997629	912401052128	Downlight Style Diffuse Cone Finish White Flange	—	12/1152	PA
L3RDW	662057997636	912401052127	Downlight Style White Cone Finish White Flange	—	12/840	CA, PA
L3RGW	662057997827	912401052122	Gimbal Style White Finish White Flange	—	12/1008	PA
L3RSW	662057997681	912401050196	Shower Light Wash Style White Flange	—	12/1152	PA

SlimSurface

Add style and light
to any space easily

Ideal when you are faced with a challenging ceiling, but you still want a good-looking downlight.

SlimSurface 5" Round



SlimSurface 7" Round

Why choose SlimSurface?

- Slender 5/8" profile solves the problem of limited plenum space
- Easy to install on standard J-boxes with a quick snap
- Affordable alternative to Air-Seal IC recessed housings or Fire-Rated boxes
- Wet location listing allows for use in showers and bathrooms (if code requires)
- Even illumination edge-lit technology (flex strip LEDs) will give even illumination with no dark spots or shadows



SlimSurface

Catalog Number	UPC Code	Model Number	Product Description	Compliance	Case/Pallet Qty	Distribution Center
SlimSurface 5" Round						
S5R827K7	662057988672	912401050011	5" Round, 650lm, 80CRI, 2700K, White Finish, ELV/TRIAC, 120V	ENERGY STAR®	1/336	PA
S5R830K7	662057936055	912400530938	5" Round, 650lm, 80CRI, 3000K, White Finish, ELV/TRIAC, 120V	ENERGY STAR®	1/336	CA, PA
S5R930K7	190096037056	912400542343	5" Round, 600lm, 90CRI, 3000K, White Finish, ELV/TRIAC, 120V	ENERGY STAR®	1/336	PA, Avv
SlimSurface 7" Round						
S7R827K10	662057988726	912401050016	7" Round, 1000lm, 80CRI, 2700K, White Finish, ELV/TRIAC, 120V	ENERGY STAR®	1/160	PA
S7R830K10	662057988740	912401050018	7" Round, 1000lm, 80CRI, 3000K, White Finish, ELV/TRIAC, 120V	ENERGY STAR®	1/160	CA, PA
S7R835K10	662057985572	912400537066	7" Round, 900lm, 80CRI, 3500K, White Finish, ELV/TRIAC, 120V	ENERGY STAR®	1/160	PA
S7R930K10	190096037179	912400542349	7" Round, 900lm, 90CRI, 3000K, White Finish, ELV/TRIAC, 120V	ENERGY STAR®	1/160	PA, CA

Residential Retrofit Downlight 5/6"

Residential Retrofit Downlight 4"



Residential Retrofit Downlight

An LED retrofit as **easy as snap and click**

Hassle-free install will save you time and frustration on the job site. You may not even need to open your toolbox.



Why choose Residential Retrofit Downlight?

- Adjustable color temperature switch allows you to make choices while your install or afterward
- Utilizes existing frames to make replacing old downlighting and upgrading to LED a truly easy task
- Flexible springs allow for installation without tools
- Quick-connect plug and medium-based socket adapter means no extra accessories to purchase

Residential Retrofit Downlight LED select

Catalog Number	UPC Code	Model Number	Product Description	Compliance	Case/Pallet Qty	Distribution Center
Residential Retrofit Downlight 4" Round						
RD4R79301W	190096131976	911401868184	4" Round, 700lm, 90CRI, 3000K, 120V	ENERGY STAR®	16/560	PA CA
RD4R79SCT1W	190096131952	911401867984	4" Round, 700lm, 90CRI, 5CCT, 120V	ENERGY STAR®	12/300	PA CA
Residential Retrofit Downlight 5/6" Round						
RD6R99301W	190096131983	911401868284	6" Round, 900lm, 90CRI, 3000K, 120V	ENERGY STAR®	16/560	PA CA
RD6R99SCT1W	190096131969	911401868084	6" Round, 900lm, 90CRI, 5CCT, 120V	ENERGY STAR®	12/300	PA CA
Residential Retrofit Accessory						
RD4RR	190096196258	911401808885	4" Remodeler housing	—	6	PA
RD4RN	190096196609	911401833685	4" Frame-in kit housing	—	6	PA
RD6RR	190096196593	911401833585	6" Remodeler housing	—	6	PA
RD6RN	190096196593	911401833585	6" Frame-in kit housing	—	6	PA

Commercial Retrofit Downlight

Bright, brighter, **brightest**

Will reduce onsite time and headaches for busy installers with its adjustable lumen and color output switch.



Why choose Commercial Retrofit Downlight?

- Adjustable lumen output and color temperature switch allows you to make choices while you install or afterward
- Great for different ceiling heights and different light level needs
- Sturdy metal clips provide a solid fit and easy installation
- Out-of-the-box pre-wired with flexible metal conduit
- 50,000 hour rated life (L70)



Commercial Retrofit Downlight LED dual select

Catalog Number	UPC Code	Model Number	Product Description	Compliance	C/P Qty	Distr. Ctr.
Commercial Retrofit Downlight 4" Round						
CR4RLMCCT	190096131266	911401870081	4" Round, 500-1000lm, 90CRI, 3000K-3500K-4000K, White Finish, 120-347V	—	288	PA
Commercial Retrofit Downlight 6" Round						
CR6RLMCCT	190096131273	911401870181	6" Round, 700-1500lm, 90CRI, 3000K-3500K-4000K, White Finish, 120-347V	—	120	CA, PA
Commercial Retrofit Downlight 8" Round						
CR8RLMCCT	190096131280	911401870281	8" Round, 1000-2000lm, 90CRI, 3000K-3500K-4000K, White Finish, 120-347V	—	72	CA, PA
Commercial Retrofit Downlight 10" Round						
CR10RLMCCT	190096131297	911401870381	10" Round, 2000-3000lm, 90CRI, 3000K-3500K-4000K, White Finish, 120-347V	—	48	PA

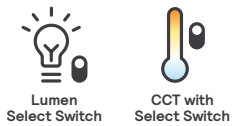
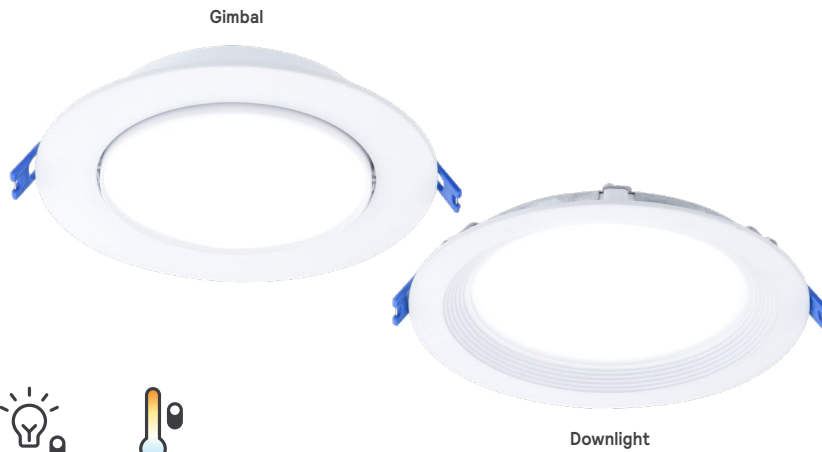


Lumen Select Switch



CCT with Select Switch





Downlight and Gimbal

The CCT and Lumen selection features make it easy to adjust at the time of installation.



Why choose Downlight and Gimbal?

- Sizes: 3, 4, & 6 inch round
- Dimming: TRIAC down to 10%
- Installation: Easy with detachable junction box
- Lifetime: L70 at 50,000 hours
- Listings: ENERGY STAR[®], Title 24 (JA8-2016), damp location, ETL listed. Airseal IC.
- Warranty: 5 year limited

Downlight & Gimbal LED dual select

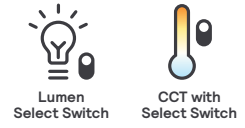
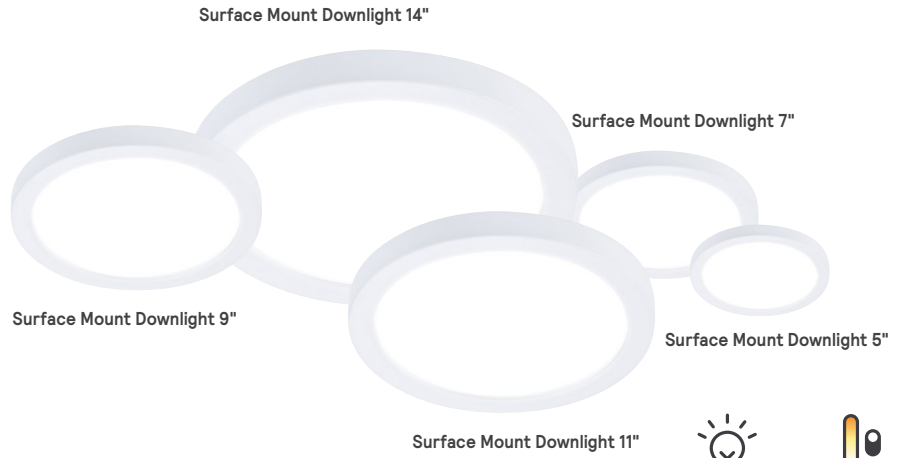
Catalog Number	UPC Code	Model No.	Product Description	Compliance	C/P Qty	Dist. Ctr.
Downlight 3" Round (2700K-3000K-3500K-4000K-5000K)						
DL3RSLMZ10SCTUW	190096131853	911401837684	370lm/500lm, UNV	ENERGY STAR [®]	8/320	PA CA
DL3R4ESCT1W	190096196234	911401884284	400lm, 120V	ENERGY STAR [®]	8/384	PA CA
Downlight 4" Round (2700K-3000K-3500K-4000K-5000K)						
DL4RSLMZ10SCTUW	190096131877	911401837884	540lm/700lm, UNV	ENERGY STAR [®]	8/240	PA CA
DL4R7ESCT1W	190096131914	911401837784	700lm, 120V	ENERGY STAR [®]	20/640	PA CA
Downlight 6" Round (2700K-3000K-3500K-4000K-5000K)						
DL6RSLMZ10SCTUW	190096131891	911401838084	900lm/1100lm, UNV	ENERGY STAR [®]	8/160	PA CA
DL6R1IESCT1W	190096131884	911401837984	1100lm, 120V	ENERGY STAR [®]	10/300	PA CA
Gimbal 3" Round (2700K-3000K-3500K-4000K-5000K)						
GB3RSLMZ10SCTUW	190096131907	911401837184	370lm/500lm, UNV	ENERGY STAR [®]	8/320	PA CA
GB3R4ESCT1W	190096196227	911401884184	500lm, 120V	ENERGY STAR [®]	8/384	PA CA
Gimbal 4" Round (2700K-3000K-3500K-4000K-5000K)						
GB4RSLMZ10SCTUW	190096131921	911401837384	540lm/700lm, UNV	ENERGY STAR [®]	8/240	PA CA
GB4R7ESCT1W	190096131860	911401837284	700lm, 120V	ENERGY STAR [®]	8/480	PA CA
Gimbal 6" Round (2700K-3000K-3500K-4000K-5000K)						
GB6RSLMZ10SCTUW	190096131945	911401837584	900lm/1100lm, UNV	ENERGY STAR [®]	8/160	PA CA
GB6R1IESCT1W	190096131938	911401837484	1100lm, 120V	ENERGY STAR [®]	6/240	PA CA

Cat. No.	UPC Code	Model No.	Product Description	C/P Qty	Dist. Ctr.
New Construction Plate					
DSANCP468	190096196364	911401809985	4" 6" 8" Plate	10	PA
New Construction Plate Round					
DSANCP5	190096196265	911401808985	5" Plate	10	PA
DSANCP468	190096196364	911401809985	4" 6" 8" Plate	10	PA
DSANCP346	190096196357	911401809885	3" 4" 6" Plate	10	PA
Dual Select Extension Cord					
DSAEC20	190096196272	911401809085	20" Ext. Cord	250	PA

Surface Mount Downlight

The shallow ceiling **problem solver**

Ideal when faced with a challenging ceiling, but you still want a good-looking downlight.



Why choose Surface Mount Downlight?

- Easy to install on standard J-boxes
- Surface mount downlight solves the problem of limited plenum space
- Glare controlling lens for comfortable light distribution
- Affordable alternative to Air-Seal IC recessed housings
- Support wire attached for easy installation
- ENERGY STAR® and Title 24 listed



Surface Mount Downlight LED dual select

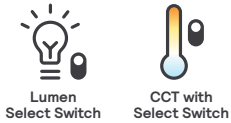
Catalog Number	UPC Code	Model Number	Product Description	Compliance	Case/Pallet Qty	Distr. Ctr.
Surface Mount Downlight 5" Round						
SD5R7ESCT1W	190096131785	911401836484	5" Round, 700lm, 90CRI, 2700K-3000K-3500K-4000K-5000K, 120V	ENERGY STAR®	8/672	PA CA
SD5RSLMZ10SCTUW	190096131792	911401836584	5" Round, 540lm/700lm, 90CRI, 2700K-3000K-3500K-4000K-5000K, UNV	ENERGY STAR®	8/672	PA CA
Surface Mount Downlight 7" Round						
SD7R10ESCT1W	190096131808	911401836684	7" Round, 1000lm, 90CRI, 2700K-3000K-3500K-4000K-5000K, 120V	ENERGY STAR®	8/360	PA CA
SD7RSLMZ10SCTUW	190096131815	911401836784	7" Round, 800lm/1000lm, 90CRI, 2700K-3000K-3500K-4000K-5000K, UNV	ENERGY STAR®	8/360	PA CA
Surface Mount Downlight 9" Round						
SD9R12ESCT1W	190096196197	911401883884	9" Round, 1200lm, 90CRI, 2700K-3000K-3500K-4000K-5000K, 120V	ENERGY STAR®	8/192	PA CA
SD9RSLMZ10SCTUW	190096131822	911401836884	9" Round, 900lm/1200lm, 90CRI, 2700K-3000K-3500K-4000K-5000K, UNV	ENERGY STAR®	8/192	PA CA
Surface Mount Downlight 11" Round						
SD11R15ESCT1W	190096196203	911401883984	11" Round, 1500lm, 90CRI, 2700K-3000K-3500K-4000K-5000K, 120V	ENERGY STAR®	6/162	PA CA
SD11RSLMZ10SCTUW	190096131839	911401836984	11" Round, 1200lm/1500lm, 90CRI, 2700K-3000K-3500K-4000K-5000K, UNV	ENERGY STAR®	6/162	PA CA
Surface Mount Downlight 14" Round						
SD14R16ESCT1W	190096196210	911401884084	14" Round, 2000lm, 90CRI, 2700K-3000K-3500K-4000K-5000K, 120V	ENERGY STAR®	5/90	PA CA
SD14RSLMZ10SCTUW	190096131846	911401837084	14" Round, 1600lm/2000lm, 90CRI, 2700K-3000K-3500K-4000K-5000K, UNV	ENERGY STAR®	6/90	PA CA

Flat Downlight round



Flat Downlight

Make your next lighting project faster and easier, with a product from a name you can trust.



Why choose Flat Downlight?

- FD select: 4 field selectable CCT options
- FD dual select: 5 field selectable CCT and multiple lumen selection options
- Quick and easy installation without frame or reflector
- Junction box clips to luminaire meeting National Electric Code (NEC)
- Dimmable to 10%
- Lifetime >50,000 hours (L70)
- IC-rated for insulation direct contact
- UL1598 wet location rated

Flat Downlight LED dual select

Catalog Number	UPC Code	Model No.	Product Description	Cp.	C/P Qty	Dist. Ctr.
Flat Downlight Dual Select Round (2700K-3000K-3500K-4000K-5000K)						
FD3R7ESCT1W	190096196166	911401883584	3" Round, 480lm, WH, 120V	ES	12/384	PA CA
FD3RSLMZ10SCTUW	190096131679	911401825284	3" Round, 370lm/500lm, WH, UNV	ES	12/288	PA CA
FD4R7ESCT1W	190096131686	911401825384	4" Round, 700lm, WH, 120V	ES	20/360	PA CA
FD4RSLMZ10SCTUW	190096131693	911401825484	4" Round, 540lm/700lm, WH, UNV	ES	12/216	PA CA
FD5R9ESCT1W	190096196173	911401883684	5" Round, 900lm, WH, 120V	ES	6/270	PA CA
FD5RSLMZ10SCTUW	190096131709	911401825584	5" Round, 900lm/1100lm, WH, UNV	ES	6/180	PA CA
FD6R11ESCT1W	190096131716	911401825684	6" Round, 1100lm, WH, 120V	ES	10/300	PA CA
FD6RSLMZ10SCTUW	190096131723	911401825784	6" Round, 900lm/1100lm, WH, UNV	ES	6/180	PA CA
FD8R13ESCT1W	190096196180	911401883784	8" Round, 1300lm, WH, 120V	ES	6/144	PA CA
FD8RSLMZ10SCTUW	190096131730	911401825884	8" Round, 1100lm/1300lm, WH, UNV	ES	6/144	PA CA

ES = ENERGY STAR®

Cat. No.	UPC Code	Model No.	Product Description	C/P Qty	Dist. Ctr.
Flat Downlight Dual Select Round Black Trim					
DSFD8RTBK	190096196340	911401809785	8" Round	80	PA
DSFD6RTBK	190096196333	911401809685	6" Round	80	PA
DSFD5RTBK	190096196395	911401810285	5" Round	180	PA
DSFD4RTBK	190096196388	911401810185	4" Round	180	PA
DSFD3RTBK	190096196371	911401810085	3" Round	180	PA
Flat Downlight New Construction Plate					
FD4NCP	190096131198	911401865081	4" Plate, 40/2000, factory		
FD6NCP	190096131204	911401865181	6" Plate, 40/2000, factory		
Flat Downlight Dual Select New Construction Plate Round					
DSANCPR5	190096196265	911401808985	5" Plate	10	PA
DSANCPR346	190096196357	911401809885	3" 4" 6" Plate	10	PA
Flat Downlight Dual Select New Construction Plate Square					
DSANCP346	190096196289	911401809185	3" 4" 6" Plate	10	PA
DSANCP3468	190096196319	911401809485	4" 6" 8" Plate	10	PA
Flat Downlight Dual Select Extension Cord					
DSAE20	190096196272	911401809085	20" Ext. Cord	250	PA



OmniSpot LED

Small is the new big

These luminaires are no exception. Combining compact design with power to keep attention focused exactly on designated areas of interest.



Why choose OmniSpot LED?

- Compact, sleek aesthetic with no visible heat sink
- Excellent beam control with industry leading center beam candlepower up to 30,000
- Unobtrusive track head at less than 1" of space between the track and track head
- 6 different track adapters available, making installation a breeze
- Superior optical control designed for retail



OmniSpot LED

Catalog Number	UPC Code	Model Number	Product Description	Compliance	Case/Pallet Qty	Distribution Center
OmniSpot LED 1000lm with Lightolier Track Adapter						
LCL10930WHITE	190096037445	912400539857	1000lm 90CRI 3000K White Finish ELV 120V	—	1/336	Factory
OmniSpot LED 1000lm Accessories						
LC10SF	190096029006	912400540151	Small Soft Focus Diffusion Film	—	1/140	PA
OmniSpot LED Reflectors						
LLMRF	190096028849	912400540136	Small Reflector Flood Beam Reflector	—	1/378	PA
LLMRNF	190096028832	912400540135	Small Reflector Narrow Flood Beam Reflector	—	1/330	PA



CorePro LED Track

Designed with simplicity in mind

The Lightolier CorePro LED Mini Cylinder is small and sleek for lower mounting heights and smaller spaces.



Why choose CorePro LED Track?

- Consumes 82% less energy than a 50W MR16
- Higher flux than available LED MR16 lamps
- Provides the efficiency, output and lifetime only an integrated LED solution can offer
- No need to replace halogen lamps and bi-pin sockets

CorePro LED Track

Catalog Number	UPC Code	Model Number	Product Description	Compliance	Case/Pallet Qty	Distribution Center
CorePro Track LED Track Heads						
LTL08RNF930WHVA	190096041763	912400541990	1000lm 90CRI 3000K Narrow Flood White Finish	–	1/224	Factory
LTL08RWF930BKVA	190096041923	912400542007	1000lm 90CRI 3000K Wide Flood Black Finish	–	1/224	Factory

Core Track Heads

A budget-friendly solution used for displays, accent, and task lighting

This family has a simple classic look with a shallow adapter making it a good option for lower mounting heights and smaller spaces.



Why choose Core Track Heads?

- Budget-friendly solution used for displays, accent, and task lighting
- Simple classic look with shallow adapter
- Great option for lower mounting heights & small spaces



Core LED Track Heads

Catalog Number	UPC Code	Model Number	Product Description	Compliance	Case/Pallet Qty	Distribution Center
Core LED Track Heads						
THCL10930WH	190096196951	911401804187	1000L 3000K Lightolier Core Track Head White	DLC	1/336	PA
THCL10930BK	190096196968	911401804287	1000L 3000K Lightolier Core Track Head Black	DLC	1/336	PA



Performance Track Heads

An economical solution used for displays, accent, and task lighting

With the two outputs, multiple mounting heights can be covered to ensure the desired illumination levels are met.



Why choose Performance Track Heads?

- Economical solution for displays, accent, & task lighting
- Field selectable Correlated Color Temperatures allow for concentrated light in a variety of color options
- Multiple mounting heights can be covered, with the two beam angles offered in the same box


Performance LED Track Heads

Catalog Number	UPC Code	Model Number	Product Description	Compliance	Case/Pallet Qty	Distribution Center
Performance LED Track Heads						
THPL109SCTBK	190096196982	911401804487	1000L 3000K Lightolier Core Track Head Black	DLC	1/224	PA
THPL109SCTWH	190096196975	911401804387	1000L 3000K Lightolier Core Track Head Black	DLC	1/224	PA
THPL309SCTBK	190096197026	911401804887	3000L 3000K Lightolier Core Track Head Black	DLC	1/224	PA
THPL309SCTWH	190096197019	911401804787	3000L 3000K Lightolier Core Track Head Black	DLC	1/224	PA
THPJ109SCTBK	190096197002	911401804687	1000L 3000K Juno Core Track Head Black	DLC	1/224	PA
THPJ109SCTWH	190096196999	911401804587	1000L 3000K Juno Core Track Head Black	DLC	1/224	PA
THPJ309SCTBK	190096197040	911401805087	3000L 3000K Juno Core Track Head Black	DLC	1/224	PA
THRJ309SCTWH	190096197033	911401804987	3000L 3000K Juno Core Track Head Black	DLC	1/224	PA

Track Systems

While continually improved over the years, our original track design from 1961 remains intact

Every Lightolier track luminaire today will work on the very first piece of track we ever produced.



Why choose Track Systems?

- Basic: Single circuit with capacity of 20 amps at 120V
- Advent: Double circuit with capacity of 40 amps at 120/240V
- Can be installed vertically or horizontal on walls
- Can be field cut
- Use with suspension beam or recessed housing



Track Systems

Cat. No.	UPC Code	Model Number	Product Description	C/P Qty	Dist. Ctr.
Lytespan Basic Track					
6002DWH	190096191741	912401592167	2' Basic Track White	1/6	CA
6002DBK	190096191758	912401592168	2' Basic Track Black	1/6	CA
6002DAL	190096191765	912401592169	2' Basic Track Aluminum	1/6	CA
6004DWH	190096191772	912401592170	4' Basic Track White	1/6	CA
6004DBK	190096191789	912401592171	4' Basic Track Black	1/6	CA
6004DAL	190096191796	912401592172	4' Basic Track Aluminum	1/6	CA
6008DWH	190096191826	912401592173	8' Basic Track White	1/6	CA
6008DBK	190096191819	912401592174	8' Basic Track Black	1/6	CA
6008DAL	190096191802	912401592175	8' Basic Track Aluminum	1/6	CA
Lytespan Basic Track Accessories					
6046NBK	784197594541	912400465070	Power Extension Connector Black	30/720	PA
6048NBK	784197594589	912400465073	Live End Black	30/720	PA
6048NWH	784197594596	912400465074	Live End White	30/720	PA
6049NBK	784197594565	912400465076	Mini Coupler Black	30/720	PA
6049NWH	784197594572	912400465077	Mini Coupler White	30/720	PA

Cat. No.	UPC Code	Model Number	Product Description	C/P Qty	Dist. Ctr.
Lytespan Basic & Advent Track Accessories					
6060BK	784197606015	912400462273	End Feed Canopy Black	100/1800	PA
6060WH	784197606008	912400462274	End Feed Canopy White	100/1800	PA
6061BK	784197606114	912400462275	Floating Canopy Black	50/900	PA
Monopoint Accessories					
6190BK	784197619015	912400462344	Round Monopoint, Matte Black	60/2400	PA
6190WH	784197619022	912400462345	Round Monopoint, Matte White	60/2400	PA



Gimbal Ring

Clean design for a **close fit**

Features a minimalistic form designed with LED lamps in mind, helping keep the customer's focus where you want it to be.



Why choose Gimbal Ring?

- Designed with minimalistic form to create a close fit with LED lamps
- Miniaturized detailed yoke and ring-shaped lampholder for a clean appearance
- Front relamping for easy maintenance
- Units adjust horizontally up to 350° and vertically up to 90°
- Molded polycarbonate bodies allow for scratch free handling during installation and relamping

Gimbal Ring

Catalog Number	UPC Code	Model Number	Product Description	Compliance	Case/Pallet Qty	Distribution Center
Gimbal Ring LED Track Heads						
9030NWH	662057905914	912400528335	PAR30 White Finish	—	1/224	PA
9038NBK	662057905938	912400528336	PAR38 Black Finish	—	1/192	PA
9038NWH	662057905945	912400528337	PAR38 White Finish	—	1/192	PA
Gimbal Ring Track Heads						
9021WH	784197902100	912400462730	Mini Universal 250W Max Matte White	—	1/192	PA



FCY Value High Bay

Update and upgrade for **real savings**

Low profile and durable design, efficiency and great price – FCY value high bay has it all.



Field selectable
Lumens and CCT
of 4000K or 5000K

Why choose FCY Value High Bay?

- Die formed sheet metal housing and end plates
- Corrosion resistant gloss white paint after fabrication
- V-hooks and 48" chains supplied (set of 2) for installation
- Lumen maintenance up to 70% (L70) at 50,000 hours
- Access plate located on top of housing for easy wiring
- cULus listed for use in damp locations, -20°C to 45°C ambient



FCY Value High Bay LED dual select

Catalog Number	UPC Code	Model Number	Product Description	Compliance	C/P Qty	Distribution Center
FCY Value High Bay (dual select)						
FCY0815L8CST-UNV-DIM	190096192571	912401592578	FCY Linear HB 8/12/15lm 40-50K UNV	DLC Premium	1/170	CA, PA, IL
FCY1524L8CST-UNV-DIM	190096192588	912401592579	FCY Linear HB 15/18/24lm 40-50K UNV	DLC Premium	1/153	CA, PA, IL
FCY2436L8CST-UNV-DIM	190096192595	912401592580	FCY Linear HB 24/30/36lm 40-50K UNV	DLC Premium	1/68	CA, PA, IL
FCY Accessories						
FCY-REMOTE	190096192694	912401592590	FCY Linear HB Remote 4 Sensor program	—	20/1120	PA
FCY-SENSOR	190096192700	912401592591	FCY Linear HB Sensor	—	20/1120	PA
FCY-WG15	190096192717	912401592592	FCY Linear HB Wire Guard 15lm	—	45/1800	PA
FCY-WG24	190096192724	912401592593	FCY Linear HB Wire Guard 24lm	—	45/1800	PA
FCY-PENHGR24	190096192731	912401592594	FCY Linear HB Pndnt Hngr Kit 15lm & 24lm	—	10/600	PA
FCY-SBK24	190096192748	912401592595	FCY Linear HB Surf Brckt kit 15lm & 24lm	—	20/1440	PA
FCY-WG36	190096192755	912401592596	FCY Linear HB Wire Guard 36lm	—	20/2100	PA
FCY-PENHGR36	190096192762	912401592597	FCY Linear HB Pendant Hanger Kit 36lm	—	78/3900	PA
FCY-SBK36	190096192779	912401592598	FCY Linear HB Surface Bracket kit 36lm	—	120/5760	PA



HCY Sealed High Bay

Modern design and energy savings

A great new look with no more sacrifices and dependability you can trust.



Why choose HCY Sealed High Bay?

- Lumen Selectable
- Field selectable color 4000K or 5000K
- Corrosion resistant black finish
- Heavy duty eyelet provided for connection to customer supplied suspension
- Accessory options of polycarbonate reflector and surface mount bracket
- Listed cULus for use in wet locations up to 50°C ambient, and IP65 rated

HCY Sealed High Bay LED dual select

Catalog Number	UPC Code	Model Number	Product Description	Compliance	C/P Qty	Distr. Ctr.
HCY Sealed High Bay (dual select)						
HCY0823L8CST-UN3-DIM-BK	190096197057	911401809987	8,000-23,000lm, 80CRI, 4000K/5000K, 0-10V UNV, 120-347V, Black	DLC Premium	1/84	PA, CA, IL
HCY0823L8CST-UN3-DIM-WH	190096197149	911401820487	8,000-23,000lm, 80CRI, 4000K/5000K, 0-10V UNV, 120-347V, White	DLC Premium	1/84	PA
HCY2437L8CST-UN3-DIM-BK	190096197064	911401810087	24,000-37,000lm, 80CRI, 4000K/5000K, 0-10V UNV, 120-347V, Black	DLC Premium	1/42	PA, CA, IL
HCY2437L8CST-UN3-DIM-WH	190096197156	911401820587	24,000-37,000lm, 80CRI, 4000K/5000K, 0-10V UNV, 120-347V, White	DLC Premium	1/42	PA
HCY Accessories						
HCY3-PRSM	190096197101	911401810487	Clear Polycarbonate Reflector for HCY0823L	—	10/80	PA, CA,
HCY3-PRLG	190096197095	911401810387	Clear Polycarbonate Reflector for HCY2437L	—	10/40	PA, CA, IL
HCY3-LCSMLG	190096197217	911401821987	Bottom Lens Cover for Polycarbonate Reflector	—	10/240	PA
HCY3-WGSM	190096197194	911401821787	Wireguard for HCY0823L	—	20/960	PA
HCY3-WGLG	190096197200	911401821887	Wireguard for HCY2437L	—	20/720	PA
HCY-SENSOR	190096131662	911401874682	Sensor	—	50/4500	PA, CA, IL
HCY-REMOTE	190096131143	911401855781	Remote 4 Sensor Program	—	20/4800	PA
HCY-SURFACE BKT SM	190096131174	911401856081	Surface Mount Bracket for HCY0823	—	10/240	PA, CA, IL
HCY-SURFACE BKT LG	190096131181	911401856181	Surface Mount Bracket for HCY2437	—	10/180	PA, CA



VTS Sealed Strip

Dual selectable sealed strip for indoor and outdoor applications

Sealed Strip luminaire offers rugged reliability, selectability and the efficiency your successful business requires.



Why choose VTS Sealed Strip?

- Ideally suited for use in refrigerated cold storage, industrial, parking garage, and canopy applications
- Acceptable for outdoor as well as indoor installations
- Can be surface mounted on ceilings or walls, or suspended via brackets, chain or cables (2ft, 4ft or 8ft option)
- Selectable (3500, 4000 or 5000K) default setting is 4000K correlated color temperature (CCT) with max available power



VTS Sealed Strip LED dual select

Catalog Number	UPC Code	Model Number	Product Description	Compliance	Case/Pallet Qty	Distribution Center
VTS Sealed Strip						
VTS225L840-UN3-DIM	190096196562	911401827085	2ft 2500lm 4000K 120-347V	DLC Standard	6/144	PA
VTS22028L8CST-UN3-DIM	190096196517	911401824985	2ft 20/24/28lm 3CCT 120-347V	DLC Standard	6/144	PA
VTS450L840-UN3-DIM	190096196524	911401825085	4ft 5000lm 4000K 120-347V	DLC Standard	4/64	PA
VTS42856L8CST-UN3-DIM	190096196531	911401825185	4ft 28/42/56lm 3CCT 120-347V	DLC Standard	4/64	PA GA
VTS8100L840-UN3-DIM	190096196548	911401825285	8ft 10000lm 4000K 120-347V	DLC Standard	2/64	PA
VTS880130L8CST-UN3-DIM	190096196555	911401825385	8ft 80/110/130lm 3CCT 120-347V	DLC Standard	2/64	PA GA



V3W Vaporlume

Robust, yet highly efficient

A specialized wet location, IP rated product designed for use in both indoor and outdoor environments.



Why choose V3W Vaporlume?

- Ideally suited for use in refrigerated cold storage, industrial, parking garage, and canopy applications
- Acceptable for outdoor as well as indoor installations
- Can be surface mounted on ceilings or walls, or suspended via brackets, chain or cables
- Mounting brackets available, order separately
- NSF Certified option for Non-Food Zone/Splash Zone installations


V3W Vaporlume LED

Catalog Number	UPC Code	Model Number	Product Description	Compliance	C/P Qty	Distr. Ctr.
V3W Vaporlume						
V3W451L840-UNV-DIM	784197426538	912401501684	4' Length, 5100lm, 80CRI, 4000K, UNV 120-277V, 0-10V	DLC Standard	1/30	PA
V3W Vaporlume Accessories						
TBK	734340374599	912400344165	Stainless Steel Top Bracket Kit (pair of brackets plus hardware)	—	50/1000	PA
FKR-126	782343184103	912400348218	Chain hanger set with V-Hook (2)	—	20/1920	CA, PA, GA



FluxStream Family

Real convenience for your operation's success




Why choose FluxStream?

- Compact design for tight spaces
- Frosted acrylic diffuser provides wide light distribution, superior glare control
- Diffuser and LED plate snap into place allowing tool-free access to LED boards and driver
- 2', 3', 4' and 8' tandem lengths available to accommodate many field applications
- Up to 100,000 hour predicted L70 LED lumen maintenance provides long service life to reduce maintenance costs



FluxStream LED

Catalog Number	UPC Code	Model Number	Product Description	Compliance	C/P Qty	Distr. Ctr.
FluxStream LED Industrial						
FSI440L840-UNV-DIM	784197245542	912401282281	4' Length, 4000lm, 80CRI, 4000K, UNV 120-277V, 0-10V	DLC Standard	1/40	PA
FSI455L840-UNV-DIM	784197245566	912401283477	4' Length, 5500lm, 80CRI, 4000K, UNV 120-277V, 0-10V	DLC Standard	1/40	PA, IL
FSI8110L840-UNV-DIM	784197245597	912401283489	8' Length, 11000lm, 80CRI, 4000K, UNV 120-277V, 0-10V	DLC Standard	1/36	PA
FluxStream LED Industrial Accessories						
FSIWG4	784197295035	912401461922	Wire Guard 4' (order two for 8' models)	—	1/40	PA
FluxStream LED Strip						
FSS220L840-UNV-DIM	784197245351	912401283410	2' Length, 2000lm, 80CRI, 4000K, UNV 120-277V, 0-10V	DLC Standard	1/80	PA
FSS440L835-UNV-DIM	784197270025	912401283415	4' Length, 4000lm, 80CRI, 3500K, UNV 120-277V, 0-10V	DLC Standard	1/60	CA, PA
FSS440L840-UNV-DIM	784197245382	912401283414	4' Length, 4000lm, 80CRI, 4000K, UNV 120-277V, 0-10V	DLC Standard	1/60	CA, PA, IL
FSS455L835-UNV-DIM	784197270100	912401283426	4' Length, 5500lm, 80CRI, 3500K, UNV 120-277V, 0-10V	DLC Standard	1/60	PA
FSS455L840-UNV-DIM	784197245405	912401283425	4' Length, 5500lm, 80CRI, 4000K, UNV 120-277V, 0-10V	DLC Standard	1/60	CA, PA
FSS8110L840-UNV-DIM	784197245436	912401283437	8' Length, 11000lm, 80CRI, 4000K, UNV 120-277V, 0-10V	DLC Standard	1/70	PA
FSS880L835-UNV-DIM	784197270308	912401283446	8' Length, 8000lm, 80CRI, 3500K, UNV 120-277V, 0-10V	DLC Standard	1/70	PA
FSS880L840-UNV-DIM	784197245429	912401283445	8' Length, 8000lm, 80CRI, 4000K, UNV 120-277V, 0-10V	DLC Standard	1/70	CA, PA, IL
FluxStream LED Strip Accessories						
FKR-126	782343184103	912400348218	54" Chains & V Brackets	—	20/1920	CA, PA
FSTH	784197349707	912401462272	Sliding Hanger Bracket (set of two)	—	4/900	CA, PA
FSSWG4	784197295028	912401461921	Wire Guard 4' (order two for 8' models)	—	1/60	CA, PA



FluxStream Family

Tough and dependable luminaires designed for ease of handling and flexibility



Why choose FluxStream?

- Compact design for tight spaces
- Frosted acrylic diffuser provides wide light distribution, superior glare control
- Diffuser and LED plate snap into place allowing tool-free access to LED boards and driver
- 2', 3', 4' and 8' tandem lengths available to accommodate many field applications
- Up to 100,000 hour predicted L70 LED lumen maintenance provides long service life to reduce maintenance costs

FluxStream LED

Catalog Number	UPC Code	Model Number	Product Description	Compliance	C/P Qty	Distr. Ctr.
FluxStream LED Strip EZ						
FSSEZ440L840-UNV-DIM	784197700171	912401499854	4' Length, 4000lm, 80CRI, 4000K, UNV 120-277V, 0-10V	DLC Standard	1/60	CA,
FSSEZ880L840-UNV-DIM	784197700188	912401499855	8' Length, 8000lm, 80CRI, 4000K, UNV 120-277V, 0-10V	DLC Standard	1/70	CA,
FluxStream LED Wraparound EZ						
FSWEZ440L830-UNV	784197263492	912401282850	4' Length, 4000lm, 80CRI, 3000K, UNV 120-277V, Non-Dimming	DLC Standard	1/40	PA
FSWEZ440L835-UNV	784197263508	912401282851	4' Length, 4000lm, 80CRI, 3500K, UNV 120-277V, Non-Dimming	DLC Standard	1/40	PA
FSWEZ440L840-UNV	784197245450	912401282852	4' Length, 4000lm, 80CRI, 4000K, UNV 120-277V, Non-Dimming	DLC Standard	1/40	PA
FluxStream LED Wraparound						
FSW440L835-UNV-DIM	784197263485	912401282849	4' Length, 4000lm, 80CRI, 3500K, UNV 120-277V, 0-10V	DLC Standard	1/40	PA
FSW440L840-UNV-DIM	784197245481	912401282277	4' Length, 4000lm, 80CRI, 4000K, UNV 120-277V, 0-10V	DLC Standard	1/40	PA, CA, IL
FSW860L840-UNV-DIM-SWZCS	—	912401609167	8' Length, 6000lm, 80CRI, 4000K, UNV 120-277V, 0-10V, Interact	DLC Standard	1/36	PA, CA
FluxStream LED Wraparound Accessories						
FSWJ	784197349721	912401462274	Continuous row Joiner for Wraparound (one per joint required)	—	8/440	PA
DACH48	734340989724	912400347291	Adjustable 48" cable hanger kit (single)	—	100/2000	PA, IL
DACH48-1-SC	734340989731	912400347292	Adjustable 48" cable hanger kit w/white straight 18/3 cord (single)	—	10/600	PA
DACH48-1D-SC	784197362096	912401454126	Adjustable 48" cable hanger kit w/white straight 18/5 cord & dim leads (single)	—	1/1	PA



NWL Selectable Wraparound

Achieve a balance of performance and appeal



NWL
(Wraparound)
with field on/off
occupancy sensor

Why choose NWL Selectable Wraparound?

- White polycarbonate housing for durability
- Frosted polycarbonate lens for even, low glare lighting
- Hardware for surface mounting included
- Field CCT selectable for 3000K, 3500K or 4000K
- cETLus listed to meet UL 1598 standards for -10°C to 35°C ambient. Suitable for damp locations



NWL Selectable Wraparound LED

Catalog Number	UPC Code	Model No.	Product Description	Compliance	C/P Qty	Distr. Ctr.
NWL						
NWL21525L8CST-UNV-DIM	190096196883	911401893085	2' Length, 15/20/25lm, 80CRI, Color Select 3000K-3500K-4000K, UNV 120-277V, 0-10V, Occupancy sensor	DLC Standard	4/64	CA, PA
NWL43050L8CST-UN3-DIM	190096196890	911401893185	4' Length, 30/40/50lm, 80CRI, Color Select 3000K-3500K-4000K, UN3 120-347V, 0-10V, Occupancy sensor	DLC Premium	4/32	CA, PA
NWL860100L8CST-UN3-DIM	190096196906	911401893285	8' Length, 60/80/100lm, 80CRI, Color Select 3000K-3500K-4000K, UN3 120-347V, 0-10V, Occupancy sensor	DLC Premium	1/45	CA, PA
NWL Accessories						
FPEMLED10RM	784197707941	912401608930	Emergency LED driver, Class 2, 10W, compatible with SBP / NWL / SDS / FCY	—	1/120	PA CA GA IL
HNH5-VHOOK	784197658762	912401459117	54" Chains & V Brackets	—	12/2160	GA
HCH10-VHOOK	784197658731	912401459114	10' Cables & V Brackets	—	5/600	GA
HCH5-VHOOK	784197658724	912401459113	5' Cables & V Brackets	—	10/600	IL, GA



SDS
(Selectable Strip)

SDS Selectable Strip

Economical luminaire
delivering the right light



Why choose SDS Selectable LED Strip?

- Simple form
- Convenient specification
- Ease of installation
- Ease of maintenance
- Durable construction
- Simple mounting method
- Frosted glare-free lens
- CCT & Lumen selectability

SDS Selectable Strip LED

Catalog Number	12NC	UPC Code	Product Description	Compliance	C/P Qty	Distr. Ctr.
SDS Linear Strip						
SDS21224LCST-UN3-DIM-OCC	911401846987	190096197286	SDS Linear Strip DS 2ft/35-40-50K/UN3 OCC	DLC Premium	9/162	PA, CA, IL, GA
SDS42550LCST-UN3-DIM-OCC	911401847087	190096197293	SDS Linear Strip DS 4ft/35-40-50K/UN3 OCC	DLC Premium	9/81	PA, CA, IL, GA
SDS84998LCST-UN3-DIM-OCC	911401847287	190096197316	SDS Linear Strip DS 8ft/35-40-50K/UN3 OCC	DLC Premium	6/90	PA, CA, IL, GA
SDS455LCST-UN3-DIM	911401847187	190096197309	SDS Linear Strip 4ft/35-40-50K/UN3	DLC Premium	9/81	PA, CA, IL, GA
SDS8130LCST-UN3-DIM	911401847387	190096197323	SDS Linear Strip 8ft/35-40-50K/UN3	DLC Premium	6/90	PA, CA, IL, GA
SDS Linear Strip Accessories						
SDS2-WG	911401850887	190096197378	SDS Linear Strip 2FT Wireguard	1/240	1/240	PA, CA, IL, GA
SDS4-WG	911401850987	190096197385	SDS Linear Strip 4FT Wireguard	1/120	1/120	PA, CA, IL, GA
SDS-JP	911401851087	190096197392	SDS Linear Strip Joint Plate	1/5400	1/5400	PA, CA, IL, GA



DSRT

Combine robust construction, a slim design, and low glare for versatile applications.



Why choose DSRT Gen 2?


- Robust low glare luminaire with or without sensor
- 3 lumen and 3 CCT field selectable options per size.
- Available for use in recessed, suspended and surface mount applications.



DSRT LED

Catalog Number	UPC Code	Model Number	Product Description	Compliance	C/P Qty	Distr. Ctr.
DSRT Selectable Troffer						
1DSRT3050LCS-4-UNV-DIM	190096197118	911401810587	1x4, Lumen Select, 80CRI, Color Select (3500K/4000K/5000K), UNV 120-277V, 0-10V	DLC Premium	1/30	PA, CA, IL
1DSRT3050LCS-4-UNV-DIM-DAYOCC	190096197163	911401821487	1x4, Lumen Select, 80CRI, Color Select (3500K/4000K/5000K), UNV 120-277V, 0-10V, DAYOCC Sensor	DLC Premium	1/30	PA, CA, IL
2DSRT3050LCS-2-UNV-DIM	190096197125	911401810687	2x2, Lumen Select, 80CRI, Color Select (3500K/4000K/5000K), UNV 120-277V, 0-10V	DLC Premium	1/20	PA, CA, IL
2DSRT3050LCS-2-UNV-DIM-DAYOCC	190096197170	911401821587	2x2, Lumen Select, 80CRI, Color Select (3500K/4000K/5000K), UNV 120-277V, 0-10V, DAYOCC Sensor	DLC Premium	1/20	PA, CA, IL
2DSRT4060LCS-4-UNV-DIM	190096197132	911401810787	2x4, Lumen Select, 80CRI, Color Select (3500K/4000K/5000K), UNV 120-277V, 0-10V	DLC Premium	1/12	PA, CA, IL
2DSRT4060LCS-4-UNV-DIM-DAYOCC	190096197187	911401821687	2x4, Lumen Select, 80CRI, Color Select (3500K/4000K/5000K), UNV 120-277V, 0-10V, DAYOCC Sensor	DLC Premium	1/10	PA, CA, IL
DSRT Accessories						
1DSRT-4-SKT	190096197255	911401838887	1x4 DSRT Surface Kit	—	10/100	PA
2DSRT-2-SKT	190096197262	911401838987	2x2 DSRT Surface Kit	—	10/200	PA
2DSRT-4-SKT	190096197279	911401839087	2x4 DSRT Surface Kit	—	10/100	PA
DSRT-CKT-NP	190096197231	911401838687	DSRT Suspension Kit no Power	—	500/500	PA
DSRT-CKT-WP	190096197248	911401838787	DSRT Suspension Kit with Power	—	40/1080	PA
DBELIS10WKit	784197708726	912401706138	DSRT Selectable Troffer EM Kit	—	1/120	—

1. Visit signify.com/warranties for full warranty information.



EvoGrid

Dependable, affordable lighting for a variety of applications

EvoGrid LED delivers high efficacies (125–135lm/W) and superior visual comfort.



Why choose EvoGrid?

- T Bar grids integral to the body for 15/16 and 9/16 grids
- Integral sensors, wired and wireless and POE control options
- Tunable options to support well-being and performance

EvoGrid LED


Catalog Number	UPC Code	Model Number	Product Description	Compliance	C/P Qty	Distr. Ctr.
EvoGrid 2x2						
2EVG30L835-2-D-UNV-DIM	784197028763	912401273519	2x2, 3000lm, 80CRI, 3500K, Opal Lens, UNV 120-277V, 0-10V	DLC Standard	1/52	PA
2EVG30L840-2-D-UNV-DIM	784197061593	912401272954	2x2, 3000lm, 80CRI, 4000K, Opal Lens, UNV 120-277V, 0-10V	DLC Standard	1/52	PA
2EVG38L835-2-D-UNV-DIM	784197028770	912401272141	2x2, 3800lm, 80CRI, 3500K, Opal Lens, UNV 120-277V, 0-10V	DLC Standard	1/52	PA
2EVG38L840-2-D-UNV-DIM	784197049133	912401272139	2x2, 3800lm, 80CRI, 4000K, Opal Lens, UNV 120-277V, 0-10V	DLC Standard	1/52	TN
2EVG45L835-2-D-UNV-DIM	784197028787	912401272138	2x2, 4500lm, 80CRI, 3500K, Opal Lens, UNV 120-277V, 0-10V	DLC Standard	1/52	PA
EvoGrid 2x4						
2EVG38L835-4-D-UNV-DIM	784197028947	912401273072	2x4, 3800lm, 80CRI, 3500K, Opal Lens, UNV 120-277V, 0-10V	DLC Standard	1/26	PA
2EVG38L840-4-D-UNV-DIM	784197049287	912401273077	2x4, 3800lm, 80CRI, 4000K, Opal Lens, UNV 120-277V, 0-10V	DLC Standard	1/26	PA
2EVG43L840-4-D-UNV-DIM	784197061302	912401272623	2x4, 4300lm, 80CRI, 4000K, Opal Lens, UNV 120-277V, 0-10V	DLC Standard	1/26	PA
2EVG48L835-4-D-UNV-DIM	784197028961	912401272125	2x4, 4800lm, 80CRI, 3500K, Opal Lens, UNV 120-277V, 0-10V	DLC Standard	1/26	PA
2EVG48L840-4-D-UNV-DIM	784197049102	912401272128	2x4, 4800lm, 80CRI, 4000K, Opal Lens, UNV 120-277V, 0-10V	DLC Standard	1/26	PA
2EVG54L840-4-D-UNV-DIM	784197049119	912401272129	2x4, 5400lm, 80CRI, 4000K, Opal Lens, UNV 120-277V, 0-10V	DLC Standard	1/26	PA
EvoGrid Accessories						
FMA14	734340775488	912400346341	1x4 "F" mounting frame for NEMA "F" ceiling	–	40/320	CA, PA
FMA22	734340775471	912400346340	2x2 "F" mounting frame for NEMA "F" ceiling	–	50/450	CA, PA, GA*
FMA24	734340775464	912400346339	2x4 "F" mounting frame for NEMA "F" ceiling	–	40/480	CA, PA, GA*
FSF24	784197614386	912401457671	2'x4' surface mount field installation kit (field assembled)	–	–	IL
FSF22	784197614379	912401457672	2'x2' surface mount field installation kit (field assembled)	–	–	IL

* Will Call (pickup only)



FluxGrid

Trusted solutions for core and performance applications




Why choose FluxGrid?

- Offers just the right selection of service features and value
- Budget conscious specification product, offering premium visual comfort
- Popular diffuse lens types including a ribbed option round and flat
- Integrated control options at a competitive price
- 4 a full range of specification options such as hard ceiling compatibility



FluxGrid LED

Catalog Number	UPC Code	Model No.	Product Description	Compliance	C/P Qty	Distr. Ctr.
FluxGrid 2x2 for Grid NEMA G 15/16" with Round Smooth Diffuser & Interact						
2FGXG20L835-2-RS-UNV-DIM-SWZCS	-	912401608349	2x2, 2000lm, 80CRI, 3500K, Round Smooth Lens, UNV 120-277V, 0-10V	DLC Premium	1/52	PA CA
2FGXG20L840-2-RS-UNV-DIM-SWZCS	-	912401608350	2x2, 2000lm, 80CRI, 4000K, Round Smooth Lens, UNV 120-277V, 0-10V	DLC Premium	1/52	PA CA
FluxGrid 2x2 for Grid NEMA G 15/16" with Round Smooth Diffuser						
2FGXG30L835-2-RS-UNV-DIM	784197707774	912401607966	2x2, 3000lm, 80CRI, 3500K, Round Smooth Lens, UNV 120-277V, 0-10V	DLC Premium	1/52	PA
2FGXG30L840-2-RS-UNV-DIM	784197707781	912401607970	2x2, 3000lm, 80CRI, 4000K, Round Smooth Lens, UNV 120-277V, 0-10V	DLC Premium	1/52	PA
2FGXG38B835-2-RS-UNV-DIM	784197707798	912401607975	2x2, 3800lm, 80CRI, 3500K, Round Smooth Lens, UNV 120-277V, 0-10V	DLC Premium	1/52	PA CA
2FGXG38B835-2-RS-UNV-DIM-CHIC	784197707927	912401608394	2x2, 3800lm, 80CRI, 3500K, Round Smooth Lens, UNV 120-277V, 0-10V, Chicago Plenum	DLC Premium	1/52	IL
2FGXG38B840-2-RS-UNV-DIM	784197707804	912401607978	2x2, 3800lm, 80CRI, 4000K, Round Smooth Lens, UNV 120-277V, 0-10V	DLC Premium	1/52	IL PA CA
2FGXG38L835-2-RS-UNV-DIM	784197707811	912401607980	2x2, 3800lm, 80CRI, 3500K, Round Smooth Lens, UNV 120-277V, 0-10V	DLC Premium	1/52	PA
2FGXG38L840-2-RS-UNV-DIM	784197707835	912401607986	2x2, 3800lm, 80CRI, 4000K, Round Smooth Lens, UNV 120-277V, 0-10V	DLC Premium	1/52	Factory
FluxGrid 2x2 for Grid NEMA G 15/16" with Round Smooth Diffuser & Interact						
2FGXG30L835-2-RS-UNV-DIM-SWZCS	-	912401608352	2x2, 3000lm, 80CRI, 3500K, Round Smooth Lens, UNV 120-277V, 0-10V	DLC Premium	1/52	PA CA
2FGXG30L840-2-RS-UNV-DIM-SWZCS	-	912401608353	2x2, 3000lm, 80CRI, 4000K, Round Smooth Lens, UNV 120-277V, 0-10V	DLC Premium	1/52	PA CA
FluxGrid 2x2 for Grid NEMA G 15/16" with Flat Smooth Diffuser & Interact						
2FGXG30L840-2-FS-UNV-DIM-SWZCS	-	912401609142	2x2, 3000lm, 80CRI, 4000K, Flat Smooth Lens, UNV 120-277V, 0-10V	DLC Premium	18994	PA
2FGXG30L835-2-FS-UNV-DIM-SWZCS	-	912401609141	2x2, 3000lm, 80CRI, 3500K, Flat Smooth Lens, UNV 120-277V, 0-10V	DLC Premium	18994	PA



FluxGrid

Trusted solutions for core and performance applications



Why choose FluxGrid?

- Offers just the right selection of service features and value
- Budget conscious specification product, offering premium visual comfort
- Popular diffuse lens types including a ribbed option round and flat
- Integrated control options at a competitive price
- 4 a full range of specification options such as hard ceiling compatibility

FluxGrid LED

Catalog Number	UPC Code	Model No.	Product Description	Compliance	C/P Qty	Distr. Ctr.
FluxGrid 2x4 for Grid NEMA G 15/16" with Round & Flat Smooth Diffuser						
2FGXG38L835-4-RS-UNV-DIM	784197707828	912401607983	2x4, 3800lm, 80CRI, 3500K, Round Smooth Lens, UNV 120-277V, 0-10V	DLC Premium	1/26	PA
2FGXG38L840-4-RS-UNV-DIM	784197707910	912401608046	2x4, 3800lm, 80CRI, 4000K, Round Smooth Lens, UNV 120-277V, 0-10V	DLC Premium	1/26	PA
2FGXG42B835-4-FS-UNV-DIM	784197707842	912401607992	2x4, 4200lm, 80CRI, 3500K, Flat Smooth Lens, UNV 120-277V, 0-10V	DLC Premium	1/26	PA
2FGXG42B835-4-RS-UNV-DIM	784197707859	912401607993	2x4, 4200lm, 80CRI, 3500K, Round Smooth Lens, UNV 120-277V, 0-10V	DLC Premium	1/26	PA CA
2FGXG42B835-4-RS-UNV-DIM-CHIC	784197707934	912401608397	2x4, 4200lm, 80CRI, 3500K, Round Smooth Lens, UNV 120-277V, 0-10V, Chicago Plenum	DLC Premium	1/26	IL
2FGXG42B840-4-FS-UNV-DIM	784197707866	912401607994	2x4, 4200lm, 80CRI, 4000K, Flat Smooth Lens, UNV 120-277V, 0-10V	DLC Premium	1/26	PA
2FGXG42B840-4-RS-UNV-DIM	784197707767	912401607944	2x4, 4200lm, 80CRI, 4000K, Round Smooth Lens, UNV 120-277V, 0-10V	DLC Premium	1/26	IL PA CA
2FGXG43L835-4-RS-UNV-DIM	784197707873	912401607997	2x4, 4300lm, 80CRI, 3500K, Round Smooth Lens, UNV 120-277V, 0-10V	DLC Premium	1/26	PA
2FGXG43L840-4-RS-UNV-DIM	784197707880	912401608001	2x4, 4300lm, 80CRI, 4000K, Round Smooth Lens, UNV 120-277V, 0-10V	DLC Premium	1/26	PA
2FGXG48L835-4-RS-UNV-DIM	784197707897	912401608012	2x4, 4800lm, 80CRI, 3500K, Round Smooth Lens, UNV 120-277V, 0-10V	DLC Premium	1/26	
2FGXG48L840-4-RS-UNV-DIM	784197707903	912401608015	2x4, 4800lm, 80CRI, 4000K, Round Smooth Lens, UNV 120-277V, 0-10V	DLC Premium	1/26	CA
FluxGrid 2x4 for Grid NEMA G 15/16" with Round Smooth Diffuser & Interact						
2FGXG38L835-4-RS-UNV-DIM-SWZCS	—	912401608351	2x4, 3800lm, 80CRI, 3500K, Round Smooth Lens, UNV 120-277V, 0-10V	DLC Premium	1/26	PA CA
2FGXG38L840-4-RS-UNV-DIM-SWZCS	—	912401608354	2x4, 3800lm, 80CRI, 4000K, Round Smooth Lens, UNV 120-277V, 0-10V	DLC Premium	1/26	PA CA
2FGXG43L835-4-RS-UNV-DIM-SWZCS	—	912401608355	2x4, 4300lm, 80CRI, 3500K, Round Smooth Lens, UNV 120-277V, 0-10V	DLC Premium	1/26	PA CA
2FGXG43L840-4-RS-UNV-DIM-SWZCS	—	912401608358	2x4, 4300lm, 80CRI, 4000K, Round Smooth Lens, UNV 120-277V, 0-10V	DLC Premium	1/26	PA CA
FluxGrid Accessories						
FSF24	784197614386	912401457671	2'x4' surface mount field installation kit (field assembled)	—	—	IL
FSF22	784197614379	912401457672	2'x2' surface mount field installation kit (field assembled)	—	—	IL

* Will Call (pickup only)



FluxPanel Gen 2

Uniform surface of light provides low glare, flicker free lighting at an affordable price.



Why choose FluxPanel Gen 2?

- DLC standard and premium options to assure performance and maximum ROI
- Tested TM21 prediction L70 up to 90,000 hrs and warranted for 5 years¹
- Install the remote mount sensor accessory to capture maximum savings now and expand the network for add on sales and value in the future
- Flexible wiring options
- Available with factory installed BSL10LST self test 10W and BSL6LST self test 6W ...more lumen output for 1 watt less



FluxPanel LED


Catalog Number	UPC Code	Model Number	Product Description	Compliance	C/P Qty	Distr. Ctr.
FluxPanel						
1FPZ38B835-4-DS-UNV-DIM	190096180011	912401587017	1x4, 3800lm, 80CRI, 3500K, Smooth Diffuser, UNV 120-277V, 0-10V	DLC Standard	1/40	PAv
1FPZ38B840-4-DS-UNV-DIM	190096180028	912401609016	1x4, 3800lm, 80CRI, 4000K, Smooth Diffuser, UNV 120-277V, 0-10V	DLC Standard	1/40	CA
2FPZ20L835-2-DS UNV DIM	190096180769	912401591598	2x2, 2000lm, 80CRI, 3500K, Smooth Diffuser, UNV 120-277V, 0-10V	DLC Premium	1/40	PA
2FPZ20L840-2-DS UNV DIM	190096180776	912401591599	2x2, 2000lm, 80CRI, 4000K, Smooth Diffuser, UNV 120-277V, 0-10V	DLC Premium	1/40	PA
2FPZ20L850-2-DS UNV DIM	190096181902	912401591705	2x2, 2000lm, 80CRI, 5000K, Smooth Diffuser, UNV 120-277V, 0-10V	DLC Premium	1/40	PA
2FPZ30L835-2-DS UNV DIM	190096180783	912401591601	2x2, 3000lm, 80CRI, 3500K, Smooth Diffuser, UNV 120-277V, 0-10V	DLC Premium	1/40	PA
2FPZ30L840-2-DS UNV DIM	190096180790	912401591602	2x2, 3000lm, 80CRI, 4000K, Smooth Diffuser, UNV 120-277V, 0-10V	DLC Premium	1/40	PA
2FPZ38B835-2-DS-UNV-DIM	190096180035	912401609018	2x2, 3800lm, 80CRI, 3500K, Smooth Diffuser, UNV 120-277V, 0-10V	DLC Standard	1/40	CA, PA
2FPZ38B840-2-DS-UNV-DIM	190096180042	912401609019	2x2, 3800lm, 80CRI, 4000K, Smooth Diffuser, UNV 120-277V, 0-10V	DLC Standard	1/40	CA, PA, IL
2FPZ38B850-2-DS-UNV-DIM	784197708160	912401609020	2x2, 3800lm, 80CRI, 5000K, Smooth Diffuser, UNV 120-277V, 0-10V	DLC Standard	1/40	CA, PA
2FPZ30L835-4-DS UNV DIM	190096180806	912401591603	2x4, 3000lm, 80CRI, 3500K, Smooth Diffuser, UNV 120-277V, 0-10V	DLC Premium	1/20	PA
2FPZ30L840-4-DS UNV DIM	190096180813	912401591604	2x4, 3000lm, 80CRI, 4000K, Smooth Diffuser, UNV 120-277V, 0-10V	DLC Premium	1/20	PA
2FPZ30L850-4-DS UNV DIM	190096181919	912401591706	2x4, 3000lm, 80CRI, 5000K, Smooth Diffuser, UNV 120-277V, 0-10V	DLC Premium	1/20	Factory
2FPZ38L835-4-DS UNV DIM	190096180837	912401591606	2x4, 3800lm, 80CRI, 3500K, Smooth Diffuser, UNV 120-277V, 0-10V	DLC Premium	1/20	PA
2FPZ38L840-4-DS UNV DIM	190096180820	912401591605	2x4, 3800lm, 80CRI, 4000K, Smooth Diffuser, UNV 120-277V, 0-10V	DLC Premium	1/20	PA
2FPZ42B835-4-DS-UNV-DIM	190096180066	912401609021	2x4, 4200lm, 80CRI, 3500K, Smooth Diffuser, UNV 120-277V, 0-10V	DLC Standard	1/20	CA, PA
2FPZ42B840-4-DS-UNV-DIM	190096180073	912401609022	2x4, 4200lm, 80CRI, 4000K, Smooth Diffuser, UNV 120-277V, 0-10V	DLC Standard	1/20	CA, PA, IL
2FPZ42B850-2-DS-UNV-DIM	784197708283	912401609023	2x2, 4200lm, 80CRI, 5000K, Smooth Diffuser, UNV 120-277V, 0-10V	DLC Standard	1/40	CA, PA
FluxPanel Accessory						
FSF24	784197614386	912401457671	2'x4' surface mount field installation kit (field assembled)	-	-	IL
FSF22	784197614379	912401457672	2'x2' surface mount field installation kit (field assembled)	-	-	IL

1. Visit signify.com/warranties for full warranty information.



Selectable Backlit Panel

Make the **easy selection** and carry less stock with more options.



Why choose Selectable Backlit Panel?

- 3 color temperature selections, 3 wattage choices, and 3 sizes available
- Numerous options for your customers, while keeping inventory levels and SKU count low
- Available for use in recessed, suspended and surface mount applications

Selectable Backlit Panel LED select

Catalog Number	UPC Code	Model No.	Product Description	Compliance	C/P Qty	Distr. Ctr.
Selectable Backlit Panel (30W/34W/39W)						
1SBP2035L8DS-4-UNV-DIM	190096193103	912401592648	1x4, Lumen Select, 80CRI, Color Select (3500K/4000K/5000K), UNV 120-277V, 0-10V	DLC Standard	4/24	CA, PA, IL
2SBP3050L8CS-4-UNV-DIM	912401707031	784197708818	2x2, Lumen Select, 80CRI, Color Select (3500K/4000K/5000K), UNV 120-277V, 0-10V	DLC Standard	4/24	CA, PA, IL, GA*
2SBP2035L8CS-2-UNV-DIM	912401707029	784197708801	2x4, Lumen Select, 80CRI, Color Select (3500K/4000K/5000K), UNV 120-277V, 0-10V	DLC Standard	4/12	CA, PA, IL, GA*
Selectable Backlit Panel Accessories						
FPEMLED10RM	784197707941	912401608930	Emergency LED driver, Class 2, 10W, compatible with SBP / NWL / SDS / FCY	—	1/120	TPA CA GA IL
FSF24	784197614386	912401457671	2'x4' surface mount field installation kit (field assembled)	—	—	IL
FSF22	784197614379	912401457672	2'x2' surface mount field installation kit (field assembled)	—	—	IL
FPSMF14	190096193035	912401592636	1'x4' surface mount field installation kit (field assembled)	—	—	PA
FPSMF22	190096193042	912401592637	2'x2' surface mount field installation kit (field assembled)	—	—	PA
FPSMF24	190096193059	912401592638	2'x4' surface mount field installation kit (field assembled)	—	—	PA

* Will Call (pickup only)


EvoKit Click LED Retrofit Kits

Sleek and modern look for a refreshed space



Why choose EvoKit Click LED Retrofit Kits?

- Fast installation and with reduced scrap
- Bulk packaging (4 pack) fits up to 84 kits in one pallet
- High efficacy/low wattage for maximum rebates and energy savings
- Fits most 1x4, 2x4 & 2x2 troffers (grid/narrow grid)
- Control options for maximum flexibility
- Average life rating of 70,000 hours¹



EvoKit Click LED Retrofit Kits

Cat. No.	Model Number*	UPC Code	Product Description	Compliance	Lumens (lm)	Dimming	Volts (V)	Watts (W)	Eff. lm/W	CRI (min.)	CCT (K)	DLC ID	C/P Qty	Dist. Center
EvoKit Click - 2' x 4'														
269829	929002749413	781087169261	2x4 UNV 0-10 P4	DLC Prem.	3150 3900 4300	0-10V	120-277	20/25/30W	160	80	3500 4000 5000	S-MOQWEN	4/60	CA, PA
269837	929002749513	781087169278	2x4 UNV 0-10 P1	DLC Prem.	3150 3900 4300	0-10V	120-277	20/25/30W	160	80	3500 4000 5000	S-T2KSHX	1/33	CA, PA
114710	929002758113	781087170205	2x4 42L TW UNV SWZCS P4	DLC Prem.	4200	Interact	120-277	33W	127	80	2700 - 6500	S-29X4JY	4/60	CA, PA
121392	929002734213	781087167830	2x4 42L 29W 840 UNV SWZCS P4	DLC Prem.	4200	Interact	120-277	29W	134	80	4000	PIJTAVRN	4/60	CA, PA
121426	929002734413	781087167854	2x4 42L 29W 840 UNV SWZCS P1	DLC Prem.	4200	Interact	120-277	29W	124	80	4000	P4CU1BIE	1/33	CA, PA
267682	929002740413	781087168523	2x4 42L 29W 835 UNV SWZCS P4	DLC Prem.	4200	Interact	120-277	29W	134	80	3500	PO1HXM8O	4/60	CA, PA
121400	929002734313	781087167847	2x4 42L 29W 835 UNV SWZCS P1	DLC Prem.	4200	Interact	120-277	29W	134	80	3500	PTVG8GBH	1/33	CA, PA
523720	929001778713	781087162149	2x4 42L 30W 840 UNV 0-10 P4	DLC Prem.	4200	0-10V	120-277	30W	144	80	4000	PD7HU98K	4/60	CA, PA
520296	929001740113	781087158036	2x4 42L 30W 840 UNV 0-10 P1	DLC Prem.	4200	0-10V	120-277	30W	144	80	4000	P9S1IOOY	1/33	CA, PA
523704	929001778513	781087162125	2x4 42L 30W 835 UNV 0-10 P4	DLC Prem.	4200	0-10V	120-277	30W	139	80	3500	PIW5T132	4/60	CA, PA
520288	929001739713	781087158029	2x4 42L 30W 835 UNV 0-10 P1	DLC Prem.	4200	0-10V	120-277	30W	139	80	3500	PIW5T132	1/33	CA, PA
523555	929001777013	781087161975	2x4 30L 27W 840 UNV 0-10 P4	DLC Std.	3000	0-10V	120-277	27W	111	80	4000	P242F7YA	4/60	CA, PA



EvoKit Click LED Retrofit Kits

Sleek and modern look for a refreshed space



Why choose EvoKit Click LED Retrofit Kits?

- Fast installation and with reduced scrap
- Bulk packaging (4 pack) fits up to 84 kits in one pallet
- High efficacy/low wattage for maximum rebates and energy savings
- Fits most 1x4, 2x4 & 2x2 troffers (grid/narrow grid)
- Control options for maximum flexibility
- Average life rating of 70,000 hours¹

EvoKit Click LED Retrofit Kits

Cat. No.	Model Number*	UPC Code	Product Description	Compliance	Lumens (lm)	Dimming	Volts (V)	Watts (W)	Eff. lm/W	CRI (min.)	CCT (K)	DLC ID	C/P Qty	Dist. Center
EvoKit Click - 1' x 4'														
269696	929002749013	781087169223	1x4 UNV 0-10 P4	DLC Prem.	2650 3250 3650	0-10V	120-277	17/22/25W	159	80	3500 4000 5000	S-0B7W6H	4/60	CA, PA
269738	929002749113	781087169230	1x4 UNV 0-10 P1	DLC Prem.	2650 3250 3650	0-10V	120-277	17/22/25W	159	80	3500 4000 5000	S-P5KEAG	1/33	CA, PA
114678	929002757813	781087170175	1x4 32L TW UNV SWZCS P4	DLC Prem.	3200	Interact	120-277	24W	133	80	2700 - 6500	S-29X4JY	1/33	CA, PA
267666	929002740213	781087168509	1x4 32L 24W 840 UNV SWZCS P4	DLC Prem.	3200	Interact	120-277	24W	149	80	4000	PW00K1ZF	4/60	CA, PA
114124	929002733813	781087167793	1x4 32L 24W 840 UNV SWZCS P1	DLC Prem.	3200	Interact	120-277	24W	149	80	4000	P95MEW4K	1/33	CA, PA
EvoKit Click - 2' x 2'														
269753	929002749213	781087169247	2x2 UNV 0-10 P4	DLC Prem.	2650 3250 3650	0-10V	120-277	17/22/25W	159	80	3500 4000 5000	S-NEJXOV	4/84	CA, PA
269803	929002749313	781087169254	2x2 UNV 0-10 P1	DLC Prem.	2650 3250 3650	0-10V	120-277	17/22/25W	159	80	3500 4000 5000	S-C07ISX	1/55	CA, PA
114686	929002757913	781087170182	2x2 32L TW UNV SWZCS P4	DLC Prem.	3200	Interact	120-277	25W	128	80	2700 - 6500	S-9CK2XY	4/84	CA, PA
114140	929002733913	781087167809	2x2 32L 24W 840 UNV SWZCS P4	DLC Prem.	3200	Interact	120-277	24W	138	80	4000	RJHZ10F4	4/84	CA, PA
121376	929002734113	781087167823	2x2 32L 24W 840 UNV SWZCS P1	DLC Prem.	3200	Interact	120-277	24W	138	80	4000	P2WPWOM3	1/55	CA, PA
523647	929001777913	781087162064	2x2 32L 24W 840 UNV 0-10 P4	DLC Prem.	3200	0-10V	120-277	24W	138	80	4000	PCGIVN5U	4/84	CA, PA
520247	929001737713	781087157985	2x2 32L 24W 840 UNV 0-10 P1	DLC Prem.	3200	0-10V	120-277	24W	138	80	4000	PL4YKODF	1/55	CA, PA
267674	929002740313	781087168516	2x2 32L 24W 835 UNV SWZCS P4	DLC Prem.	3200	Interact	120-277	24W	133	80	3500	PG2IVTS2	4/84	CA, PA
114157	929002734013	781087167816	2x2 32L 24W 835 UNV SWZCS P1	DLC Prem.	3200	Interact	120-277	24W	133	80	3500	PYFQUQV4	1/55	CA, PA
523589	929001777313	781087162002	2x2 32L 29W 835 UNV 0-10 P4	DLC Std.	3200	0-10V	120-277	29W	117	80	3500	P5ZOVZ5C	4/84	CA, PA



interact ready.

45V Line Edge-lit LED

High quality specification grade edge-lit exit sign that is aesthetically appealing and designed for architectural excellence. Includes self-test/self-diagnostic test circuitry, standard on all models.



Why choose 45V Line LED?

- Self-diagnostic standard
- Self-test standard
- Special wording available
- Injection molded wedge shaped panel
- California Energy Commission compliant
- Precision molded, etched letters and chevrons
- Exit panel is ultrasonically welded together eliminating the need for visible hardware
- DoE compliant



45V Line Edge-lit LED

Catalog Number	UPC Code	Model Number	Product Description	Case / Pallet Qty	Distribution Center
45V Line Edge-lit LED					
BBER45VXL	912400370603	781370518127	Back Box Rough In Section, Emergency Operation Nicad Battery	1/176	IL
BB45VL	912401025366	781370614928	Back Box Rough In Section, AC Only	1/176	IL, CA



Compac Units LED

General purpose exit and emergency family that is designed to complement the Compac LED family. An unobtrusive look offers great aesthetics and delivers optimum performance.



Why choose Compac Units LED?

- Low profile unobtrusive designs
- Nickel metal hydride battery (CLU Nickel cadmium)
- Designed for wall or ceiling mounting
- Self-diagnostic, self-test electronics

Compac Units LED

Catalog No.	UPC Code	Model Number	Product Description	C / P Qty	Distr. Ctr.
Compac Units LED					
CLU2NW	784197421144	912401502516	Compac LED 2 Lamp Head Emergency Unit, Nickel Metal Hydride Battery, White	1/6	CA, PA
CLUNW	784197421168	912401502515	Compac LED 2 Lamp Head Emergency Unit, Nickel Cadmium Battery, Compact White Cabinet	1/24	CA, PA
CLXNRW	784197421236	912401502518	Compac LED Exit, Nickel Metal Hydride Battery, Red Letters, White	1/6	CA
CLU2NW2R	912401502510	784197421175	Compac LED 2 Lamp Head Emergency Unit, Nickel Metal Hydride Battery, White, Remote Capability	6/192	CA, PA
CLR1W	912401502509	784197421151	Compac Single LED remote lamp head	24	CA
CLR2W	912401502525	784197421304	Compac Dual LED remote lamp head	24	CA, PA
CLUR3NW	912401502513	784197421205	Compac LED Recessed Emergency Unit, 3 Lamps, Nickel Metal Hydride Battery, White Finish	6/72	CA
CLXAGW	912401502517	784197421229	Compac LED Exit, AC only, Green Letters, White	6	CA
CLXNGW	912401502519	784197421243	Compac LED Exit, Nickel Metal Hydride Battery, Green Letters, White	6	CA
CLXNRW4R	912401502520	784197421250	Compac LED Exit, Nickel Metal Hydride Battery, Red Letters, White, Remote Capability	6	CA, PA
CLCNRW	912401502521	784197421267	Compac LED Combo, Nickel Metal Hydride Battery, Red Letters, White	6	CA
CLCNGW	912401502522	784197421274	Compac LED Combo, Nickel Metal Hydride Battery, Green Letters, White	6	CA
CLCNRW2R	912401502523	784197421281	Compac LED Combo, Nickel Metal Hydride Battery, Red Letters, White, Remote Capability	6	CA, PA
CLCNGW2R	912401502524	784197421298	Compac LED Combo, Nickel Metal Hydride Battery, Green Letters, White, Remote Capability	6	CA
CLU3NW	912401502511	784197421182	Compac LED emergency unit, 3 lamps, Nickel Metal Hydride Battery, White Finish	6/212	CA, PA
CLXARW	912401502514	784197421212	Compac LED Exit, AC only, Red Letters, White	6/96	CA, PA

Edge-Glo Edge-Lit LED



Attractive chamfered acrylic panel with floating letters. Bottom edge of panels reflectorized to facilitate even illumination.

Why choose Edge-Glo LED?

- Red on white signs with Chicago code arrows
- Injection molded clear acrylic panels with chamfered edges
- Bottom edge is reflectorized to facilitate uniform illumination



Edge-Glo Edge-Lit LED

Catalog Number	UPC Code	Model Number	Product Description	C/P Qty	Distr. Ctr.
Edge-Glo Edge-Lit LED (City of Chicago code ONLY)					
PG1RWSA3W	782343255216	912400392743	EXIT Panel, single face, Red letters on white background, no arrows, white faceplate	1/70	IL
PG2RWSA21W	782343257463	912400392755	EXIT Panel, double face, Red letters on white background, left or right arrows, white faceplate	1/70	IL
PG1RWSA6W	782343256336	912400392748	EXIT Panel, single face, Red letters on white background, right arrow, white faceplate	1/70	IL
PG1RWSA9W	782343256190	912400392747	EXIT Panel, single face, Red letters on white background, left arrow, white faceplate	1/70	IL
PG2RWSA20W	781370039295	912400391116	STAIRS Panel, double face, Red letters on white background, arrow left or right, white faceplate	1/70	IL
PG1RWSA2W	781370526450	912400391642	STAIRS Panel, single face, Red letters on white background, no arrows, white faceplate	1/70	IL
PG2RWSA24W	782343257432	912400392754	EXIT Panel, double face, Red letters on white background, arrow double, white faceplate	1/70	IL
PG2RWSA18W	781370485450	912400391566	EXIT Panel, double face, Red letters on white background, no arrows, white faceplate	1/70	IL
PG1RWSA12W	781370144692	912400391219	EXIT Panel, single face, Red letters on white background, arrow double, white faceplate	1/70	IL
PG1RWSA8W	781370112301	912400391179	STAIRS Panel, single face, Red letters on white background, arrow left, white faceplate	1/70	IL
PG1RWSA5W	781370208585	912400391272	STAIRS Panel, single face, Red letters on white background, arrow right, white faceplate	1/70	IL
PG1RWSA11W	781370489809	912400391577	STAIRS Panel, single face, Red letters on white background, arrow double, white faceplate	1/70	IL
PG2RWSA23W	781370482442	912400391558	STAIRS Panel, double face, Red letters on white background, arrow double, white faceplate	1/70	IL
Edge-Glo Edge-Lit LED					
RGLOLEDW	781370491291	912401262211	Recessed Housing, AC Only, White LEDs,	91	IL
RGLOLEDXW	912401262210	781370491246	Recessed Ceiling Housing, NiCad battery, White LEDs	1/40	IL
SGLOLEDXWW	912401262207	781370491215	Surface Housing, White, NiCad battery, White LEDs	1/40	IL
SGLOLEDWW	781370491246	912401262209	Surface Housing, AC Only, White LEDs, white housing	120	IL



Value+ LED Exit Signs

Basic exit that offers a low profile design, giving it stylish appeal suitable for any general purpose application.



Why choose Value+ Family?

- Thermoplastic (off white) ABS housing
- Low profile, snap together quick mount design
- Universal wall/ceiling/end mounting
- UL damp location listed
- Pop out chevron directional indicators are easily removed when required
- Extra stencil faceplate for double face sign applications
- 6V maintenance free nickel cadmium battery

Value+ LED Exit Signs

Catalog Number	UPC Code	Model Number	Product Description	C/P Qty	Distribution Center
Value+ Exit Signs					
VEGW	782343263020	912400348806	Universal Mount, Green Letters, White Thermoplastic Housing, AC Only	12/144	CA
VEGWEM	782343263044	912400348808	Universal Mount, Green Letters, White Thermoplastic Housing, Nicad battery	12/288	CA, PA
VERW	782343263006	912400348805	Universal Mount, Red Letters, White Thermoplastic Housing, AC Only	12/384	CA,
VERWEM	782343263037	912400348807	Universal Mount, Red Letters, White Thermoplastic Housing, Nicad battery	12/288	CA, PA, IL, GA*

* Will Call (pickup only)

Value+ LED Emergency Units

General purpose emergency product that features a low profile design giving it a stylish appeal suitable for any general purpose application.



Why choose Value+ Family?

- Wall, ceiling and surface mounting provisions
- Long life LED lamps
- 3.6V maintenance free nickel cadmium battery
- UL damp location listed



Value+ LED Emergency Units

Cat. No.	UPC Code	Model Number	Product Description	C/P Qty	Distr. Ctr.
Value+ Exit/Emergency Combo Unit					
VLLCR	784197043865	912401289503	3.6V and (2) 1 watt LED lamps, no remote capability, Red letters, white housing	12/324	CA, PA, IL
VLLCR2R	784197043872	912401289504	3.6V and (2) 1 watt LED lamps, remote head capability, Red letters, white housing	12/324	CA, PA, IL
VLLCG2R	784197043902	912401289507	3.6V and (2) 1 watt LED lamps, remote head capability, Green letters, white housing	12/324	CA, GA
VLTCR3R	784197302368	912401461342	3.6V and (2) 1 watt LED lamps, remote head capability (2-1W or 1-2W lamp heads), Red letters, white housing	4/4	CA, PA
VLTCG3R	912401461340	784197302337	3.6V and (2) 1 watt LED lamps, remote head capability (2-1W or 1-2W lamp heads), Green letters, white housing	4/72	CA, PA
VLLCG	912401289506	784197043896	3.6V and (2) 1 watt LED lamps, no remote capability, Green letters, white housing	12/324	CA, PA
Value+ Emergency Unit					
VLLU	784197038342	912401289498	Round, 3.6V and (2) 1 watt LED lamps, no remote capability, white housing	12/96	CA, PA, IL, GA*
VLLU2	784197043858	912401289502	Round, 3.6V and (2) 2 watt LED lamps, no remote capability, white housing	12/96	CA, PA
VLLUR	784197043834	912401289499	Round, 3.6V and (2) 1 watt LED lamps, remote head capability, white housing	12/96	PA
VLTU	784197302290	912401461338	Square, 3.6V and (2) 1 watt LED lamps, no remote capability, white housing	6/6	CA, PA
VLTUR	784197302306	912401461339	Square, 3.6V and (2) 1 watt LED lamps, remote head capability (201W or 1-2W heads), white housing	6/6	CA, GA*
Value+ Emergency Unit Remote Lamp Heads					
VLL1R	784197043926	912401289509	Single round indoor remote head, 3.6V and (1) 1 watt LED lamp, off-white housing	24/960	GA
VLL2R	784197043933	912401289510	Double round indoor remote head, 3.6V and (2) 1 watt LED lamp, off-white housing	24/960	CA, GA*
VLT1R	784197302344	912401461341	Single square indoor remote head, 3.6V and (1) 1 watt LED lamp, off-white housing	12/12	Factory
VLT2R	784197302276	912401461410	Double square indoor remote head, 3.6V and (2) 1 watt LED lamp, off-white housing	6/6	CA
VLL1RGO	190096191451	912401592119	Single square outdoor remote head, 3.6V, 6V, 9.6V, or 12V and (1) 1 watt LED lamp, gray housing	12/360	CA
VLL2RGO	190096191468	912401592120	Single square outdoor remote head, 3.6V, 6V, 9.6V, or 12V and (2) 1 watt LED lamp, gray housing	6/150	CA, PA, IL

* Will Call (pickup only)



CCSE Series

Chicago Code Steel Exit and Emergency



Why choose CCSE Series?

- Housings constructed of 20ga. steel
- Interchangeable glass panels
- Lithium-iron phosphate (LiFePO4) battery
- Remote capability
- Unique rotatable lamp heads for ceiling mounting (CSEC exit unit combo)
- Chicago code compliant

CCSE Series (Chicago Steel Exit and Unit Equipment)

Cat. No.	UPC Code	Model Number	Product Description	C/P Qty	Distr. Ctr.
CCSE Series					
CSE1RWW	912401592270	190096192281	Chicago code steel exit, AC only, single face (double face when ordered with additional panels) no arrow, red letters white background, white housing	108	IL
CSEE1RWW	912401592271	190096192298	Chicago code steel exit, battery, single face (double face when ordered with additional panels) no arrow, red letters white background, white housing	108	IL
CSEC1RWW	912401592272	190096192304	Chicago code steel exit combo, single face (double face when ordered with additional panels) no arrow, red letters white background, white housing	72	IL
CSUL8LW	912401592281	190096192397	Chicago code steel emergency unit, 800 lumens, white housing	144	IL
CSUL12LW	912401592282	190096192403	Chicago code steel emergency unit, 1200 lumens, white housing	144	IL
CSUL1RW	912401592283	190096192410	Indoor remote LED single lamp head, 1.5W	288	IL
CSUL2RW	912401592284	190096192427	Indoor remote LED dual lamp head, 3W	288	IL
Glass Panels					
PCSEDA	912401592273	190096192311	Glass panel, exit right/left arrow	810	IL
PCSELA	912401592274	190096192328	Glass panel, exit left arrow	810	IL
PCSENA	912401592275	190096192335	Glass panel, exit no arrow	810	IL
PCSERA	912401592276	190096192342	Glass panel, exit right arrow	810	IL
PCSESDA	912401592277	190096192359	Glass panel, stair right/left arrow	810	IL
PCSESLA	912401592278	190096192366	Glass panel, stair left arrow	810	IL
PCSESNA	912401592279	190096192373	Glass panel, stair no arrow	810	IL
PCSESRA	912401592280	190096192380	Glass panel, stair right arrow	810	IL
Emergency Unit Remote Lamp Heads					
VLL1RGO	190096191451	912401592119	Single square outdoor remote head, 3.6V, 6V, 9.6V, or 12V and (1) 1 watt LED lamp, gray housing	12/360	CA
VLL2RGO	190096191468	912401592120	Single square outdoor remote head, 3.6V, 6V, 9.6V, or 12V and (2) 1 watt LED lamp, gray housing	6/150	CA, PA, IL

Arc

Vandal resistant architectural emergency wall light with a built-in photosensor, field selectable CCT option and an operating temperature range of -30°C to 50°C.



Why choose Arc?

- Durable die cast with bronze powder coat finish
- CCT selectable 3000K, 4000K, 5000K
- IP65 rated
- Photosensor with enable/disable switch
- LiFePO4 battery
- Works under low ambient temperature without an additional heater
- LED indicator light alerts occupant on battery condition
- 1250lm@4000K in AC mode, 400lm@4000K in DC mode




Arc LED

Catalog Number	UPC Code	Model Number	Product Description	C/P Qty	Distr. Ctr.
Arc LED					
ARC-ACEM-BZ	912401592713	190096193295	Architectural emergency unit wall light, AC/EM with photosensor, Dark Bronze Finish	6/252	PA



Patron

Low profile architectural emergency wall unit offers many options for indoor or outdoor lighting applications for illuminating an interior or exterior path of egress.



Why choose Patron?

- Marine grade die cast aluminum housing
- UV stable polycarbonate lens and neoprene gasket
- Choice of white or dark bronze
- Low profile is less obtrusive than traditional, making it more aesthetically appealing
- Designed for protection against moisture and rain
- Available in numerous finishes that are complimentary to many different spaces

Patron LED

Catalog Number	UPC Code	Model Number	Product Description	C/P Qty	Distr. Ctr.
Arc LED					
PLACEMBZ	912400351489	782343573235	Architectural emergency unit wall light, AC/EM, Dark Bronze Finish	2/54	CA
PLEMW	912400351488	782343573228	Architectural emergency unit wall light, EM only, White Finish	2/54	CA
PLEMBZ	912401025123	-	Architectural emergency unit wall light, EM only, Dark Bronze Finish	2/54	CA

CWE Series

Wet location exit sign, featuring a polycarbonate housing, waterproof design and can be wall, ceiling or end mounted.



Why choose CWE Series?

- 5VA flame resistance UV stabilized polycarbonate construction
- LED indicator light alerts occupant on battery condition
- Optional tamper-proof screws
- Universal single/double faceplates
- Available in Red or Green text



CWE Series

Catalog Number	UPC Code	Model Number	Product Description	C/P Qty	Distr. Ctr.
Arc LED					
CWE-N-RW-U-1	912401592714	190096193301	Wet Location Exit, NiCad Battery, Red Letters, Single/Double Faceplate White Finish	6/120	PA
CWE-N-GW-U-1	912401592715	190096193318	Wet Location Exit, NiCad Battery, Green Letters, Single/Double Faceplate White Finish	6/120	PA
CWE-A-RW-U-1	912401592716	190096193325	Wet Location Exit, AC Only, Red Letters, Single/Double Faceplate White Finish	6/120	PA
CWE-A-GW-U-1	912401592717	190096193332	Wet Location Exit, AC Only, Green Letters, Single/Double Faceplate White Finish	6/120	PA
CWE-N-RB-U-1	912401592718	190096193349	Wet Location Exit, NiCad Battery, Red Letters, Single/Double Faceplate Black Finish	6/120	PA
CWE-N-GB-U-1	912401592719	190096193356	Wet Location Exit, NiCad Battery, Green Letters, Single/Double Faceplate Black Finish	6/120	PA
CWE-A-RB-U-1	912401592720	190096193363	Wet Location Exit, AC Only, Red Letters, Single/Double Faceplate Black Finish	6/120	PA
CWE-A-GB-U-1	912401592721	190096193370	Wet Location Exit, AC Only, Green Letters, Single/Double Faceplate Black Finish	6/120	PA
T20TPTOOL	912401592818	190096194346	Tamper-proof screws and screwdriver kit for CWE Series	-	PA



55 Series

Specification grade die-cast aluminum exit signs offer low profiles with even illumination of letter and greater aesthetic appeal.



Why choose 55 Series?

- Low profile sign is less obtrusive than the traditional sign, making it more aesthetically appealing
- Excellent uniform letter illumination
- Available in numerous finishes, complimentary to many spaces
- UL listed for damp location
- Available in matte black housing with brushed aluminum face, black, or white with a powder coat paint finish
- All signs provided with shallow canopy for ceiling and end installations

55 Series

Catalog Number	UPC Code	Model Number	Product Description	C/P Qty	Distr. Ctr.
Arc LED					
ER55LD3G	912401591675	190096182138	Emergency LED with Self-Diagnostic/Self-Test, Single/Double Face, Matte Black Housing with Brushed Aluminum Face, Green Letters	6/180	CA, PA
55L3G	912401025209	782343842546	AC Only LED, Single/Double Face, Matte Black Housing with Brushed Aluminum Face, Green Letters	6/180	CA, PA
ER55LD3WR	912401591677	190096182152	Emergency LED with Self-Diagnostic/Self-Test, Single/Double Face, White Housing, Red Letters	6/180	CA, PA
ER55L3WR	912401591674	190096182121	Emergency LED, Single/Double Face, White Housing, Green Letters	6/180	CA, PA
55L3WG	912401025274	781370104092	AC Only LED, Single/Double Face, White Housing, Green Letters	6/180	CA, PA
ER55L3G	912401591671	190096182091	Emergency LED, Single/Double Face, Matte Black Housing with Brushed Aluminum Face, Green Letters	6/180	CA, PA
ER55L3WG	912401591673	190096182114	Emergency LED, Single/Double Face, White Housing, Green Letters	6/180	CA, PA
55L3R	912401025273	781370104085	AC Only LED, Single/Double Face, Matte Black Housing with Brushed Aluminum Face, Red Letters	6/120	CA, PA
ER55LD3R	912401591676	190096182145	Emergency LED with Self-Diagnostic/Self-Test, Single/Double Face, Matte Black Housing with Brushed Aluminum Face, Red Letters	6/180	CA, PA
55L3WR	912400349641	782343390580	AC Only LED, Single/Double Face, White Housing, Red Letters	6/240	CA, PA
ER55L3R	912401591672	190096182107	Emergency LED, Single/Double Face, Matte Black Housing with Brushed Aluminum Face, Red Letters	6/180	CA, PA


44R Series

Low profile and contemporary design with a smaller compact size. This universal exit sign can be surface mounted (ceiling, wall, end) or recessed mounted (ceiling, wall) all with one specified catalog number.



Why choose 44R Series?

- Low profile sign is less obtrusive than the traditional sign, making it more aesthetically appealing
- Aesthetically appealing and designed for architectural excellence
- Multiple mounting options means flexibility for different needs
- Ceiling, wall, and end surface mounting
- Recessed Ceiling and wall mounting
- Self-diagnostic/self-test




44R Series

Catalog Number	UPC Code	Model Number	Product Description	C/P Qty	Distr. Ctr.
44R Series / AC Only					
44RL2R	912400343439	734340234121	Surface Mounting, AC Only, Double Face, Satin Aluminum Finish with Black Canopy/End caps, Red Letters, Mirror Background	6/162	CA
44RLU1G	912400343457	734340234510	Universal Mounting, AC Only, Single Face, Satin Aluminum Finish with Black Canopy/End Caps, Green Letters, Clear Background	3/54	CA, PA
ER44RLDU2G	912400343450	734340234411	Universal Mounting, NiCad Battery, Double Face, Satin Aluminum Finish with Black Canopy/End Caps, Green Letters, Mirror Background	6/36	CA, PA
44RLU2G	912400343458	734340234527	Universal Mounting, AC Only, Double Face, Satin Aluminum Finish with Black Canopy/End Caps, Green Letters, Mirror Background	3/72	CA, PA
44RLU1GM	912400347486	782343026403	Universal Mounting, AC Only, Single Face, Satin Aluminum Finish with Black Canopy/End Caps, Green Letters, Mirror Background	3/3	CA, PA
44RL1R	912400343438	734340234114	Surface Mounting, AC Only, Single Face, Satin Aluminum Finish with Black Canopy/End caps, Red Letters, Clear Background	6/270	CA, PA
44RLU2R	912400343456	734340234503	Universal Mounting, AC Only, Double Face, Satin Aluminum Finish with Black Canopy/End Caps, Red Letters, Mirror Background	3/54	CA, PA
44R Series / NiCad Battery					
ER44RLDU1R	912400343447	734340234367	Universal Mounting, NiCad Battery, Single Face, Satin Aluminum Finish with Black Canopy/End Caps, Red Letters, Clear Background	3/54	CA, PA
ER44RLDU2WR	912400343452	734340234459	Universal Mounting, NiCad Battery, Double Face, White Finish, Red Letters, Mirror Background	6/108	CA, PA
ER44RLDU2R	912400343448	734340234374	Universal Mounting, NiCad Battery, Double Face, Satin Aluminum Finish with Black Canopy/End Caps, Red Letters, Mirror Background	3/54	CA, PA
ER44RLDU1WG	912400343453	734340234466	Universal Mounting, NiCad Battery, Single Face, White Finish, Green Letters, Clear Background	6/90	CA



44R Series

Low profile and contemporary design with a smaller compact size. This universal exit sign can be surface mounted (ceiling, wall, end) or recessed mounted (ceiling, wall) all with one specified catalog number.



Why choose 44R Series?

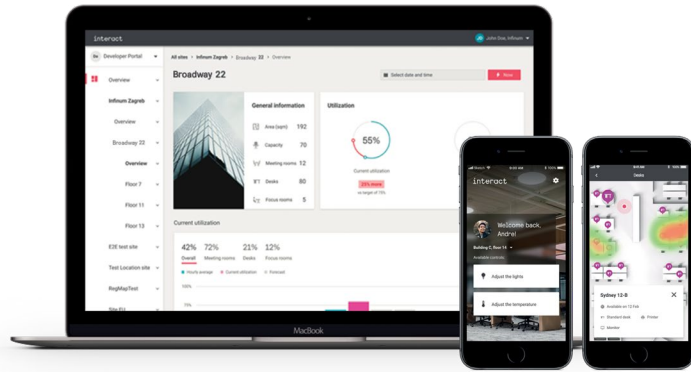
- Low profile sign is less obtrusive than the traditional sign, making it more aesthetically appealing
- Aesthetically appealing and designed for architectural excellence
- Multiple mounting options means flexibility for different needs
- Ceiling, wall, and end surface mounting
- Recessed Ceiling and wall mounting
- Self-diagnostic/self-test

44R Series

Catalog Number	UPC Code	Model Number	Product Description	C/P Qty	Distr. Ctr.
44R Series / AC Only					
44RLU1R	912400343455	734340234497	Universal Mounting, AC Only, Single Face, Satin Aluminum Finish with Black Canopy/End Caps, Red Letters, Clear Background	3/90	CA
44RLU2WR	912400343460	734340234558	Universal Mounting, AC Only, Double Face, White Finish, Red Letters, Mirror Background	3/54	CA, PA
44RLU1WR	912400343459	734340234534	Universal Mounting, AC Only, Single Face, White Finish, Red Letters, Clear Background	3/54	CA, PA
44R Series / NiCad Battery					
ER44RLDU1WR	912400343451	734340234442	Universal Mounting, NiCad Battery, Single Face, White Finish, Red Letters, Clear Background	6/72	CA
ER44RLDU1RM	912400347485	782343026397	Universal Mounting, NiCad Battery, Single Face, Satin Aluminum Finish with Black Canopy/End Caps, Red Letters, Mirror Background	6/90	CA, PA
ER44RL1R	912400344611	734340453713	Surface Mounting, NiCad Battery, Single Face, Satin Aluminum Finish with Black Canopy/End Caps, Red Letters, Clear Background	6/216	CA, PA
ER44RLDU1G	912400343449	734340234404	Universal Mounting, NiCad Battery, Single Face, Satin Aluminum Finish with Black Canopy/End Caps, Green Letters, Clear Background	3/48	CA, PA
ER44RLDU2WG	912400343454	734340234473	Universal Mounting, NiCad Battery, Double Face, White Finish, Green Letters, Mirror Background	6/24	CA
44R Series / NYC Only					
ER44RLDU2RNYC	912400351438	782343568262	Universal Mounting, NiCad Battery, Double Face, Satin Aluminum Finish with Black Canopy/End Caps, Red Letters, Mirror Background, NYC Approved	2/48	PA
44RLU1RNYC	912400351435	784197684341	Universal Mounting, AC Only, Single Face, Satin Aluminum Finish with Black Canopy/End Caps, Red Letters, Clear Background, NYC Approved	2/36	PA
ER44RLDU1RNYC	912400351437	782343568255	Universal Mounting, NiCad Battery, Single Face, Satin Aluminum Finish with Black Canopy/End Caps, Red Letters, Clear Background, NYC Approved	2/48	PA

Interact

Lights. Insights. Action.



Why choose Signify Interact?

- Get access to energy reporting and diagnostics by simply adding a gateway
- Implement demand response control strategy
- Get access to scheduling capabilities and qualify for more rebates



Connected Lighting Controls

Catalog Number	UPC Code	Model Number	Product Description	Compliance	C/P Qty	Distr. Ctr.
Interact						
SWS201	46677588984	913701068413	Wireless scene switch - Zigbee Green Power switch and scene selector Dim 4B (NA)	—	—	PA
SBAZ10-CS	—	912401050728	System bridge accessory - 120/277V, 0-10V Dim, Connectable Sensor	—	1/96	PA
ER100/00	46677563561	913701057513	ER100/00 Emergency Relay UL924 IA	—	96/2880	PA
LCN1840/05	46677476335	913701037713	Wireless Gateway NA (20 per box)	—	2/800	PA
IRT9015	8718696827598	913700396703	Retrofit commissioning device	—	1/1040	PA
RFSR20	46677584559	913701066813	Interact Ready RF switch relay	—	10/270	PA
UID8465/50	—	912401592572	UID8465/50 ZGP 4B Scene Sel Engraved	—	96/2880	PA
Indoor Connected Network Controls						
LRS2220/00	—	912400474182	Single Wall SW Sensor - Multi-Tech, White	—	2/800	PA
LRM2250/00	—	912400474166	PIR - Ceiling Mnt Sensor, Low voltage, 1	—	10/270	PA
LRM2255/00	—	912400474167	Multi-tech-Ceiling Mounted Sensor, Low volt	—	2/800	PA
LCA2285/00	—	912400473978	Occuswitch PowerPack - 120-230-277 volt	—	1/1040	PA

Signify Dynalite

Comprehensive portfolio
for your varied lighting
business needs



Why choose Signify Dynalite?


- Up to 85% energy savings with a distributed networked controls
- True hybrid system allowing for 0-10V, Phase cut, PWM, DALI, DMX, switching all dimming options from one system
- Achieve any highly configurable combination of outcomes customized to exact needs of each living space
- Get pre-configured room automation
- Operate as standalone or network your entire building for central management
- DLC and code compliant (ASHRAE 90.1, T24 and IECC building codes)

Signify Dynalite

Catalog Number	UPC Code	Model Number	Product Description	Compliance	C/P Qty	Distr. Ctr.
Signify Dynalite						
PDEG	—	913703013809	Dynalite Ethernet Gateway	—	—	MT
DACM-DyNet	—	913703072809	DACM-DyNet	—	—	MT
DDBC1200	—	913703333909	12 x Channel driver control controller (1-10, DSI or DALI)	—	—	MT
DDRC1220FR-GL	—	913703243009	12 x Channel relay controller 20A	—	—	MT
DDC116-UL	—	913703376709	Dynalite Single Zone Controller	—	—	MT
DACM-SSA	—	913703668809	DACM-DyNet-SSA	—	—	MT
DUS804CS-UP-SSA-O	—	913703662809	Pre-programmed DUS804CS-UP Occupancy for Single System Architecture	—	—	MT
DUS804CS-UP-SSA-V	—	913703662909	Pre-programmed DUS804CS-UP Vacancy for Single System Architecture	—	—	MT

For more information go to: <https://www.genlyte.com/en-us/brands/signify-dynalite>

Outdoor luminaires



Outdoor luminaires



LED Bollard



Garage & Canopy
LED dual select



SlimFlood
LED dual select



RoughLyte




Dusk to Dawn



Wall Pack
LED dual select



Adj. Slim Wall Pack
LED dual select



Residential Wall Pack
LED select




Security Light
LED select



LytePro Wall Sconce



LytePro Area



Path Lighting,
Low Voltage



Accent Lighting,
LED Low Voltage



Accent Lighting,
Line Voltage



Inground Lighting,
LED Low Voltage



LED Bollard

The path ahead looks clear and bright



Why choose LED Bollard?

- Clean lines for a timeless, modern look
- Rugged, aluminum construction and high quality finish
- Simple installation
- Silicone gaskets protect internals from harsh elements
- 50,000 hour rated life (L70)

LED Bollard LED

Catalog Number	UPC Code	Model Number	Product Description	Compliance	Case/Pallet Qty	Distribution Center
LED Bollard						
BL25-NW-G1-5-8-BZ	783352025388	912401476167	Bollard, 25W, Type 5	DLC Standard	1/1	PA

Garage & Canopy


Compact and efficient, **built to last**

Slim and durable with a lightweight design, this luminaire provides you with a visually appealing lighting experience.



Why choose Garage & Canopy?

- Field selectable wattage and color temperature
- Cost-effective and efficient lighting for parking garages, covered walkways and canopies
- Slim and compact design
- Durable, weather-tight IP65 rated construction with a rugged, UV stabilized, frosted lens
- Easy to install with the integral quick-mount plate, or pendant mount with 3/4" rigid conduit



Garage & Canopy LED dual select

Catalog Number	UPC Code	Model Number	Product Description	Compliance	C/P Qty	Distr. Ctr.
Garage & Canopy dual select - Round, Bronze Finish						
GCR60-SCT-G1-SM-5-10-BZ	190096181957	912401591779	Selectable Wattage & CCT 28-40-60W / 3000K-4000K-5000K	DLC Premium	Mar-00	CA, PA
GCR90-SCT-G1-SM-5-10-BZ	190096181964	912401591780	Selectable Wattage & CCT 28-40-60W / 3000K-4000K-5000K	DLC Premium	90	CA, PA
Garage & Canopy dual select - Square, Bronze Finish						
GC90-SCT-G2-SM-5-10-BZ	190096131327	911401872281	Selectable Wattage & CCT 70-80-90W / 3000K-4000K-5000K	DLC Standard	5/60	CA, PA, IL
GC60-SCT-G2-SM-5-10-BZ	190096131310	911401872181	Selectable Wattage & CCT 28-40-60W / 3000K-4000K-5000K	DLC Standard	5/90	CA, PA, IL
Garage & Canopy Accessories						
GC60/90-MH10	190096131556	911401828182	MH10 hand-held wireless remote	-	50/1500	PA



All sizes arrive fully assembled and ready to install

SlimFlood

Fade-resistant, textured bronze finish with tempered glass lens that is heat and impact resistant



Why choose SlimFlood?

- Complete family of LED floodlights ideal for illuminating signs, building facades or other dark areas
- Can be mounted on the ground, wall or pole mounted. dual mounting included in carton
- Field selectable CCT of 3000–5000K
- Field selectable wattages 10–300W with 7 housing sizes & 4 mountings
- Field Selectable Optics
- Photo Cell included 35–150W, Photo Cell option 205 & 300W
- IP65 rated, 5-year limited warranty¹

SlimFlood LED Selectable

Catalog Number	UPC Code	Model No.	Product Description	Compliance	C/P Qty	Distr. Ctr.
SlimFlood Selectable – Bronze Finish						
SF150-SCT-G3-10-PCB-BZ	190096197446	911401860087	150W Slim Flood 120-347v CCT and Power Switchable- Angle – Adjustable – Knuckle & Yoke-Photocell	DLC Premium	1/60	CA, PA
SF20-SCT-G3-10-PCB-BZ	190096197408	911401859687	20W Slim Flood 120-347v CCT and Power Switchable- Angle – Adjustable – Knuckle & Yoke-Photocell	DLC Premium	1/90	CA, PA
SF250-SCT-G3-10-PCB-BZ	190096197453	911401860187	250W Slim Flood 120-347v CCT and Power Switchable- Angle – Adjustable – Knuckle & Yoke-Photocell	DLC Premium	1/40	CA, PA
SF300-SCT-G3-10-PCB-BZ	190096197460	911401860287	300W Slim Flood 120-347v CCT and Power Switchable- Angle – Adjustable – Knuckle & Yoke-Photocell	DLC Premium	1/40	CA, PA
SF35-SCT-G3-10-PCB-BZ	190096197415	911401859787	30W Slim Flood 120-347v CCT and Power Switchable- Angle – Adjustable – Knuckle & Yoke-Photocell	DLC Premium	1/180	CA, PA
SF60-SCT-G3-10-PCB-BZ	190096197422	911401859887	60W Slim Flood 120-347v CCT and Power Switchable- Angle – Adjustable – Knuckle & Yoke-Photocell	DLC Premium	1/300	CA, PA
SF80-SCT-G3-10-PCB-BZ	190096197439	911401859987	80W Slim Flood 120-347v CCT and Power Switchable- Angle – Adjustable – Knuckle & Yoke-Photocell	DLC Premium	1/24	CA, PA
SlimFlood dual select – Accessories						
SFWG-20	190096197477	911401860387	Wire Guard 20W			PA
SFWG-35	190096197484	911401860487	Wire Guard 35W			PA
SFWG-60	190096197491	911401860587	Wire Guard 60W			PA
SFWG-80	190096197521	911401872587	Wire Guard 80W			PA
SFWG-150	190096197507	911401860687	Wire Guard 150W			PA
SFWG-250-300	190096197514	911401860787	Wire Guard 250-300W			PA

1. See www.signify.com/warranties for details.



RoughLyte

Small but mighty

End your search for durable lighting that will really last – a mighty little light with long lasting shine.

VWXL14-NW-G1-8



VCXL14-NW-G1-8



Why choose RoughLyte?

- Wall or ceiling mounting available
- Provides 83% energy savings over 100W incandescent¹
- Heat and shock resistant glass globe with cast aluminum guard
- Long life reduces maintenance
- Provides up to 1,390 lumens
- 5-year limited warranty²



RoughLyte

Catalog Number	UPC Code	Model Number	Product Description	Compliance	Case/Pallet Qty	Distribution Center
RoughLyte – Shot blasted Aluminum finish						
VCXL14-NW-G1-8	783352024770	912401472395	Ceiling Mount, 14W, 80CRI, 4000K, 120-277V	DLC Standard	1/54	PA
VWXL14-NW-G1-8	783352024787	912401472396	Wall Mount, 14W, 80CRI, 4000K, 120-277V	DLC Standard	1/60	CA, PA

1. Based on comparison between 100W INC @1710lm and VCXL14 NW-G1 @ 1390lm.

2. See www.signify.com/warranties for details.



Dusk to Dawn

**Brighten spaces evenly,
without glare**

A great performing LED light for general purpose areas that fits your budget.



Why choose Dusk to Dawn?

- Excellent choice for general areas, where lighting can enhance security
- Provides up to 70% energy savings over HID*
- Refracted lens design spreads light evenly and significantly reduces glare
- Direct mount or arm mount
- Sturdy, fade and abrasion resistant, built of a one-piece die-cast aluminum housing

Dusk to Dawn (Gen 3)

Catalog Number	UPC Code	Model Number	Product Description	Compliance	Case/Pallet Qty	Distr. Ctr.
Dusk to Dawn - Light Grey Finish						
DTD40-NW-G3-AR-5-TLRPC-1-GY3S	783352025050	912401473420	40W, 80CRI, 4000K, Twist-lock receptacle w/Photocell	—	4/48	PA
Dusk to Dawn Accessories - Light Grey Finish						
DTDARMGY3S	783352024145	912401050002	Mounting Arm for Dust to Dawn	—	10/200	PA

1. DTDLED rated 40 input watts is 70% less versus metal halide systems rated 129 input watts.

Wall Pack LED dual select

Classic design meets LED technology

The new Wall Pack dual select helps you upgrade from costly HID fixtures with confidence.



Why choose Wall Pack?

- An easy switch from costly HID fixture
- Field selectable wattage and color temperature
- Flexible options, built-in photocell, and field enable or disable
- Glass refractor lens design cuts down on glare



Wall Pack LED dual select


Catalog Number	UPC Code	Model Number	Product Description	Compliance	C/P Qty	Distribution Center
Wall Pack dual select - Bronze Finish						
WP100-SCT-G2-10-BZ	190096131341	911401872481	Selectable Wattage & CCT, 80-100W / 30K-40K-50K, Bronze	DLC Premium	24-Feb	CA, PA, IL, GA*
WP60-SCT-G2-10-BZ	190096131334	911401872381	Selectable Wattage & CCT, 28-40-60W / 30K-40K-50K, Bronze	DLC Premium	44981	CA, PA, IL, GA*
WP100-SCT-G2-10-WH	190096196814	911401871085	Selectable Wattage & CCT, 80-100W / 30K-40K-50K, White	DLC Premium	2/24	PA
WP60-SCT-G2-10-WH	190096196807	911401870985	Selectable Wattage & CCT, 28-40-60W / 30K-40K-50K, White	DLC Premium	2/24	PA



Adj. Slim Wall Pack LED dual select

Slim, low profile LED design

Features a discreet design that will complement any building exterior. Two sizes are available, with three wattage and three CCT selectable options each.



Why choose Adjustable Slim Wall Pack?

- Wall, surface, low level mounting
- Die-cast aluminum, hinged
- Simplified solution – dual select
- 2 housing sizes (25W & 75W)
 - 25W (15/20/25W & 1800/2400/3000 lms)
 - 75W (45/60/75W & 5400/7200/9000 lms)
- CCT Selectable (3K/4K/5K) & 120-277V
- IP65 / IK07 Rated / DLC 5.1
- Button Photocontrol w/0-90° tilt option

Adjustable Slim Wall Pack LED dual select

Catalog Number	UPC Code	Model Number	Product Description	Compliance	Case/Pallet Qty	Distribution Center
Adjustable Slim Wall Pack						
ASW25-SCT-G1-8-PCB-BW	190096182039	912401591885	Adj Slim WP DS 15-25W/30-40-50K/UNV/PCB	–	4/144	CA, PA
ASW75-SCT-G1-8-PCB-BW	190096182046	912401591886	Adj Slim WP DS 45-75W/30-40-50K/UNV/PCB	–	4/120	CA, PA

Residential Wall Pack LED select

Boasts a discreet design that seamlessly complements any building exterior

One SKU provides three wattage options and three CCT selectable choices.



Why choose Residential Wall Pack?

- Low-profile design to complement and blend in with surroundings
- Provides energy saving replacement for incandescent, compact fluorescent and HID lamp sources
- Easily mounts to a variety of junction box types or fastens directly to wall for seamless retrofitting
- Outstanding long life provides maintenance savings



Residential Wall Pack

Catalog Number	UPC Code	Model Number	Product Description	Compliance	Case/Pallet Qty	Distribution Center
Residential Wall Pack - Bronze Finish						
RWP30-SCT-G1-10-BZ	190096197224	911401822487	Residential Wall Pack 30W/30-40-50K BZ	DLC Standard	1/60	PA



Security Light LED select

Motion activated
LED security light

Enhance your safety, light when there is need.



Why choose Security Light?

- Color selectable (30K, 40K, 50K)
- Die-cast aluminum housing with adjustable twin heads
- Motion and photocell control, light up when needed
- IP65 rated, suitable for outdoor application

Security Light LED select

Catalog Number	UPC Code	Model Number	Product Description	Compliance	C/P Qty	Distribution Center
Security Light - Black Finish						
SL20-SCT-G1-8-WH	190096196791	911401870885	20W, 2000lm, 3000K-4000K-5000K CCT Selectable, 120-277V, White	DLC Standard	8/144	PA
SL20-SCT-G1-8-BK	190096131303	911401872081	20W, 2000lm, 3000K-4000K-5000K CCT Selectable, 120-277V, Black	DLC Standard	8/144	CA, PA, IL, GA*



LytePro Wall Sconce

Designed for projects, **built for stock**

A powerful and precise combination with outstanding energy savings and excellent photometric performance.



Why choose LytePro Wall?

- Low-profile design to complement and blend in with surroundings
- Provides energy saving replacement for INC, CFL and HID sources up to 320W
- Optical distributions offer full cutoff performance and an excellent uniformity for precise wall and area illumination
- Easily mounts to a variety of J-box types or fastens directly to wall for seamless retrofitting
- Outstanding value in a compact, architectural design with a long life providing maintenance savings



LytePro Wall Sconce

Catalog Number	UPC Code	Model Number	Product Description	Compliance	Case/Pallet Qty	Distribution Center
LytePro Wall Sconce						
LPW16-G3-8-BZ	622252813872	912401477098	LPW16, 30W, 4000K, Type 3, 120-277V, Bronze textured paint	DLC Standard	1/84	PA
LPW16-G3-8-DGY	622252813865	912401477097	LPW16, 30W, 4000K, Type 3, 120-277V, Dark gray textured paint	DLC Standard	1/84	PA
LPW32-G3-8-BZ	622252813896	912401477101	LPW32, 70W, 4000K, Type 3, 120-277V, Bronze textured paint	DLC Standard	1/63	PA
LPW32-G3-8-DGY	622252813889	912401477099	LPW32, 70W, 4000K, Type 3, 120-277V, Dark gray textured paint	DLC Standard	1/63	PA
LPW7-G3-8-BZ	622252813858	912401477096	LPW7, 10W, 4000K, Type 2, 120-277V, Bronze textured paint	DLC Standard	1/450	PA
LPW7-G3-8-DGY	622252813841	912401477095	LPW7, 10W, 4000K, Type 2, 120-277V, Dark gray textured paint	DLC Standard	1/450	PA



LytePro Area

General purpose arm mount

LytePro Area (LPA) pole-mounted LED luminaire is a value-engineered solution with the perfect combination of affordability, quality, and performance.



Why choose LytePro Area?

- Mounting to Round or Square Pole without need for accessories
- Large bolt spacing range for easy retrofit application
- Lumen output range from 2,500 to 29,000 with efficacies up to 185 LPW
- Button or twist-lock photocell, motion response, and field adjustable wattage
- IES Distribution Types 2, 3, 4, & 5
- 3000k, 4000k, and 5000K CCTs
- All models are DLC qualified
- 5 year limited warranty

LytePro Area

Catalog Number	UPC Code	Model No.	Product Description	Compliance	C/P Qty	Distr. Ctr.
LytePro Area – Bronze Finish						
LPA-A06-740-T3-UNV-FAWS-TRPC-BZ	190096192953	912300004181	12,000lm, 70CRI, 4000K, Type 3, 120-277V, Selectable Wattage, 7-pin with 0-10v short cap	DLC Standard	1/24	PA
LPA-A06-740-T4-UNV-FAWS-TRPC-BZ	190096192960	912300004183	12,000lm, 70CRI, 4000K, Type 4, 120-277V, Selectable Wattage, 7-pin with 0-10v short cap	DLC Standard	1/24	PA
LPA-A11-740-T3-UNV-FAWS-TRPC-BZ	190096192977	912300004185	29,000lm, 70CRI, 4000K, Type 3, 120-277V, Selectable Wattage, 7-pin with 0-10v short cap	DLC Standard	1/24	PA
LPA-A11-740-T4-UNV-FAWS-TRPC-BZ	190096192984	912300004187	29,000lm, 70CRI, 4000K, Type 4, 120-277V, Selectable Wattage, 7-pin with 0-10v short cap	DLC Standard	1/24	PA



Path Lighting Low Voltage

Creates symmetrical patterns of light for illuminating walkways, steps, and other elevations. Use to show navigation.



Why choose Low Voltage Path Lighting?

- 12 Volt
- Ships with S7 mounting stake for ease of installation
- Toolless relamping
- Die-cast aluminum or spun copper robust housing



Path Lighting, Low Voltage

Catalog No.	UPC Code	Model Number	Product Description	Compliance	Case/Pallet Qty	Distribution Center
Path Lighting, Low Voltage (conventional)						
CUL7S7	783352001955	912400121629	20W T3, Medium Path light w/ Straight Stem w/ Stake, 12V, Copper	—	1/60	PA



Simply adjust side knob with Phillips-head screwdriver for switchable light levels with easy-access integral switch for 4 preset light outputs: based on 3K, medium beam, 130, 280, 500, 670 lumens.

Accent Lighting Low Voltage

All-in-one landscape lighting.

Imagine the convenience and cost savings of having different light levels and a variety of beam patterns, all within a single luminaire.



Why choose Low Voltage LED Accent Lighting?

- Beam adjustable lens that zooms from narrow (15°) to medium (30°) beam, with easy removal via twist-off shroud
- Interchangeable flood (60°) lens included
- Adjustable knuckle arm for precise aiming to a range of 150°
- Vibration locking teeth secured by black SS screw

Accent Lighting, LED Low Voltage

Catalog No.	UPC Code	Model Number	Product Description	Compliance	Case/Pallet Qty	Distribution Center
Accent Lighting LED, Low Voltage						
BL9DW-HS7	783352020819	912401150002	12V, LED, Warm, Small Architectural Accent LED, FlexScape, Bronze	—	1/168	PA
Inground Lighting LED, Accessories						
TSS354-15	783352015006	912400128644	Power Supply, 300W	—	1/32	PA

Accent Lighting Line Voltage

Spot lighting focuses an intense beam of light on a particular subject to showcase focal points.



B9DW-H

Why choose Line Voltage Accent Lighting?

- For projects requiring a system designed to operate utilizing lamping options such as HID, LED or incandescents
- 120 Volts
- 1/2" NPS fitter
- Shrouding and light shielding options available
- Moon lighting simulates the light of a full moon filtering through the foliage of a tree



Accent Lighting, Line Voltage

Catalog Number	UPC Code	Model Number	Product Description	Compliance	Case/Pallet Qty	Distribution Ctr.
Accent Lighting, Line Voltage (conventional)						
BL5016-HS7	783352004260	912400118753	50W, MR16, Micro Bullet w/Stake, 12V, Bronze Finish	—	1/320	PA, CA,

Accent Lighting, LED Line Voltage

Catalog Number	UPC Code	Model Number	Product Description	Compliance	Case/Pallet Qty	Distribution Ctr.
Accent Lighting LED, Line Voltage						
B9DW-H	662057949987	912400537463	120V, LED, Warm, Large Architectural Accent LED, Bronze Finish	—	1/168	PA



Inground Lighting LED Low Voltage

Optimal LED performance and superior flexibility design

Creates visual interest for pathways, walls, columns and foliage.



Why choose LED Low Voltage Inground Lighting?

- Rugged housing installs into soil
- Competitively priced outdoor lighting offers performance and versatility
- 100% molded silicone gaskets
- Convenient onsite beam adjustability
- CCT: 3000K and 4000K
- CRI: 70
- Wattage: 12W (max)
- Voltage: 12V typical (10.5V-15V)
- 50,000 hour rated life (L70)

Inground Lighting, LED Low Voltage

Catalog Number	UPC Code	Model Number	Product Description	Compliance	Case/Pallet Qty	Distribution Center
Inground Lighting LED, Low Voltage						
IL9DW-A	783352021588	912401150005	Inground, Low Voltage	—	1/168	PA
Inground Lighting LED, Accessories						
TSS354-15	783352015006	912400128644	Power Supply, 300W	—	1/32	

Retrofit & LED lamps



Retrofit & LED lamps

	 <p>69</p>	 <p>70</p>	 <p>72</p>	 <p>73</p>	 <p>74</p>	 <p>76</p>
<p>MasterClass MainsFit T8 (Type B)</p>	<p>CorePro MainsFit T5 & T8 (Type B)</p>	<p>Contractor-grade InstantFit (Type A) Circline</p>	<p>CorePro FlexFit CCT Selectable T8 (Type A+B)</p>	<p>MasterClass InstantFit T5 (Type A/C)</p>	<p>CorePro InstantFit T8 (Type A/C)</p>	
 <p>78</p>	 <p>79</p>	 <p>81</p>	 <p>82</p>	 <p>84</p>	 <p>86</p>	 <p>87</p>
<p>CorePro DC-Fit T8 (Type C)</p>	<p>MasterConnect T8 (Type A, B)</p>	<p>UniversalFit T8</p>	<p>MasterClass Ultra-Efficient</p>	<p>CorePro PLED</p>	<p>MasterClass Corn Cob</p>	<p>MasterClass Corn Cob w/Selectable CCT</p>
 <p>88</p>	 <p>89</p>	 <p>90</p>	 <p>91</p>	 <p>92</p>	 <p>94</p>	 <p>96</p>
<p>CorePro Corn Cob</p>	<p>CorePro Glass</p>	<p>TrueForce High Bay</p>	<p>MasterClass TrueForce PAR</p>	<p>MasterClass ExpertColor PAR</p>	<p>CorePro PAR</p>	<p>MasterClass MR16</p>
 <p>97</p>	 <p>98</p>	 <p>99</p>	 <p>100</p>	 <p>101</p>	 <p>102</p>	 <p>104</p>
<p>CorePro GU10 & MR16</p>	<p>MasterClass AR11</p>	<p>CorePro Party A19 & PAR</p>	<p>CorePro A-Shape</p>	<p>MasterClass A-Shape</p>	<p>Contractor-grade CorPro A-Shape</p>	<p>Reflectors</p>
 <p>106</p>	 <p>107</p>	 <p>108</p>	 <p>110</p>	 <p>112</p>	 <p>113</p>	
<p>Decorative A15 & S14</p>	<p>MasterClass Designer</p>	<p>Globes G16.5 & G25</p>	<p>Candles B11/BA11 & F15</p>	<p>UFO</p>	<p>MasterClass Specialty</p>	



LED Tubes

MasterClass MainsFit T8 (Type B)



Patented design
prevents shock with
surge protection



Why choose MasterClass MainsFit T8 LED Tubes?

- Shatter-resistant lamps prevent breakage, not just contain the shattered glass
- Proven over 40% energy savings¹ over fluorescent systems
- Average life rating up to 70,000 hours²
- UL Type B ballast bypass double-ended
- Emergency capable with Philips PTB15D, Bodine ELI-S-20 or ELI-S-100 EM drivers
- Plastic tube construction

MasterClass MainsFit T8 (Type B) LED plastic tubes

Catalog Number	Model Number*	UPC Code	Product Description	Watts (W)	Base	CRI (min)	CCT (K)	Lifespan (hrs)	Lumens (lm)	Volts (V)	DLC ID	C/P Qty	Dist. Center
MasterClass (Plastic) MainsFit (Type B) - T8 4ft													
579441	929003525104	046677579449	10.5T8/MAS/48-835/MF15/P/DIM 25/1	10.5	G13	82	3500	70000	1550	120-277	S-573ND4	25/1575	PA
579458	929003525204	046677579456	10.5T8/MAS/48-840/MF16/P/DIM 25/1	10.5	G13	82	4000	70000	1600	120-277	S-QI8DGT	25/1575	CA, PA
579466	929003525304	046677579463	10.5T8/MAS/48-850/MF16/P/DIM 25/1	10.5	G13	82	5000	70000	1600	120-277	S-7KJSJBW	25/1575	PA
579474	929003525404	046677579470	14.5T8/MAS/48-830/MF20/P/DIM 25/1	14.5	G13	82	3000	70000	2000	120-277	S-YDCTVS	25/1575	PA
579482	929003525504	046677579487	14.5T8/MAS/48-835/MF20/P/DIM 25/1	14.5	G13	82	3500	70000	2000	120-277	S-O85HQW	25/1575	PA
579490	929003525604	046677579494	14.5T8/MAS/48-840/MF21/P/DIM 25/1	14.5	G13	82	4000	70000	2100	120-277	S-RAUJDC	25/1575	CA, PA
579508	929003525704	046677579500	14.5T8/MAS/48-850/MF21/P/DIM 25/1	14.5	G13	82	5000	70000	2100	120-277	S-4JUD6L	25/1575	CA, IL, PA
579516	929003525804	046677579517	16.5T8/MAS/48-835/MF24/P/DIM 25/1	16.5	G13	82	3500	70000	2450	120-277	S-A8FD2T	25/1575	PA
579524	929003525904	046677579524	16.5T8/MAS/48-840/MF25/P/DIM 25/1	16.5	G13	82	4000	70000	2500	120-277	S-B2KA75	25/1575	CA, PA
579532	929003526004	046677579531	16.5T8/MAS/48-850/MF25/P/DIM 25/1	16.5	G13	82	5000	70000	2500	120-277	S-809PNW	25/1575	CA, PA

1. Savings based on comparison to F32T8 electronic instant start systems.
 2. Tested to B50 L70 requirement. LED lifetime means the length of time (in hours) until half of the LED light sources maintain at least 70% of their initial lumen output (B50, L70).
 * When searching for DLC or NSF listings, please use the first 10-digits only.

LED Tubes


CorePro MainsFit T5 & T8 (Type B)

Patented design prevents shock with surge protection



Why choose CorePro MainsFit T5 & T8 LED Tubes?

- Double-ended for faster installs
- Proven over 40% energy savings¹ over fluorescent systems
- Average life rating of 50,000 hours²
- UL Type B ballast bypass
- Emergency capable with Philips PTB15D, Bodine ELI-S-20 or ELI-S-100 EM drivers
- Glass tube construction



CorePro MainsFit T5 & T8 (Type B) LED glass tubes

Catalog Number	Model Number*	UPC Code	Product Description	Watts (W)	Base	CRI (min)	CCT (K)	Lifespan (hrs)	Lumens (lm)	Volts (V)	DLC ID	C/P Qty	Dist. Center
CorePro MainsFit CCT Selectable (Type B) - T5 1ft													
592766	929004235004	046677592769	4.5T5HE/COR/12-5CCT/MF5/G 25/1	4.5	G5	82	3000/3500/4000 /5000/6500	50000	500	120-277	No Category	25/5800	PA
CorePro MainsFit CCT Selectable (Type B) - T5 2ft													
592774	929004235104	046677592776	9T5HE/COR/22-5CCT/MF12/G 25/1	9	G5	82	3000/3500/4000 /5000/6500	50000	1200	120-277	No Category	25/3200	PA
CorePro MainsFit CCT Selectable (Type B) - T5 3ft													
592782	929004235204	046677592783	12T5HE/COR/34-5CCT/MF16/G 25/1	12	G5	82	3000/3500/4000 /5000/6500	50000	1600	120-278	No Category	25/2000	PA
CorePro MainsFit CCT Selectable (Type B) - T5 4ft													
592790	929004235304	046677592790	13T5HE/COR/46-5CCT/MF18/G 25/1	13	G5	82	3000/3500/4000 /5000/6500	50000	1800	120-278	S-9N03RC	25/1600	PA
CorePro MainsFit (Type B) - T5 4ft													
576231	929003122404	046677576233	25T5HO/COR/46-835/MF33/G 25/1	25	G5	80	3500	50000	3300	120-277	PY2MWDXX	25/1050	PA
576249	929003122504	046677576240	25T5HO/COR/46-840/MF35/G 25/1	25	G5	82	4000	50000	3500	120-277	POSBWIPB	25/1050	PA
576256	929003122604	046677576257	25T5HO/COR/46-850/MF35/G 25/1	25	G5	82	5000	50000	3500	120-277	PKPRHYIX	25/1050	CA, PA
CorePro MainsFit CCT Selectable (Type B) - T8 1.5ft													
592758	929004244604	046677592752	7T8/COR/18-5CCT/MF9/G 25/1	7	G13	82	3000/3500/4000 /5000/6500	50000	900	120-277	No Category	25/600	PA

1. Savings based on comparison to F32T8 electronic instant start systems.

2. Tested to B50 L70 requirement. LED lifetime means the length of time (in hours) until half of the LED light sources maintain at least 70% of their initial lumen output (B50, L70).

* When searching for DLC or NSF listings, please use the first 10-digits only.

(continued)

CorePro MainsFit T8 (Type B) LED glass tubes

Catalog Number	Model Number*	UPC Code	Product Description	Watts (W)	Base	CRI (min)	CCT (K)	Lifespan (hrs)	Lumens (lm)	Volts (V)	DLC ID	C/P Qty	Dist. Center
CorePro MainsFit (Type B) – T8 4ft													
579318	929003523704	046677579319	9.9T8/COR/48-835/MF15/G/DIM 25/1	9.9	G13	80	3500	50000	1500	120-277	S-RCNBD2	25/900	CA, IL, PA
579326	929003523804	046677579326	9.9T8/COR/48-840/MF16/G/DIM 25/1	9.9	G13	80	4000	50000	1650	120-277	S-4GP25S	25/900	CA, PA
579334	929003523904	046677579333	9.9T8/COR/48-850/MF16/G/DIM 25/1	9.9	G13	80	5000	50000	1650	120-277	S-Q9GJNX	25/900	CA, IL, PA
579342	929003524104	046677579340	12T8/COR/48-830/MF17/G/DIM 25/1	12	G13	80	3000	50000	1700	120-277	S-J0O6SY	25/900	CA, PA
579359	929003524204	046677579357	12T8/COR/48-835/MF17/G/DIM 25/1	12	G13	80	3500	50000	1700	120-277	S-6OHQAZ	25/900	CA, IL, PA
579383	929003524304	046677579388	12T8/COR/48-840/MF18/G/DIM 25/1	12	G13	80	4000	50000	1800	120-277	S-YDPVZ5	25/900	CA, IL, PA
579391	929003524404	046677579395	12T8/COR/48-850/MF18/G/DIM 25/1	12	G13	80	5000	50000	1800	120-277	S-E47N92	25/900	CA, IL, PA
579409	929003524604	046677579401	14.5T8/COR/48-830/MF20/G/DIM 25/1	14.5	G13	80	3000	50000	2000	120-277	S-VCHUQY	25/900	PA
579417	929003524704	046677579418	14.5T8/COR/48-835/MF20/G/DIM 25/1	14.5	G13	80	3500	50000	2000	120-277	S-4AS9KG	25/900	CA, IL, PA
579425	929003524804	046677579425	14.5T8/COR/48-840/MF21/G/DIM 25/1	14.5	G13	80	4000	50000	2100	120-277	S-Z5VAIG	25/900	CA, IL, PA
579433	929003524904	046677579432	14.5T8/COR/48-850/MF21/G/DIM 25/1	14.5	G13	80	5000	50000	2100	120-277	S-N68XAH	25/900	CA, IL, PA
CorePro MainsFit CCT Selectable (Type B) – T8 8ft													
589804	929003815504	046677589806	43T8/COR/96-5CCT/MF52LS/G/FA8-R17D 10/1	43	FA8-R17d	82	3000/3500/4000/5000/6500	50000	3400/4300/5200	120-277	S-B5SZFP	10/500	CA, PA
Contractor Grade MainsFit (Type B) – T8 4ft													
577767	929003474504	046677577766	14.5T8/CNG/48-835/MF17/G 25/1	14.5	G13	80	3500	50000	1750	120-277	PHBJTIQF	25/900	CA, IL, PA
577775	929003474604	046677577773	14.5T8/CNG/48-840/MF18/G 25/1	14.5	G13	80	4000	50000	1800	120-277	PAL56OQ3	25/900	CA, IL, PA
577783	929003474704	046677577780	14.5T8/CNG/48-850/MF18/G 25/1	14.5	G13	80	5000	50000	1800	120-277	PFHOVHZ7	25/900	CA, IL, PA
577791	929003474804	046677577797	14.5T8/CNG/48-865/MF18/G 25/1	14.5	G13	80	6500	50000	1800	120-277	PS3GBS4Q	25/900	PA
579045	929003510604	046677579043	16.5T8/CNG/48-835/MF20/G 25/1	16.5	G13	80	3500	50000	2000	120-277	PWH5DXIO	25/900	CA, PA
579052	929003510704	046677579050	16.5T8/CNG/48-840/MF21/G 25/1	16.5	G13	80	4000	50000	2100	120-277	PCJUDVTN	25/900	CA, PA
579060	929003510804	046677579067	16.5T8/CNG/48-850/MF21/G 25/1	16.5	G13	80	5000	50000	2100	120-277	PYDXK24N	25/900	CA, PA

- Savings based on comparison to F32T8 electronic instant start systems.
 - Tested to B50 L70 requirement. LED lifetime means the length of time (in hours) until half of the LED light sources maintain at least 70% of their initial lumen output (B50, L70).
- * When searching for DLC or NSF listings, please use the first 10-digits only.

PHILIPS

Circline

Contractor-grade InstantFit (Type A)

Easy installation with plug-and-play



Why choose Contractor-grade InstantFit (Type A) Circline?

- Double-ended for faster installs
- Proven over 40% energy savings¹ over fluorescent systems
- Average life rating of 50,000 hours²
- No mercury allowing for non-hazardous waste disposal
- Plastic tube construction



Contractor-grade InstantFit (Type A) - Circline

Catalog Number	Model Number*	UPC Code	Product Description	Watts (W)	Base	CRI (min)	CCT (K)	Lifespan (hrs)	Lumens (lm)	Volts (V)	DLC ID	C/P Qty	Dist. Center
Contractor-grade InstantFit CCT Selectable (Type A) - Circline													
588095	929003740604	046677588090	11CIR/CNG/8-4CCT/IF12/P/G10q 6/1	11	G10q	82	3000/3500/4000/5000	50000	1200	Ballast Dependent	Not DLC	6/600	PA
588103	929003740704	046677588106	16CIR/CNG/12-4CCT/IF17/P/G10q 6/1	16	G10q	82	3000/3500/4000/5000	50000	1700	Ballast Dependent	Not DLC	6/288	PA
605010	929004236004	046677605018	22CIR/CNG/16-4CCT/IF26/P/G10q 6/1	22	G10q	82	3000/3500/4000/5000	50000	2600	Ballast Dependent	Not DLC	6/180	PA

1. Savings based on comparison to F32T8 electronic instant start systems.
 2. Tested to B50 L70 requirement. LED lifetime means the length of time (in hours) until half of the LED light sources maintain at least 70% of their initial lumen output (B50, L70).
 * When searching for DLC or NSF listings, please use the first 10-digits only.

LED Tubes

CorePro FlexFit CCT Selectable T8 (Type A+B)

Patented design
prevents shock with
surge protection



Why choose CorePro FlexFit CCT Selectable T8?

- Installation flexibility: Can be installed as Type A, Type B Single ended or Type B double ended.
- One lamp, 5 colors: Select from 5 CCTs ranging from 3000K to 6500K
- Reduced warehousing: 97% less warehouse space versus carrying individual lamps¹
- Emergency capable with Philips PTB15D, Bodine ELI-S-20 or ELI-S-100 EM drivers

CorePro FlexFit CCT Select T8 (Type A+B) LED tubes

Catalog Number	Model Number*	UPC Code	Product Description	Watts (W)	Base	CRI (min)	CCT (K)	Lifespan (hrs)	Lumens (lm)	Volts (V)	DLC ID	C/P Qty	Dist. Center
CorePro FlexFit CCT Selectable T8 (Type A+B)													
588624	929003794504	046677588625	7.5T8/COR/24-5CCT/FF11/G/DIM 25/1	7.5	G13	82	3000/3500/4000/5000/6500	50000	1100	120-277	S-KG25BR	25/4200	CA, PA
588632	929003794604	046677588632	10.5T8/COR/36-5CCT/FF15/G/DIM 25/1	10.5	G13	82	3000/3500/4000/5000/6500	50000	1500	120-277	S-V0S96M	25/2800	CA, PA
588640	929003794704	046677588649	12T8/COR/48-5CCT/FF18/G/DIM 25/1	12	G13	82	3000/3500/4000/5000/6500	50000	1800	120-277	S-SR7DNJ	25/2100	CA, PA
CorePro FlexFit CCT Selectable T8 UBent (Type A+B)													
606150	929004257834	046677606152	15T8-1U/COR/24-5CCT/FF22/G 10/1	15	2G13	80	3000/3500/4000/5000/6500	50000	1800/2000/2200	120-277	No Category	10/780	PA
606582	929004236104	046677606589	15T8-6U/COR/24-5CCT/FF22/G 10/1	15	2G13	80	3000/3500/4000/5000/6500	50000	1800/2000/2200	120-277	No Category	10/300	PA

1. Savings based on reducing 15 SKUs to 1 SKU.

LED Tubes

MasterClass InstantFit T5 & T8 (Type A/C)

Shatter-resistant lamps
prevent breakage



Why choose MasterClass InstantFit T5 & T8 LED Tubes?

- Works with more ballasts and drivers than any other lamp so it's going to perform as expected and prevent rework
- Proven over 40% energy savings¹ over fluorescent for continual payback over the life of the product
- Average life rating up to 70,000 hours²
- Lamps can be used as either Type A or Type C lamps³
- Plastic tube construction



MasterClass InstantFit T5 & T8 (Type A/C) LED plastic tubes

Catalog Number	Model Number*	UPC Code	Product Description	Watts (W)	Base	CRI (min)	CCT (K)	Lifespan (hrs)	Lumens (lm)	Volts (V)	DLC ID	C/P Qty	Dist. Center
MasterClass (Plastic) InstantFit (Type A) - T5 4ft													
467134	929001283804	046677467135	24T5HO/46-835/IF33/P/DIM 10/1	24	G5	82	3500	50000	3300	Ballast Dependent	PR7H998W	10/2000	CA, PA
467142	929001283904	046677467142	24T5HO/46-840/IF35/P/DIM 10/1	24	G5	82	4000	50000	3500	Ballast Dependent	PUFNVUMP	10/2000	CA, IL, PA
467159	929001284004	046677467159	24T5HO/46-850/IF35/P/DIM 10/1	24	G5	82	5000	50000	3500	Ballast Dependent	RJHYX3QV	10/2000	CA, PA
MasterClass (Plastic) InstantFit (Type A/C) - T8 2ft													
541813	929001986904	046677541811	7T8/MAS/24-830/IF10/P/DIM 10/1	7	G13	80	3000	70000	1050	Ballast Dependent	P604TTJI	10/2380	CA, PA
541821	929001987004	046677541828	7T8/MAS/24-835/IF10/P/DIM 10/1	7	G13	80	3500	70000	1050	Ballast Dependent	PTFG2KIH	10/2380	CA, PA
541839	929001987104	046677541835	7T8/MAS/24-840/IF11/P/DIM 10/1	7	G13	80	4000	70000	1150	Ballast Dependent	PNFV1220	10/2380	CA, IL, PA
541847	929001987204	046677541842	7T8/MAS/24-850/IF11/P/DIM 10/1	7	G13	80	5000	70000	1150	Ballast Dependent	PSUTWB50	10/2380	CA, PA
MasterClass (Plastic) InstantFit (Type A/C) - T8 3ft													
539858	929001967504	046677539856	8.5T8/MAS/36-830/IF13/P/DIM 10/1	8.5	G13	80	3000	70000	1300	Ballast Dependent	PT8ANY27	10/1530	CA, PA
539866	929001967904	046677539863	8.5T8/MAS/36-835/IF13/P/DIM 10/1	8.5	G13	80	3500	70000	1300	Ballast Dependent	P3WOXMJG	10/1530	CA, PA
539874	929001967604	046677539870	8.5T8/MAS/36-840/IF14/P/DIM 10/1	8.5	G13	80	4000	70000	1400	Ballast Dependent	PNZ6ODAV	10/1530	CA, PA
539882	929001967704	046677539887	8.5T8/MAS/36-850/IF14/P/DIM 10/1	8.5	G13	80	5000	70000	1400	Ballast Dependent	PUDMU6QC	10/1530	CA, PA

1. Savings based on comparison to F28T5 electronic instant start systems.
 2. Tested to B50 L70 requirement. LED lifetime means the length of time (in hours) until half of the LED light sources maintain at least 70% of their initial lumen output (B50, L70).
 3. Type A when paired with a ballast. Type C when paired with a TLED driver.
 * When searching for DLC or NSF listings, please use the first 10-digits only.

(continued)

MasterClass InstantFit T5 & T8 (Type A/C) LED plastic tubes

Catalog Number	Model Number*	UPC Code	Product Description	Watts (W)	Base	CRI (min)	CCT (K)	Lifespan (hrs)	Lumens (lm)	Volts (V)	DLC ID	C/P Qty	Dist. Center
MasterClass (Plastic) InstantFit (Type A/C) - T8 4ft													
565580	929003025304	046677565589	8.9T8/MAS/48-830/IF15/P/DIM 10/1	8.9	G13	80	3000	70000	1500	Ballast Dependent	PTD1V27Q	10/1190	CA, PA
565598	929003025404	046677565596	8.9T8/MAS/48-835/IF15/P/DIM 10/1	8.9	G13	80	3500	70000	1500	Ballast Dependent	PCYCNPOO	10/1190	CA, IL, PA
565606	929003025504	046677565602	8.9T8/MAS/48-840/IF16/P/DIM 10/1	8.9	G13	80	4000	70000	1600	Ballast Dependent	P1GPHJTW	10/1190	CA, IL, PA
565614	929003025604	046677565619	8.9T8/MAS/48-850/IF16/P/DIM 10/1	8.9	G13	80	5000	70000	1600	Ballast Dependent	PTB8BS59	10/1190	CA, IL, PA
473926	929001397634	046677473921	13T8/MAS/48-830/IF20/P/DIM 10/1	13	G13	82	3000	70000	2000	Ballast Dependent	PFUBZ76Q	10/1190	CA, PA
473934	929001397734	046677473938	13T8/MAS/48-835/IF20/P/DIM 10/1	13	G13	82	3500	70000	2000	Ballast Dependent	P3WDP0ZD	10/1190	CA, IL, PA
473942	929001397834	046677473945	13T8/MAS/48-840/IF21/P/DIM 10/1	13	G13	82	4000	70000	2100	Ballast Dependent	PPSOM8AQ	10/1190	CA, IL, PA
473958	929001397934	046677473952	13T8/MAS/48-850/IF21/P/DIM 10/1	13	G13	82	5000	70000	2100	Ballast Dependent	POSZ7HFJ	10/1190	CA, IL, PA
533372	929002016304	046677545185	15.5T8/MAS/48-835/IF24/P/DIM 25/1	15.5	G13	82	3500	70000	2400	Ballast Dependent	P51ZCP75	25/1400	CA, PA
545194	929002016404	046677545192	15.5T8/MAS/48-840/IF25/P/DIM 25/1	15.5	G13	82	4000	70000	2500	Ballast Dependent	PCYKVJSI	25/1400	CA, IL, PA
545200	929002016504	046677545208	15.5T8/MAS/48-850/IF25/P/DIM 25/1	15.5	G13	82	5000	70000	2500	Ballast Dependent	P0HK0Y9Y	25/1400	CA, IL, PA
MasterClass (Plastic) InstantFit (Type A/C) - T8 6ft U-bend													
541854	929001987404	046677541859	13T8-6U/MAS/24-830/IF20/P/DIM 10/1	13	G13	82	3000	70000	2000	Ballast Dependent	P67SZONC	10/400	CA, PA
541862	929001987504	046677541866	13T8-6U/MAS/24-835/IF20/P/DIM 10/1	13	G13	82	3500	70000	2000	Ballast Dependent	PQ9KE4CE	10/400	CA, PA
541870	929001987604	046677541873	13T8-6U/MAS/24-840/IF21/P/DIM 10/1	13	G13	82	4000	70000	2100	Ballast Dependent	PZX062O5	10/400	CA, IL, PA
541888	929001987704	046677541880	13T8-6U/MAS/24-850/IF21/P/DIM 10/1	13	G13	82	5000	70000	2100	Ballast Dependent	PA88I3S4	10/400	CA, PA
MasterClass (Plastic) InstantFit (Type A) - T8 8ft													
469247	929001307804	046677472573	35T8/96-3500 IF FA8 10/1	35	FA8	82	3500	50000	4000	Ballast Dependent	Not DLC	10/300	CA, PA
469254	929001314604	046677472580	35T8/96-4000 IF FA8 10/1	35	FA8	82	4000	50000	4200	Ballast Dependent	Not DLC	10/300	CA, PA

1. Savings based on comparison to F28T5 electronic instant start systems.
 2. Tested to B50 L70 requirement. LED lifetime means the length of time (in hours) until half of the LED light sources maintain at least 70% of their initial lumen output (B50, L70).
 3. Type A when paired with a ballast. Type C when paired with a TLED driver.
- * When searching for DLC or NSF listings, please use the first 10-digits only.

LED Tubes

CorePro InstantFit T5 (Type A/C)



Most lamps are DLC listed and all are NSF listed

Why choose CorePro InstantFit T5 & T8 LED Tubes?

- Works with more ballasts and drivers than any other lamp so it's going to perform as expected and prevent rework
- Proven over 40% energy savings¹ over fluorescent for continual payback over the life of the product
- Average life rating of 50,000 hours²
- No mercury allowing for non-hazardous waste disposal
- Glass tube construction



CorePro InstantFit T5 (Type A/C) LED glass tubes

Catalog Number	Model Number*	UPC Code	Product Description	Watts (W)	Base	CRI (min)	CCT (K)	Lifespan (hrs)	Lumens (lm)	Volts (V)	DLC ID	C/P Qty	Dist. Center
CorePro InstantFit (Type A) - T5 2ft													
476416	929001823104	046677476410	8T5HE/22-830/IF10/G/DIM 10/1	8	G5	80	3000	50000	1000	Ballast Dependent	No Category	10/1560	CA, PA
476424	929001823204	046677476427	8T5HE/22-835/IF10/G/DIM 10/1	8	G5	80	3500	50000	1000	Ballast Dependent	No Category	10/1560	CA, PA
476432	929001823304	046677476434	8T5HE/22-840/IF10/G/DIM 10/1	8	G5	80	4000	50000	1050	Ballast Dependent	No Category	10/1560	CA, PA
476440	929001823404	046677476441	8T5HE/22-850/IF10/G/DIM 10/1	8	G5	80	5000	50000	1050	Ballast Dependent	No Category	10/1560	CA, PA
CorePro InstantFit (Type A) - T5 3ft													
476457	929001823504	046677476458	11T5HE/34-830/IF14/G/DIM 10/1	11	G5	82	3000	50000	1400	Ballast Dependent	No Category	10/910	CA, PA
476465	929001823604	046677476465	11T5HE/34-835/IF14/G/DIM 10/1	11	G5	82	3500	50000	1400	Ballast Dependent	No Category	10/910	CA, PA
476473	929001823704	046677476472	11T5HE/34-840/IF15/G/DIM 10/1	11	G5	82	4000	50000	1500	Ballast Dependent	No Category	10/910	CA, PA
476481	929001823804	046677476489	11T5HE/34-850/IF15/G/DIM 10/1	11	G5	82	5000	50000	1500	Ballast Dependent	No Category	10/910	CA, PA
CorePro InstantFit (Type A) - T5 4ft													
476499	929001823904	046677476496	14T5HE/46-830/IF20/G/DIM 10/1	14	G5	82	3000	50000	2000	Ballast Dependent	PIOH91X1	10/780	CA, PA
476507	929001824004	046677476502	14T5HE/46-835/IF20/G/DIM 10/1	14	G5	82	3500	50000	2000	Ballast Dependent	PX50DKZF	10/780	CA, PA
476515	929001824104	046677476519	14T5HE/46-840/IF21/G/DIM 10/1	14	G5	82	4000	50000	2100	Ballast Dependent	P2RN9SKT	10/780	CA, IL, PA
476523	929001824204	046677476526	14T5HE/46-850/IF21/G/DIM 10/1	14	G5	82	5000	50000	2100	Ballast Dependent	PLAEVGFO	10/780	CA, PA
576710	929003134004	046677576714	24T5HO/COR/46-835/IF33/G/DIM 25/1	24	G5	82	3500	50000	3300	Ballast Dependent	PSRB7930	25/1200	CA, PA
576736	929003134104	046677576738	24T5HO/COR/46-840/IF35/G/DIM 25/1	24	G5	82	4000	50000	3500	Ballast Dependent	PDUJHUAM	25/1200	CA, PA
576744	929003134204	046677576745	24T5HO/COR/46-850/IF35/G/DIM 25/1	24	G5	82	5000	50000	3500	Ballast Dependent	P33IERPK	25/1200	CA, PA

1. Savings based on comparison to F28T5 electronic instant start systems.
 2. Tested to B50 L70 requirement. LED lifetime means the length of time (in hours) until half of the LED light sources maintain at least 70% of their initial lumen output (B50, L70).
 * When searching for DLC or NSF listings, please use the first 10-digits only.



CorePro InstantFit T8 (Type A) LED tubes

Catalog Number	Model Number*	UPC Code	Product Description	Watts (W)	Base	CRI (min)	CCT (K)	Lifespan (hrs)	Lumens (lm)	Volts (V)	DLC ID	C/P Qty	Dist. Center
CorePro InstantFit (Type A/C) – T8 4ft													
553214	929002252734	046677553210	10T8/COR/48-830/IF15/G/DIM 10/1	10	G13	82	3000	50000	1500	Ballast Dependent	PQF8SUD6	10/600	CA, PA
553222	929002252834	046677553227	10T8/COR/48-835/IF15/G/DIM 10/1	10	G13	82	3500	50000	1500	Ballast Dependent	PVEGD8IP	10/600	CA, IL, PA
553230	929001991734	046677553234	10T8/COR/48-840/IF16/G/DIM 10/1	10	G13	82	4000	50000	1600	Ballast Dependent	PMMN006E	10/600	CA, PA
553248	929001991834	046677553241	10T8/COR/48-850/IF16/G/DIM 10/1	10	G13	82	5000	50000	1600	Ballast Dependent	P6YC6AM6	10/600	CA, PA
470096	929001343034	046677452407	14T8/COR/48-830/IF20/G/DIM 10/1	14	G13	82	3000	50000	2000	Ballast Dependent	PUHWMP7I	10/650	CA, PA
470104	929001343134	046677452759	14T8/COR/48-835/IF20/G/DIM 10/1	14	G13	82	3500	50000	2000	Ballast Dependent	PD9P382I	10/650	CA, PA
470112	929001343234	046677453251	14T8/COR/48-840/IF21/G/DIM 10/1	14	G13	82	4000	50000	2100	Ballast Dependent	PK33B4AL	10/650	CA, IL, PA
470120	929001343334	046677452483	14T8/COR/48-850/IF21/G/DIM 10/1	14	G13	82	5000	50000	2100	Ballast Dependent	PEQWC6CZ	10/650	CA, PA
542084	929001960604	046677542085	16T8/LED/48-840/IF18/G 25/1	16	G13	82	4000	36000	1800	Ballast Dependent	Not DLC	25/900	CA, IL, PA
542092	929001960704	046677542092	16T8/LED/48-850/IF18/G 25/1	16	G13	82	5000	36000	1800	Ballast Dependent	Not DLC	25/900	CA, IL, PA
CorePro InstantFit (Type A) – T8 8ft													
580282	929003556704	046677580285	28T8/COR/96-835/IF40/G/FA8 10/1	28	FA8	>80	3500	50000	4000	Ballast Dependent	Not DLC	10/660	PA
580290	929003556804	046677580292	28T8/COR/96-840/IF42/G/FA8 10/1	28	FA8	>80	4000	50000	4200	Ballast Dependent	Not DLC	10/660	CA, PA

1. Savings based on comparison to F28T5 electronic instant start systems.
 2. Tested to B50 L70 requirement. LED lifetime means the length of time (in hours) until half of the LED light sources maintain at least 70% of their initial lumen output (B50, L70).
- * When searching for DLC or NSF listings, please use the first 10-digits only.

LED Tubes

CorePro DC-Fit T8 (Type C)



Selectable lumen system with Type C DC-Fit lamps

Why choose CorePro CorePro DC-Fit T8 LED Tubes?

- Flexibility – one lamp will provide 2 lumen output (depending on the driver used) to simplify options for the customer
- Rebate eligible – the products are DLC5.1 listed allowing for maximum rebate opportunities
- Long lifetime – average life rating for T8 lamp is 70,000 hours; T5 lamp life is 50,000 hours²
- Dimmability – lamps are operated with LED dimming drivers to enable more energy savings¹ for the customer



CorePro DC-Fit T8 (Type C) LED tubes

Catalog Number	Model Number*	UPC Code	Product Description	Watts (W)	Base	CRI (min)	CCT (K)	Lifespan (hrs)	Lumens (lm)	Volts (V)	DLC ID	C/P Qty	Dist. Center
CorePro DC-Fit T8 (Type C) – T8 4ft													
583962	929003651504	046677583965	14T5/COR/46-840/DF21/G/DIM UL-C 25/1	14 / 25	G5	80	4000	50000	2100 / 3500	Driver Dependent	S-Q310UL	25/1225	CA, PA
583970	929003651604	046677583972	14T5/COR/46-850/DF21/G/DIM UL-C 25/1	14 / 25	G5	80	5000	50000	2100 / 3500	Driver Dependent	S-1JM607	25/1225	CA, PA
583988	929003651704	046677583989	10T8/COR/48-840/DF16/G/DIM UL-C 25/1	10 / 14	G13	80	4000	70000	1600 / 2100	Driver Dependent	S-LGXK3C	25/1050	CA, PA
583996	929003651804	046677583996	10T8/COR/48-850/DF16/G/DIM UL-C 25/1	10 / 14	G13	80	5000	70000	1600 / 2100	Driver Dependent	S-XH1EPD	25/1050	CA, PA

1. Savings based on comparison to F28T5 electronic instant start systems.

2. Tested to B50 L70 requirement. LED lifetime means the length of time (in hours) until half of the LED light sources maintain at least 70% of their initial lumen output (B50, L70).

* When searching for DLC or NSF listings, please use the first 10-digits only.

LED Tubes

MasterConnect T8 (Type A, B)

Unique wireless control and connectivity



Why choose MasterConnect InstantFit T8 LED Tubes?

- Available as UL Type-A (ballast compatible) and UL Type-B (ballast bypass)
- Energy savings of 55% compared with fluorescent lamps and up to 85% when configured with an Interact system
- Truly easy install with wireless retrofits with no additional wiring needed
- Extra-long lifetime of 70,000 hrs
- Perfect for office, school, retail, and healthcare applications
- Flicker-free operation

MasterConnect T8 LED glass tubes

Catalog Number	Model Number*	UPC Code	Product Description	Watts (W)	Base	CRI (min)	CCT (K)	Lifespan (hrs)	Lumens (lm)	Volts (V)	DLC ID	C/P Qty	Dist. Center
MasterConnect InstantFit (Type A) - T8 4ft													
547299	929002051804	046677547295	14T8/48-835/IF20/MC IA 10/1	14	G13	80	3500	70000	2000	Driver Dependent	P63GG2HV	10/1120	PA
547307	929002051904	046677547301	14T8/48-840/IF21/MC IA 10/1	14	G13	80	4000	70000	2100	Driver Dependent	PYHJU4IT	10/1120	CA, PA
547315	929002052004	046677547318	14T8/48-850/IF21/MC IA 10/1	14	G13	80	5000	70000	2100	Driver Dependent	PWENVHM8	10/1120	PA
MasterConnect InstantFit (Type B) - T8 4ft													
562736	929002456604	046677562731	14.5T8/48-835/MF20/MC IA 10/1	14.5	G13	80	3500	70000	2000	120-277	PGLYX8QV	10/1120	PA
562744	929002456704	046677562748	14.5T8/48-840/MF21/MC IA 10/1	14.5	G13	80	4000	70000	2100	120-277	PNAN8SNC	10/1120	PA
562751	929002456804	046677562755	14.5T8/48-850/MF21/MC IA 10/1	14.5	G13	80	5000	70000	2100	120-277	PJM308EI	10/1120	PA

1. Savings based on comparison to F32T8 electronic instant start systems.
 2. Tested to B50 L70 requirement. LED lifetime means the length of time (in hours) until half of the LED light sources maintain at least 70% of their initial lumen output (B50, L70).
- * When searching for DLC or NSF listings, please use the first 10-digits only.



Simple plug-and-play installation with no need to change a ballast



Why choose UniversalFit T8 LED Tubes?

- UL Type A T8 lamps works on both T12 magnetic and T8 and T12 electronic ballasts
- Energy savings of up to 50%¹
- Average life rating of 36,000 hours²
- Minimal color shift and stable flux output throughout lifetime
- No mercury allowing for non-hazardous waste disposal
- No harmful UV radiation
- Glass tube construction

CorePro UniversalFit T8 LED glass tubes

Catalog Number	Model Number*	UPC Code	Product Description	Watts (W)	Base	CRI (min)	CCT (K)	Lifespan (hrs)	Lumens (lm)	Volts (V)	DLC ID	C/P Qty	Dist. Center
CorePro UniversalFit (Type A) - T8 4ft													
539972	929001965904	046677539979	16T8/LED/48-840/UF18/G 10/1	16	G13	82	4000	36000	1800	Ballast Dependent	Not DLC	10/650	CA, PA
539980	929001966004	046677539986	16T8/LED/48-850/UF18/G 10/1	16	G13	82	5000	36000	1800	Ballast Dependent	Not DLC	10/650	CA, PA

1. Savings based on comparison to F32T8 electronic instant start systems.
 2. Tested to B50 L70 requirement. LED lifetime means the length of time (in hours) until half of the LED light sources maintain at least 70% of their initial lumen output (B50, L70).
 * When searching for DLC or NSF listings, please use the first 10-digits only.

PHILIPS

LED Tubes

MasterClass Ultra-Efficient T8



Ultra Efficient performance available with both **Type A** and **Type B** install options.

Why choose MasterClass Ultra-Efficient T8 LED tubes?

- 190 lm/W - 1800 lumens at 9.5W¹
- >65% energy savings versus 28W fluorescent system²
- Simple installation - double ended ballast bypass
- 50,000 hr³ rated life and standard 5-year limited warranty⁴
- Emergency capable with Philips PTB15D or Bodine ELI-S-series backup drivers



MasterClass Ultra-efficient T8 LED tubes

Catalog Number	Model Number*	UPC Code	Product Description	Watts (W)	Base	CRI (min)	CCT (K)	Lifespan (hrs)	Lumens (lm)	Volts (V)	DLC ID	C/P Qty	Dist. Center
MasterClass Ultra-efficient MainsFit T8 (UL Type B) - T8 4ft													
590224	929003794804	046677590222	9.5T8/MAS/48-835/MF17/G/DIM UE 25/1	9.5	G13	82	3500	50000	1700	120-277	S-9T9C59	25/2100	PA
588608	929003794904	046677588601	9.5T8/MAS/48-840/MF18/G/DIM UE 25/1	9.5	G13	82	4000	50000	1810	120-277	S-S1X4TC	25/2100	CA, PA
588616	929003795004	046677588618	9.5T8/MAS/48-850/MF18/G/DIM UE 25/1	9.5	G13	82	5000	50000	1810	120-277	S-LL3GCX	25/2100	CA, PA
607457	929004282804	046677607456	11.5T8/MAS/48-835/MF21/G/DIM UE 25/1	11.5	G13	80	3500	50000	2100	120-277	TBD	25/1050	-
607465	929004282904	046677607463	11.5T8/MAS/48-840/MF21/G/DIM UE 25/1	11.5	G13	80	4000	50000	2100	120-277	TBD	25/1050	-
607473	929004283004	046677607470	11.5T8/MAS/48-850/MF21/G/DIM UE 25/1	11.5	G13	80	5000	50000	2100	120-277	TBD	25/1050	-
MasterClass Ultra-efficient InstantFit T8 (UL Type A) - T8 4ft													
605147	929004255104	046677605148	10.9T8/MAS/48-835/IF20/G/DIM UE 25/1	10.9	G13	82	3500	50000	2000	Ballast Dependent	S-Q3L9ZK	25/900	PA
605150	929004255204	046677605155	10.9T8/MAS/48-840/IF21/G/DIM UE 25/1	10.9	G13	82	4000	50000	2100	Ballast Dependent	S-G4NT84	25/900	PA
605160	929004255304	046677605162	10.9T8/MAS/48-850/IF21/G/DIM UE 25/1	10.9	G13	82	5000	50000	2100	Ballast Dependent	S-T7GGSP	25/900	PA

1. Applies to 4000K & 5000K lamps.

2. Savings based on comparison to F28T8 electronic instant start systems.

3. Tested to B50 L70 requirement. LED lifetime means the length of time (in hours) until half of the LED light sources maintain at least 70% of their initial lumen output (B50, L70).

4. See www.signify.com/warranties for details.



LED Bulbs & Spots

Ultra-Efficient
PAR, BR30, A19, & B11

Ultra Efficient LED Lamps
brochure available on
Philips.com/LEDLamps



Why choose Ultra-Efficient PAR, BR30, A19, & B11?

- 170 lm/W across entire family¹
- Payback in under one year in high energy-rate regions²
- Portfolio offers 30% energy savings compared to standard LED and 60% compared to conventional lamps
- Reduced carbon emissions for a more sustainable footprint on the planet

MasterClass Ultra-Efficient LED bulbs & spots

Catalog Number	Model Number*	UPC Code	Product Description	Watts (W)	Base	CRI (min)	CCT (K)	Lifespan (hrs)	Lumens (lm)	Volts (V)	DLC ID	C/P Qty	Dist. Center
MasterClass Ultra Efficient – PAR38 Multi-Pack													
606715	929003740803	046677606718	6PAR38/90W/UE/930/40D/D/G/ULW/E26/T20/2P	90	6	E26	90	3000	50000	950	120	2/192	–
MasterClass Ultra Efficient – BR30 Multi-Pack													
581678	929003585403	046677581671	4.5BR30/UE/930/P/E26/D/T20 1PF/3 SRP	65	4.5	E26	90	3000	50000	650	120	3/432	–
581686	929003585503	046677581688	4.5BR30/UE/950/P/E26/D/T20 1PF/3 SRP	65	4.5	E26	90	5000	50000	650	120	3/432	–
MasterClass Ultra Efficient – A19 Multi-Pack													
592410	929003765203	046677592417	5A19/UE/927/CL/G/E26/D T20 3/4CT	60	5	E26	90	2700	50000	850	120	3/375	–
582593	929003765293	046677582593	5A19/UE/927/CL/G/E26/D T20 4/2PF	60	5	E26	90	2700	50000	850	120	4/672	–
592436	929003744403	046677592431	5A19/UE/927/FR/G/E26/D T20 3/4CT	60	5	E26	90	2700	50000	850	120	3/375	–
592428	929003765403	046677592424	5A19/UE/950/CL/G/E26/D T20 3/4CT	60	5	E26	90	5000	50000	850	120	3/375	–
582601	929003765493	046677582609	5A19/UE/950/CL/G/E26/D T20 4/2PF	60	5	E26	90	5000	50000	850	120	4/672	–
592444	929003744503	046677592448	5A19/UE/950/FR/G/E26/D T20 3/4CT	60	5	E26	90	5000	50000	850	120	3/375	–
587873	929003765393	046677587871	8.9A19/UE/927/CL/G/E26/D T20 3/1PF	100	8.9	E26	90	2700	50000	1520	120	3/651	–
592451	929003765303	046677592455	8.9A19/UE/927/CL/G/E26/D T20 4/2PF	100	8.9	E26	90	2700	50000	1520	120	4/784	–
592121	929004234603	046677592127	8.9A19/UE/927/FR/G/E26/D T20 4/2PF	100	8.9	E26	90	2700	50000	1520	120	4/784	–
587881	929003765593	046677587888	8.9A19/UE/950/CL/G/E26/D T20 3/1PF	100	8.9	E26	90	5000	50000	1520	120	3/651	–
592469	929003765503	046677592462	8.9A19/UE/950/CL/G/E26/D T20 4/2PF	100	8.9	E26	90	5000	50000	1520	120	4/784	–
592139	929004234703	046677592134	8.9A19/UE/950/FR/G/E26/D T20 4/2PF	100	8.9	E26	90	5000	50000	1520	120	4/784	–
MasterClass Ultra Efficient – B11 Multi-Pack													
592147	929004234803	046677592141	3B11/UE/927/CL/G/E12/D T20 4/3PF	60	3	E12	90	2700	50000	510	120	4/1064	–
592154	929004234903	046677592158	3B11/UE/950/CL/G/E12/D T20 4/3PF	60	3	E12	90	5000	50000	510	120	4/1064	–

1. "Whole family" refers to complete offering of Philips Ultra Efficient lamps.
 2. Payback when compared to standard CorePro LED lamps.
 3. Pertains to Ultra-Efficient TLED versus 28W fluorescent system.

PHILIPS

LED Tubes

CorePro PLED

Instant-on and simple lamp-for-lamp replacement solutions



Why choose CorePro PLED Lamps?

- Most lamps are shatter-resistant and prevent breakage
- Energy savings of up to 60%¹
- Average life rating of 50,000 hours²
- Minimal color shift and stable flux output throughout lifetime
- No mercury allowing for non-hazardous waste disposal
- No harmful UV radiation



CorePro PLED lamps

Cat. No.	Model No.*	UPC Code	Product Description	Watts (W)	Base	CRI (min)	CCT (K)	Lifespan (hrs)	Lumens (lm)	Volts (V)	Body	DLC ID	C/P Qty	Dist. Center
CorePro 2-pin PL-S (Type A) ballast compatible														
529511	929001862804	046677529512	5PL-S/LED/13H/827/IF5/P/2P 20/1	5	GX23	82	2700	50000	580	Ballast Dep.	Glass	No Category	20/7920	CA, PA
529578	929001863004	046677529574	5PL-S/LED/13H/835/IF5/P/2P 20/1	5	GX23	82	3500	50000	580	Ballast Dep.	Glass	No Category	20/7920	CA, PA
529586	929001863104	046677529581	5PL-S/LED/13H/840/IF5/P/2P 20/1	5	GX23	82	4000	50000	580	Ballast Dep.	Glass	No Category	20/7920	CA, PA
CorePro 2-pin PL-S CCT Selectable (Type B)														
606566	929004582904	046677606565	5PL-S/COR/9H-5CCT/MF5/P/2P 20/1	5	G23	82	2700/3000/3500/4000/5000	50000	475/475/475/500/500	120-277	Plastic	No Category	20/5400	PA
606574	929004583004	046677606572	6PL-S/COR/13H-5CCT/MF6/P/2P 20/1	6	GX23	82	2700/3000/3500/4000/5000	50000	620/620/620/650/650	120-277	Plastic	No Category	20/5400	PA
CorePro 4-pin PL-L (Type A) ballast compatible														
532895	929001893504	046677532895	16.5PL-L/COR/22/830/IF22/P 4P 10/1	16.5	2G11	82	3000	50000	2200	Ballast Dep.	Plastic	P31FZ6G6	10/1200	CA, PA
532903	929001893604	046677532901	16.5PL-L/COR/22/835/IF22/P 4P 10/1	16.5	2G11	82	3500	50000	2200	Ballast Dep.	Plastic	PAVW5BH3	10/1200	CA, IL, PA
532911	929001893704	046677532918	16.5PL-L/COR/22/840/IF23/P 4P 10/1	16.5	2G11	82	4000	50000	2300	Ballast Dep.	Plastic	PIWSEV1M	10/1200	CA, PA
CorePro 4-pin PL-L CCT Selectable (Type B)														
607127	929004602404	046677607128	8PL-L/COR/18-5CCT/MF9/G/4P 10/1	8	2G11	82	2700/3000/3500/4000/5000	50000	900/900/900/950/950	120-277	Glass	No Category	10/3220	PA
607135	929004602504	046677607135	10PL-L/COR/24-5CCT/MF11/G/4P 10/1	10	2G11	82	2700/3000/3500/4000/5000	50000	1100/1100/1100/1150/1150	120-277	Glass	No Category	10/2310	PA
607143	929004602604	046677607142	16PL-L/COR/36-5CCT/MF20/G/4P 10/1	16	2G11	82	2700/3000/3500/4000/5000	50000	1900/1900/1900/2000/2000	120-277	Glass	No Category	10/1680	PA
607150	929004602704	046677607159	18PL-L/COR/55-5CCT/MF28/G/4P 10/1	18	2G11	82	2700/3000/3500/4000/5000	50000	2550/2550/2550/2800/2800	120-277	Glass	No Category	10/700	PA

1. Savings based on comparison to F32T8 electronic instant start systems.
 2. Tested to B50 L70 requirement. LED lifetime means the length of time (in hours) until half of the LED light sources maintain at least 70% of their initial lumen output (B50, L70).
 * When searching for DLC or NSF listings, please use the first 10-digits only.



(continued)

CorePro PLED lamps

Cat. No.	Model No.*	UPC Code	Product Description	Watts (W)	Base	CRI (min)	CCT (K)	Lifespan (hrs)	Lumens (lm)	Volts (V)	Body	DLC ID	C/P Qty	Dist. Center
CorePro 4-pin PL-L (Type B) ballast bypass														
575100	929003097504	046677575106	17PL-L/COR/22-830/MF22/G/4P 10/1	17	2G11	82	3000	50000	2200	120-277	Glass	PMRRH3FX	10/1440	PA
575118	929003097604	046677575113	17PL-L/COR/22-835/MF22/G/4P 10/1	17	2G11	82	3500	50000	2200	120-277	Glass	PDOC47TH	10/1440	CA, PA
575126	929003097704	046677575120	17PL-L/COR/22-840/MF22/G/4P 10/1	17	2G11	82	4000	50000	2200	120-277	Glass	PE7ZEGUJ	10/1440	CA, PA
CorePro 2-pin PL-C (Type A) ballast compatible														
532341	929001884804	046677532345	5PL-C/LED/13H/840/IF5/P/2P 20/1	5	G24d	82	4000	50000	580	Ballast Dep.	Plastic	No Category	20/4760	CA, PA
CorePro 4-pin PL-C (Type A) ballast compatible														
532408	929001885404	046677532406	5.5PL-C/LED/13H/830/IF5.5/P/4P 20/1	5.5	G24q	82	3000	50000	550	Ballast Dep.	Plastic	No Category	20/4760	CA, PA
532416	929001885504	046677532413	5.5PL-C/LED/13H/835/IF5.5/P/4P 20/1	5.5	G24q	82	3500	50000	580	Ballast Dep.	Plastic	No Category	20/4760	CA, PA
532424	929001885604	046677532420	5.5PL-C/LED/13H/840/IF5.5/P/4P 20/1	5.5	G24q	82	4000	50000	580	Ballast Dep.	Plastic	No Category	20/4760	CA, PA
532465	929001886004	046677532468	5.5PL-C/LED/13W/840/IF5.5/P/4P 20/1	5.5	G24q	82	4000	50000	580	Ballast Dep.	Plastic	No Category	20/3600	CA, PA
CorePro 4-pin PL-C/T (Type A) ballast compatible														
458364	929001388004	046677458362	8.5PL-C/T LED/26H-2700 IF 4P 10/1	8.5	GX24Q	80	2700	50000	900	Ballast Dep.	Plastic	P227UKPG	10/4140	CA, PA
458372	929001388104	046677458379	8.5PL-C/T LED/26H-3000 IF 4P 10/1	8.5	GX24Q	80	3000	50000	900	Ballast Dep.	Plastic	PYH575V7	10/4140	CA, PA
458380	929001388204	046677458386	8.5PL-C/T LED/26H-3500 IF 4P 10/1	8.5	GX24Q	80	3500	50000	900	Ballast Dep.	Plastic	P1956NU5	10/4140	CA, PA
458398	929001388304	046677458393	8.5PL-C/T LED/26H-4000 IF 4P 10/1	8.5	GX24Q	80	4000	50000	950	Ballast Dep.	Plastic	PUK7J4AA	10/4140	CA, PA
458406	929001388404	046677458409	10.5PL-C/T LED/26V-2700 IF 4P 10/1	10.5	GX24Q	>80	2700	50000	1200	Ballast Dep.	Plastic	PW2GPMX6	10/2960	CA, PA
458414	929001388504	046677458416	10.5PL-C/T LED/26V-3000 IF 4P 10/1	10.5	GX24Q	>80	3000	50000	1200	Ballast Dep.	Plastic	PGTBTMF9	10/2960	CA, PA
458422	929001388604	046677458423	10.5PL-C/T LED/26V-3500 IF 4P 10/1	10.5	GX24Q	>80	3500	50000	1200	Ballast Dep.	Plastic	PZ1KKRNR	10/2960	CA, PA
458430	929001388704	046677458430	10.5PL-C/T LED/26V-4000 IF 4P 10/1	10.5	GX24Q	>80	4000	50000	1300	Ballast Dep.	Plastic	PV2HQGZW	10/2960	CA, PA
476077	929001819804	046677476076	12PLC/T LED/32H/830/IF/4P/DIM 1PK 10/1	12	G24/Gx24	>80	3000	50000	1350	Ballast Dep.	Plastic	PO8NB9Q1	10/4140	CA, PA
476119	929001820204	046677476113	12PLC/T LED/32W/830/IF/4P/DIM 1PK 10/1	12	G24/Gx24	>80	3000	50000	1400	Ballast Dep.	Plastic	PEIZQ8AS	10/4140	CA, PA
476127	929001820304	046677476120	12PLC/T LED/32W/835/IF/4P/DIM 1PK 10/1	12	G24/Gx24	>80	3500	50000	1450	Ballast Dep.	Plastic	PJG8ADHK	10/4140	CA, PA
476085	929001819904	046677476083	12PLC/T LED/32H/835/IF/4P/DIM 1PK 10/1	12	G24/Gx24	>80	3500	50000	1400	Ballast Dep.	Plastic	PZHF15J0	10/4140	CA, PA
476093	929001820004	046677476090	12PLC/T LED/32H/840/IF/4P/DIM 1PK 10/1	12	G24/Gx24	>80	4000	50000	1450	Ballast Dep.	Plastic	PT5IC4ON	10/4140	CA, PA
476135	929001820404	046677476137	12PLC/T LED/32W/840/IF/4P/DIM 1PK 10/1	12	G24/Gx24	>80	4000	50000	1500	Ballast Dep.	Plastic	PFKHAQA	10/4140	CA, PA
CorePro 4-pin PL-C/T CCT Selectable (Type B)														
577890	929003477604	046677577896	8PL-C/T/COR/26H-3CCT/MF10/P/20/1	8	G24d-3 G24q-3 GX24q-3	>80	3000/3500/4000	30000	975/1000/ 1050	100-277	Plastic	Not DLC	20/4900	CA, PA
577908	929003477704	046677577902	8PL-C/T/COR/26V-3CCT/MF10/P/20/1	8	G24d-3 G24q-3 GX24q-3	>80	3000/3500/4000	30000	975/1000/ 1050	100-277	Plastic	Not DLC	20/3600	CA, PA
577916	929003477804	046677577919	11PL-C/T/COR/32H-3CCT/MF15/P/20/1	11	G24d-3 G24q-3 GX24q-3	>80	3000/3500/4000	30000	1425/1450/ 1500	100-277	Plastic	Not DLC	20/4900	CA, PA
577924	929003477904	046677577926	11PL-C/T/COR/32V-3CCT/MF15/P/20/1	11	G24d-3 G24q-3 GX24q-3	>80	3000/3500/4000	30000	1425/1450/ 1500	100-277	Plastic	Not DLC	20/3600	CA, PA
CorePro 4-pin PL-C/T CCT Selectable (Type A+B)														
589788	929003807304	046677589783	16PL-C/T/COR/42HV-5CCT/FF18/4P 10/1	16	G24/Gx24	82	2700/3000/3500/ 4000/5000	50000	1850	Ballast; 120-277	Plastic	S-GT4F5K (H) S-STJYBS (V)	10/1200	CA, PA

1. Savings based on comparison to F32T8 electronic instant start systems.
 2. Tested to B50 L70 requirement. LED lifetime means the length of time (in hours) until half of the LED light sources maintain at least 70% of their initial lumen output (B50, L70).
 * When searching for DLC or NSF listings, please use the first 10-digits only.

PHILIPS

LED HID Replacements

MasterClass Corn Cob

Long life lowers maintenance costs by reducing relamp frequency



115W EX39

150W EX39

450W EX39

Why choose MasterClass Corn Cob LED Lamps?

- Delivers up to 1000W replacements
- Fits within industry ANSI outline offering perfect fit in all HID fixtures
- UL Type B allows installer to bypass the ballast and reduce maintenance costs
- Both 120V-277V & 277V-480V available
- Includes additional safety cable for secure installation
- Suitable for both enclosed and open fixtures
- DLC 5.1 certified



MasterClass Corn Cob LED lamps

Cat. No.	Model Number*	UPC Code	Product Description	Replace (W)	Watts (W)	Base	CRI (min)	CCT (K)	Life (hrs)	Lumens (lm)	Volts (V)	UL Type	DLC ID	C/P Qty	Dist. Center
MasterClass LED corn cob															
564070	929002996404	046677564070	115CC/LED/840/LS EX39 G2 BB 3/1	320	115	EX39	80	4000	50000	18000	120-277	B	PIU2CWND	3/312	CA, PA
564088	929002996504	046677564087	115CC/LED/850/LS EX39 G2 BB 3/1	320	115	EX39	80	5000	50000	18000	120-277	B	PM4XX5Z8	3/312	CA, IL, PA
579003	929003507004	046677579005	115CC/LED/840/LS EX39 G2 BB 277-480V 3/1	320	115	EX39	80	4000	50000	18000	277-480	B	S-64AZUM/S-N52WDF	3/312	CA, PA
579011	929003507104	046677579012	115CC/LED/850/LS EX39 G2 BB 277-480V 3/1	320	115	EX39	80	5000	50000	18000	277-480	B	S-C7Q6VR/S-4ID105	3/312	CA, PA
564096	929002996704	046677564094	150CC/LED/840/LS EX39 G2 BB 3/1	400	150	EX39	80	4000	50000	24000	120-277	B	PFS6E2T5/P5JITDWK	3/312	CA, IL, PA
564112	929002996804	046677564117	150CC/LED/850/LS EX39 G2 BB 3/1	400	150	EX39	80	5000	50000	24000	120-277	B	PYMYMJLJ	3/312	CA, IL, PA
579029	929003507204	046677579029	150CC/LED/840/LS EX39 G2 BB 277-480V 3/1	400	150	EX39	80	4000	50000	23500	277-480	B	S-PME5N3/S-YQNS6C	3/312	CA, IL, PA
579037	929003507304	046677579036	150CC/LED/850/LS EX39 G2 BB 277-480V 3/1	400	150	EX39	80	5000	50000	23500	277-480	B	S-UFWER4/S-L4PWHN	3/312	CA, IL, PA
564732	929003019704	046677564735	450CC/LED/840/LS EX39 BB 3/1	1000	450	EX39	80	4000	50000	65000	277-480	B	P2PMKGIN	3/60	CA, IL, PA
564740	929003019804	046677564742	450CC/LED/850/LS EX39 BB 3/1	1000	450	EX39	80	5000	50000	65000	277-480	B	POM965V4	3/60	CA, IL, PA

* When searching for DLC or NSF listings, please use the first 10-digits only.

LED HID Replacements

MasterClass Corn Cob with Selectable CCT



UL Type B lamps for a range of industrial, commercial and urban applications



Why choose MasterClass Corn Cob LED Lamps?

- Reduce & streamline inventory with three color temperatures in one lamp
- Select lamps are passive cooling which eliminate fan noise by reducing moving parts that require additional maintenance over time
- Up to 80% energy savings¹
- Long life lowers maintenance costs by reducing re-lamp frequency
- UL Type B solution allows installer to bypass the ballast and reduce maintenance costs
- DLC 5.1 Certified

MasterClass Corn Cob LED lamps with Selectable CCT

Cat. No.	Model Number*	UPC Code	Product Description	Replace (W)	Watts (W)	Base	CRI (min)	CCT (K)	Life (hrs)	Lumens (lm)	Volts (V)	UL Type	DLC ID	C/P Qty	Dist. Ctr.
MasterClass LED Corn Cob CCT Selectable (120-277V)															
606250	929004257904	046677606251	18-12-9CC/LED/3PW/3CCT/E26 BB 6/1	50W MH	18-12-9	E26	80	3000/4000/5000	50000	5000K:2400/1600/1200 3000K:2200/1450/1100	120-277	B	No Category	6/900	PA
606269	929004258004	046677606268	27-18-12CC/LED/3PW/3CCT/E26 BB 6/1	70W MH/ 50W HPS	27-18-12	E26	80	3000/4000/5000	50000	5000K:3800/2500/1600 3000K:3600/2400/1500	120-277	B	No Category	6/900	PA
606228	929004258104	046677606220	36-27-18CC/LED/3PW/3CCT/E26 BB 6/1	100W MH/ 70W HPS	36-27-18	E26	80	3000/4000/5000	50000	5000K:5000/3800/2500 3000K:4800/3600/2400	120-277	B	No Category	6/600	PA
606236	929004258204	046677606237	36-27-18CC/LED/3PW/3CCT/EX39 BB 3/1	100W MH/ 70W HPS	36-27-18	EX39	80	3000/4000/5000	50000	5000K:5000/3800/2500 3000K:4800/3600/2400	120-277	B	S-7T08P7	3/564	PA
606244	929004258304	046677606244	54-45-36CC/LED/3PW/3CCT/EX39 BB 3/1	175	54-45-36	EX39	80	3000/4000/5000	50000	5000K:5000/3800/2500 3000K:4800/3600/2400	120-277	B	S-HPK8KD	3/432	PA
570499	929003065504	046677570491	63CC/LED/3CCT/LS EX39 G3 BB 3/1	175	63	EX39	80	3000/4000/5000	50000	7800/8500/8500	120-277	B	PLI2F538JT5L	3/306	CA, IL, PA
MasterClass LED Corn Cob CCT Selectable (active cooling models – not passively cooled) (120-277V)															
583682	929003631404	046677583682	80CC/LED/3CCT/LS EX39 BB 3/1	250	80	EX39	80	3000/4000/5000	50000	12000	120-277	B	S-0371VQ	3/360	CA, PA
583690	929003631504	046677583699	115CC/LED/3CCT/LS EX39 BB 3/1	320	115	EX39	80	3000/4000/5000	50000	17000	120-277	B	S-S5QY09	3/312	CA, PA
583708	929003631604	046677583705	145CC/LED/3CCT/LS EX39 BB 3/1	400	145	EX39	80	3000/4000/5000	50000	22000	120-277	B	S-3SPL5J	3/312	CA, PA

LED system watts of 36W compared to 120W of a C100S54/ALTO.

* When searching for DLC or NSF listings, please use the first 10-digits only.

PHILIPS

LED HID Replacements

CorePro Corn Cob

Offered in both mogul-based and medium-based options



Why choose CorePro Corn Cob LED Lamps?

- Passive cooling lamps eliminate fan noise and reduce moving parts which require additional maintenance over time
- Up to 70% energy savings¹
- Long life lowers maintenance costs by reducing re-lamp frequency
- UL Type B solution allows installer to bypass the ballast and reduce maintenance costs
- Suitable for use in enclosed fixtures
- DLC 5.1 certified



CorePro Corn Cob LED lamps

Catalog Number	Model Number*	UPC Code	Product Description	Watts (W)	Base	CRI (min)	CCT (K)	Lifespan (hrs)	Lumens (lm)	Volts (V)	UL-Type	DLC ID	C/P Qty	Dist. Center
CorePro LED corn cob (E26 base)														
559633	929002395204	046677559632	18CC/LED/830/ND E26 G2 BB 6/1	18	E26	80	3000	50000	2300	120-277	B	No Category	6/900	CA, PA
559641	929002395304	046677559649	18CC/LED/840/ND E26 G2 BB 6/1	18	E26	80	4000	50000	2400	120-277	B	No Category	6/900	CA, PA
559658	929002395404	046677559656	18CC/LED/850/ND E26 G2 BB 6/1	18	E26	80	5000	50000	2500	120-277	B	No Category	6/900	CA, PA
559666	929002395504	046677559663	27CC/LED/830/ND E26 G2 BB 6/1	27	E26	80	3000	50000	3500	120-277	B	No Category	6/720	CA, PA
559674	929002395604	046677559670	27CC/LED/840/ND E26 G2 BB 6/1	27	E26	80	4000	50000	3700	120-277	B	No Category	6/720	CA, PA
559682	929002395704	046677559687	27CC/LED/850/ND E26 G2 BB 6/1	27	E26	80	5000	50000	3800	120-277	B	No Category	6/720	CA, PA
559690	929002395804	046677559694	36CC/LED/830/ND E26 G2 BB 6/1	36	E26	80	3000	50000	5000	120-277	B	No Category	6/456	CA, PA
559708	929002395904	046677559700	36CC/LED/840/ND E26 G2 BB 6/1	36	E26	80	4000	50000	5200	120-277	B	No Category	6/456	CA, PA
559716	929002396004	046677559717	36CC/LED/850/ND E26 G2 BB 6/1	36	E26	80	5000	50000	5400	120-277	B	No Category	6/456	CA, PA
CorePro LED corn cob (EX39 base)														
564120	929002998904	046677564124	36CC/LED/830/LS EX39 G3 BB 3/1	36	EX39	80	3000	50000	5000	120-277	B	PLM1K5CYBG70	3/408	PA
564153	929002999004	046677564155	36CC/LED/840/LS EX39 G3 BB 3/1	36	EX39	80	4000	50000	5200	120-277	B	PLPB78A46RFU	3/408	PA
564161	929002999104	046677564162	36CC/LED/850/LS EX39 G3 BB 3/1	36	EX39	80	5000	50000	5400	120-277	B	PLRN7FDI00ED	3/408	PA
564179	929002999204	046677564179	45CC/LED/830/LS EX39 G3 BB 3/1	45	EX39	80	3000	50000	6200	120-277	B	PLTD4XA0V3QH	3/306	PA
564187	929002999304	046677564186	45CC/LED/840/LS EX39 G3 BB 3/1	45	EX39	80	4000	50000	6500	120-277	B	PL3P4HE3UL14	3/306	PA
564203	929002999504	046677564209	54CC/LED/830/LS EX39 G3 BB 3/1	54	EX39	80	3000	50000	7500	120-277	B	PLBYTGTV2NP0	3/306	PA
564211	929002999604	046677564216	54CC/LED/840/LS EX39 G3 BB 3/1	54	EX39	80	4000	50000	7800	120-277	B	PLPTCF95VDU7	3/306	PA
564229	929002999704	046677564223	54CC/LED/850/LS EX39 G3 BB 3/1	54	EX39	80	5000	50000	8000	120-277	B	PLUBY004T3S2	3/306	CA, PA
564237	929002999804	046677564230	63CC/LED/830/LS EX39 G3 BB 3/1	63	EX39	80	3000	50000	8600	120-277	B	PLI2LOVUXLDT	3/306	PA
564245	929002999904	046677564247	63CC/LED/840/LS EX39 G3 BB 3/1	63	EX39	80	4000	50000	9000	120-277	B	PLD6QBHYH4ZR	3/306	PA
564252	929003000004	046677564254	63CC/LED/850/LS EX39 G3 BB 3/1	63	EX39	80	5000	50000	9200	120-277	B	PL6A9CH8G67L	3/306	PA

1. LED system watts of 36W compared to 120W of a C100S54/ALTO.
 * When searching for DLC or NSF listings, please use the first 10-digits only.



UL Type B ballast bypass lamps for a range of indoor and outdoor applications



Why choose CorePro Glass LED Lamps?

- Low initial investment with short payback
- Glass filament design for same look and feel as conventional HID
- Patented High Power LED filament design for superior light quality and uniformity
- New mogul base lamps are DLC 5.1 listed (rebate-enabled) as of June 2024
- Suitable for indoor / outdoor applications
- Suitable for Enclosed and open fixtures

CorePro Glass LED lamps

Catalog Number	Model Number*	UPC Code	Product Description	Watts (W)	Base	CRI (min)	CCT (K)	Lifespan (hrs)	Lumens (lm)	Volts (V)	UL-Type	DLC ID	Case/Pallet Qty	Distribution Center	
CorePro Glass LED HID Lamps (E26 base)															
588137	929003772404	046677588137	15GC/LED/830/ND E26 BB 6/1	15	E26	80	3000	25000	2300	120-277	B	No Category	6/672	PA	
588145	929003772504	046677588144	15GC/LED/840/ND E26 BB 6/1	15	E26	80	4000	25000	2500	120-277	B	No Category	6/672	PA	
588152	929003772604	046677588151	15GC/LED/850/ND E26 BB 6/1	15	E26	80	5000	25000	2500	120-277	B	No Category	6/672	PA	
588160	929003772704	046677588168	25GC/LED/830/ND E26 BB 6/1	25	E26	80	3000	25000	3600	120-277	B	No Category	6/390	PA	
588178	929003772804	046677588175	25GC/LED/840/ND E26 BB 6/1	25	E26	80	4000	25000	4000	120-277	B	No Category	6/390	PA	
588186	929003772904	046677588182	25GC/LED/850/ND E26 BB 6/1	25	E26	80	5000	25000	4000	120-277	B	No Category	6/390	PA	
CorePro Glass LED HID Lamps (EX39 base)															
588194	929003773004	046677588199	34GC/LED/830 EX39 BB 6/1	34	EX39	80	3000	50000	5400	120-277	B	S-0G9G8V	6/240	PA	
588202	929003773104	046677588205	34GC/LED/840 EX39 BB 6/1	34	EX39	80	4000	50000	6000	120-277	B	S-NVDY0Z	6/240	PA	
588210	929003773204	046677588212	34GC/LED/850 EX39 BB 6/1	34	EX39	80	5000	50000	6000	120-277	B	S-BXD95Z	6/240	PA	
588228	929003773304	046677588229	45GC/LED/830 EX39 BB 6/1	45	EX39	80	3000	50000	6800	120-277	B	S-16HJL	6/240	PA	
588236	929003773404	046677588236	45GC/LED/840 EX39 BB 6/1	45	EX39	80	4000	50000	7500	120-277	B	S-9GMV5G	6/240	PA	
588244	929003773504	046677588243	45GC/LED/850 EX39 BB 6/1	45	EX39	80	5000	50000	7500	120-277	B	S-QVDY11	6/240	PA	
588251	929003773604	046677588250	54GC/LED/830 EX39 BB 6/1	54	EX39	80	3000	50000	9000	120-277	B	S-ZWS8D5	6/192	PA	
588269	929003773704	046677588267	54GC/LED/840 EX39 BB 6/1	54	EX39	80	4000	50000	10000	120-277	B	S-FYS96T	6/192	PA	
588277	929003773804	046677588274	54GC/LED/850 EX39 BB 6/1	54	EX39	80	5000	50000	10000	120-277	B	S-6X5YLT	6/192	PA	

* When searching for DLC or NSF listings, please use the first 10-digits only.

PHILIPS

LED HID Replacements

TrueForce High Bay

**Instant-on for
no warm-up time**



145/165W EX39

PIR sensor




Bottom view



Side view

Why choose TrueForce High Bay LED Lamps?

- Easy to install and works on wide voltage (120–277V)
- Available in Ballast Bypass UL Type B as well as UL Type A options
- Wide operating temperature range for industrial applications: -40°F to 130°F (-40°C to 55°C)
- Narrow and wide beam options to ensure uniform light distribution in application
- UL Type B lamps are suitable for use in enclosed fixtures & DLC certified



TrueForce High Bay LED lamps

Catalog Number	Model Number*	UPC Code	Product Description	Watts (W)	Base	CRI (min)	CCT (K)	Lifespan (hrs)	Lumens (lm)	Volts (V)	UL-Type	DLC ID	C/P Qty	Dist. Center
TrueForce LED high bay														
563932	929002496004	046677563936	145HB/LED/840/D NB DL BB G2 4/1	145	EX39	80	4000	50000	20000	120-277	B	P8WLG09H	4/48	CA, PA
563940	929002496104	046677563943	145HB/LED/840/D WB UDL BB G2 4/1	145	EX39	80	4000	50000	20000	120-277	B	PSVZ6SE9	4/48	CA,IL, PA
563956	929002496204	046677563950	145HB/LED/850/D NB DL BB G2 4/1	145	EX39	80	5000	50000	20000	120-277	B	P55179KZ	4/48	CA, PA
563964	929002496304	046677563967	145HB/LED/850/D WB UDL BB G2 4/1	145	EX39	80	5000	50000	20000	120-277	B	PBK8814S	4/48	CA, PA
563972	929002496404	046677563974	165HB/LED/840/D NB DL BB G2 4/1	165	EX39	80	4000	50000	25000	120-277	B	PVDOQT7F	4/48	PA
563980	929002496504	046677563981	165HB/LED/840/D WB UDL BB G2 4/1	165	EX39	80	4000	50000	25000	120-277	B	P8YLC2U	4/48	PA
563998	929002496604	046677563998	165HB/LED/850/D NB DL BB G2 4/1	165	EX39	80	5000	50000	25000	120-277	B	PIOLNZ0S	4/48	IL, PA
564005	929002496704	046677564001	165HB/LED/850/D WB UDL BB G2 4/1	165	EX39	80	5000	50000	25000	120-277	B	P68AJMDV	4/48	PA
TrueForce LED high bay Accessory														
564013	929002497104	—	LED highbay sensor accessory	N/A	N/A	N/A	N/A	N/A	N/A	N/A	N/A	—	4/3024	PA

* When searching for DLC or NSF listings, please use the first 10-digits only.

LED Spots

MasterClass TrueForce PAR



Type B – Ballast bypass lamps



Why choose MasterClass TrueForce PAR LED Lamps?

- Unique single-optic lens design for accent lighting reduces glare to improve shopper experience
- High lumen LED PAR lamps that are the perfect transition from CDM lamps
- 25,000-hour rated average life¹
- 3-year limited warranty²
- No mercury allowing for non-hazardous waste disposal (no Hg)
- Emit virtually no UV/IR light in the beam

MasterClass TrueForce PAR LED aluminum lamps

Catalog Number	Model Number	UPC Code	Product Description	Watts (W)	Base	CRI (min)	CCT (K)	Lifespan (hrs)	Lumens (lm)	Beam	MBCP	Volts (V)	Case/Pallet Qty	Dist. Center
MasterClass TrueForce – PAR30L														
534644	929001917004	046677534646	25.5PAR30L/PER/830/S15/ND/120-277V 6/1FB	26	E26	80	3000	25000	2500	15	16000	120-277	6/768	CA, PA
MasterClass TrueForce – PAR38														
534602	929001916804	046677534608	33PAR38/PER/830/S15/DIM/120V 6/1FB	33	E26	80	3000	25000	3000	15	35000	120	6/420	CA, PA
534628	929001919604	046677534622	33PAR38/PER/830/S15/DIM/120V B 6/1FB	33	E26	80	3000	25000	3000	15	35000	120	6/420	CA, PA
534636	929001919704	046677534639	33PAR38/PER/830/F25/DIM/120V B 6/1FB	33	E26	80	3000	25000	3000	25	10000	120	6/420	CA, PA
534610	929001916904	046677534615	33PAR38/PER/830/F25/DIM/120V 6/1FB	33	E26	80	3000	25000	3000	25	10000	120	6/420	CA, PA
534594	929001916704	046677534592	36PAR38/PER/830/F25/ND/120V 6/1FB	36	E26	80	3000	25000	3800	25	11400	120	6/420	CA, PA
569723	929003063504	046677569723	27PAR38TrueF 830 F15 DIM 120V-277V 6/1FB	27	E26	80	3000	25000	2800	15	N/A	120-277	6/120	PA

1. Tested to B50 L70 requirement. LED lifetime means the length of time (in hours) until half of the LED light sources maintain at least 70% of their initial lumen output (B50, L70).
 2. See www.signify.com/warranties for details.

LED Spots

MasterClass ExpertColor PAR



Easy to replace/retrofit in most current halogen fixtures

Why choose MasterClass ExpertColor PAR LED Lamps?

- Consistent color and lumen maintenance over life of product
- Deep dimming below 5%
- Up to 90% energy savings compared to halogen lamps²
- Average life rating of up to 40,000 hrs¹
- Up to 5-year limited warranty³
- No mercury allowing for non-hazardous waste disposal (no Hg)
- Emit virtually no UV/IR light in the beam



MasterClass ExpertColor PAR LED plastic lamps

Catalog Number	Model Number	UPC Code	Product Description	Watts (W)	Base	CRI (min)	CCT (K)	Lifespan (hrs)	Lumens (lm)	Beam	MBCP	Volts (V)	Case/Pallet Qty	Dist. Center	
MasterClass ExpertColor - PAR30L															
587626	929003755604	046677587628	10PAR30L/EXPERTCOLOR/F40/927/P/D/T/JA8	10	E26	90	2700	40000	950	40	2000	120	6/672	CA, PA	
587543	929003754804	046677587543	10PAR30L/EXPERTCOLOR RETAIL/S10/930/D	10	E26	90	3000	25000	1000	10	10000	120	6/672	CA, PA	
587550	929003754904	046677587550	10PAR30L/EXPERTCOLOR RETAIL/F25/930/D	10	E26	90	3000	25000	1000	25	5000	120	6/672	PA	
587568	929003755004	046677587567	10PAR30L/EXPERTCOLOR RETAIL/F40/930/D	10	E26	90	3000	25000	1000	40	2500	120	6/672	PA	
587634	929003755704	046677587635	10PAR30L/EXPERTCOLOR/F25/940/P/D/T/JA8	10	E26	90	4000	40000	1000	25	5000	120	6/672	PA	
587642	929003755804	046677587642	10PAR30L/EXPERTCOLOR/F40/940/P/D/T/JA8	10	E26	90	4000	40000	1000	25	2500	120	6/672	PA	
MasterClass ExpertColor - PAR30S															
587600	929003755404	046677587604	10PAR30S/EXPERTCOLOR/F25/927/P/D/T/JA8	10	E26	90	2700	40000	950	25	4500	120	6/960	PA	
587618	929003755504	046677587611	10PAR30S/EXPERTCOLOR/F40/927/P/D/T/JA8	10	E26	90	2700	40000	950	40	2000	120	6/960	PA	
587576	929003755104	046677587574	10PAR30S/EXPERTCOLOR RETAIL/S10/930/D	10	E26	90	3000	25000	1000	10	10000	120	6/960	CA, PA	
587584	929003755204	046677587581	10PAR30S/EXPERTCOLOR RETAIL/F25/930/D	10	E26	90	3000	25000	1000	25	5000	120	6/960	PA	
587592	929003755304	046677587598	10PAR30S/EXPERTCOLOR RETAIL/F40/930/D	10	E26	90	3000	25000	1000	40	2500	120	6/960	PA	
590216	929004579004	046677470944	10PAR30S/EXPERTCOLOR/F40/940/P/D/T/JA8	10	E26	90	4000	40000	1000	40	2500	120	6/960	PA	

1. Tested to B50 L70 requirement. LED lifetime means the length of time (in hours) until half of the LED light sources maintain at least 70% of their initial lumen output (B50, L70).
 2. A 17W PAR38 LED lamp uses up to 88% less energy than traditional halogen lamps.
 3. See www.signify.com/warranties for details.

LED Spots

MasterClass ExpertColor PAR



Easy to replace/retrofit in most current halogen fixtures



Why choose MasterClass ExpertColor PAR LED Lamps?

- Consistent color and lumen maintenance over life of product
- Deep dimming below 5%
- Up to 90% energy savings compared to halogen lamps²
- Average life rating of up to 40,000 hrs¹
- Up to 5-year limited warranty³
- No mercury allowing for non-hazardous waste disposal (no Hg)
- Emit virtually no UV/IR light in the beam

MasterClass ExpertColor PAR LED plastic lamps

Catalog Number	Model Number	UPC Code	Product Description	Watts (W)	Base	CRI (min)	CCT (K)	Lifespan (hrs)	Lumens (lm)	Beam	MBCP	Volts (V)	Case/Pallet Qty	Dist. Center
MasterClass ExpertColor – PAR38														
587485	929003754204	046677587482	14PAR38/EXPERTCOLOR/S8/927/P/D/T20/JA8	14	E26	90	2700	40000	1250	8	24000	120	6/420	PA
587493	929003754304	046677587499	14PAR38/EXPERTCOLOR/F25/927/P/D/T20/JA8	14	E26	90	2700	40000	1250	25	6500	120	6/420	CA, PA
587501	929003754404	046677587505	14PAR38/EXPERTCOLOR/F40/927/P/D/T20/JA8	14	E26	90	2700	40000	1250	40	3000	120	6/420	PA
587444	929003753804	046677587444	14PAR38/EXPERTCOLOR RETAIL/S8/930/P/D	14	E26	90	3000	25000	1350	8	26000	120	6/420	PA
587451	929003753904	046677587451	14PAR38/EXPERTCOLOR RETAIL/F25/930/P/D	14	E26	90	3000	25000	1350	25	7000	120	6/420	CA, PA
587477	929003754104	046677587475	14PAR38/EXPERTCOLOR RETAIL/F25/930/P/D/B	14	E26	90	3000	25000	1350	25	7000	120	6/420	CA, PA
587469	929003754004	046677587468	14PAR38/EXPERTCOLOR RETAIL/F40/930/P/D	14	E26	90	3000	25000	1350	40	3400	120	6/420	CA, PA
587519	929003754504	046677587512	14PAR38/EXPERTCOLOR/S8/940/P/D/T20/JA8	14	E26	90	4000	40000	1350	8	26000	120	6/420	PA
587527	929003754604	046677587529	14PAR38/EXPERTCOLOR/F25/940/P/D/T20/JA8	14	E26	90	4000	40000	1350	25	7000	120	6/420	PA
587535	929003754704	046677587536	14PAR38/EXPERTCOLOR/F40/940/P/D/T20/JA8	14	E26	90	4000	40000	1350	40	3400	120	6/420	PA
PAR38 90W lamp equivalent dimming (plastic) – Selectable Multi-Pack														
586479	929003741003	046677586478	10PAR38/90W/DipS/5CCT/40D/D/P/E26/T20	10	E26	90	2700 3000 3500 4000 5000	25000	900	40	1533	120	2/160	–

1. Tested to B50 L70 requirement. LED lifetime means the length of time (in hours) until half of the LED light sources maintain at least 70% of their initial lumen output (B50, L70).
 2. A 17W PAR38 LED lamp uses up to 88% less energy than traditional halogen lamps.
 3. See www.signify.com/warranties for details.

PHILIPS

LED Spots

CorePro Plastic PAR



Contemporary plastic lamp design comes in white with select models in black to match fixtures at retail.

Why choose CorePro PAR LED Lamps?

- Average life rating of 25,000 hours¹
- Easy LED retrofit solution in installs requiring compliance with halogen ban
- Complies with Title 20 & JA8 regulations
- Non-hazardous waste disposal (no Hg)
- 3-year limited warranty²
- Damp and wet location ratings suitable for Indoor and Outdoor applications
- Dimmable and enclosed-rated
- Emit virtually no UV/IR light in the beam



CorePro PAR LED plastic lamps

Catalog Number	Model Number	UPC Code	Product Description	Watts (W)	Base	CRI (min)	CCT (K)	Lifespan (hrs)	Lumens (lm)	Beam	MBCP	Volts (V)	Case/Pallet Qty	Dist. Center	
CorePro Plastic - PAR20 dimmable															
586354	929003739304	046677586355	5.5PAR20/COR/F25/927-922/DIM/P/T20 6/1FB	5.5	E26	90	2200-2700	25000	600	25	1300	120	6/2244	CA, PA	
586362	929003739404	046677586362	5.5PAR20/COR/F40/927-922/DIM/P/T20 6/1FB	5.5	E26	90	2200-2700	25000	600	40	800	120	6/2244	CA, PA	
586370	929003739504	046677586379	5.5PAR20/COR/F25/930/DIM/P/T20 6/1FB	5.5	E26	90	3000	25000	600	25	1500	120	6/2244	CA, PA	
586388	929003739604	046677586386	5.5PAR20/COR/F40/930/DIM/P/T20 6/1FB	5.5	E26	90	3000	25000	600	40	1000	120	6/2244	CA, PA	
586396	929003739704	046677586393	5.5PAR20/COR/F25/940/DIM/P/T20 6/1FB	5.5	E26	90	4000	25000	600	25	1500	120	6/2244	CA	
586404	929003739804	046677586409	5.5PAR20/COR/F40/940/DIM/P/T20 6/1FB	5.5	E26	90	4000	25000	600	40	1000	120	6/2244	CA, PA	
CorePro Plastic - PAR30L dimmable															
586263	929003738404	046677586263	8.5PAR30L/COR/927/F25/D/P/ULW/T20 6/1FB	8.5	E26	90	2700	25000	850	25	3300	120	6/768	CA, PA	
586271	929003738504	046677586270	8.5PAR30L/COR/927/F40/D/P/ULW/T20 6/1FB	8.5	E26	90	2700	25000	850	40	1600	120	6/768	CA, PA	
586289	929003738604	046677586287	8.5PAR30L/COR/930/F25/D/P/ULW/T20 6/1FB	8.5	E26	90	3000	25000	900	25	3300	120	6/768	CA, PA	
586297	929003738704	046677586294	8.5PAR30L/COR/930/F40/D/P/ULW/T20 6/1FB	8.5	E26	90	3000	25000	900	40	1600	120	6/768	CA, PA	
587402	929003753404	046677587406	8.5PAR30L/COR/940/F25/D/P/ULW/T20 6/1FB	8.5	E26	90	4000	25000	900	25	3300	120	6/768	CA	
587410	929003753504	046677587413	8.5PAR30L/COR/940/F40/D/P/ULW/T20 6/1FB	8.5	E26	90	4000	25000	900	40	1600	120	6/768	CA, PA	
CorePro Plastic - PAR30S dimmable															
586305	929003738804	046677586300	8.5PAR30S/COR/927/F25/D/P/ULW/T20 6/1FB	8.5	E26	90	2700	25000	850	25	3300	120	6/1320	CA, PA	
586313	929003738904	046677586317	8.5PAR30S/COR/927/F40/D/P/ULW/T20 6/1FB	8.5	E26	90	2700	25000	850	40	1600	120	6/1320	CA, PA	
586339	929003739104	046677586331	8.5PAR30S/COR/930/F40/D/P/ULW/T20 6/1FB	8.5	E26	90	3000	25000	900	40	1600	120	6/1320	PA	
586347	929003739204	046677586348	8.5PAR30S/COR/935/F25/D/P/ULW/T20 6/1FB	8.5	E26	90	3500	25000	900	25	3300	120	6/1320	CA, PA	
586321	929003739004	046677586324	8.5PAR30S/COR/930/F25/D/P/ULW/T20 6/1FB	8.5	E26	90	3000	25000	900	25	3300	120	6/1320	CA, PA	
587428	929003753604	046677587420	8.5PAR30S/COR/940/F25/D/P/ULW/T20 6/1FB	8.5	E26	90	4000	25000	900	25	3300	120	6/1320	CA, PA	
587436	929003753704	046677587437	8.5PAR30S/COR/940/F40/D/P/ULW/T20 6/1FB	8.5	E26	90	4000	25000	900	40	1600	120	6/1320	CA, PA	

1. Tested to B50 L70 requirement. LED lifetime means the length of time (in hours) until half of the LED light sources maintain at least 70% of their initial lumen output (B50, L70).
 2. See www.signify.com/warranties for details.


PHILIPS

LED Spots

CorePro Plastic PAR



Contemporary plastic lamp design comes in white with select models in black to match fixtures at retail.



Why choose CorePro PAR LED Lamps?

- Average life rating of 25,000 hours¹
- Easy LED retrofit solution in installs requiring compliance with halogen ban
- Complies with Title 20 & JA8 regulations
- Non-hazardous waste disposal (no Hg)
- 3-year limited warranty²
- Damp and wet location ratings suitable for Indoor and Outdoor applications
- Dimmable and enclosed-rated
- Emit virtually no UV/IR light in the beam

CorePro PAR LED plastic lamps

Catalog Number	Model Number	UPC Code	Product Description	Watts (W)	Base	CRI (min)	CCT (K)	Lifespan (hrs)	Lumens (lm)	Beam	MBCP	Volts (V)	Case/Pallet Qty	Dist. Center	
CorePro Plastic - PAR38 dimmable															
586214	929003737904	046677586218	10PAR38/COR/927/F25/DIM/P/ULW/T20 6/1FB	10	E26	90	2700	25000	1000	25	4100	120	6/420	CA, PA	
586222	929003738004	046677586225	10PAR38/COR/927/F40/DIM/P/ULW/T20 6/1FB	10	E26	90	2700	25000	1000	40	1800	120	6/420	CA, PA	
586230	929003738104	046677586232	10PAR38/COR/930/F25/DIM/P/ULW/T20 6/1FB	10	E26	90	3000	25000	1000	25	4100	120	6/420	CA, PA	
586248	929003738204	046677586249	10PAR38/COR/930/F40/DIM/P/ULW/T20 6/1FB	10	E26	90	3000	25000	1000	40	1900	120	6/420	CA, PA	
586255	929003738304	046677586256	10PAR38/COR/940/F40/DIM/P/ULW/T20 6/1FB	10	E26	90	4000	25000	1000	40	1900	120	6/420	CA, PA	
586115	929003736904	046677586119	13PAR38/COR/927/F25/DIM/P/ULW/T20 6/1FB	13	E26	90	2700	25000	1300	25	5700	120	6/420	PA	
586123	929003737004	046677586126	13PAR38/COR/927/F40/DIM/P/ULW/T20 6/1FB	13	E26	90	2700	25000	1300	40	2450	120	6/420	CA, PA	
586164	929003737404	046677586164	13PAR38/COR/940/F40/DIM/P/ULW/T20 6/1FB	13	E26	90	4000	25000	1300	40	2500	120	6/420	CA, PA	
586172	929003737504	046677586171	13PAR38/COR/950/F25/DIM/P/ULW/T20 6/1FB	13	E26	90	5000	25000	1300	25	6000	120	6/420	CA, PA	
v586180	929003737604	046677586188	13PAR38/COR/950/F40/DIM/P/ULW/T20 6/1FB	13	E26	90	5000	25000	1300	40	2500	120	6/420	PA	
586198	929003737704	046677586195	13PAR38/COR/930/F25/D/P/ULW/B/T20 6/1FB	13	E26	90	3000	25000	1300	25	6000	120	6/420	PA	
586206	929003737804	046677586201	13PAR38/COR/935/F25/DIM/P/ULW/T20 6/1FB	13	E26	90	3500	25000	1300	25	6000	120	6/420	CA, PA	
586131	929003737104	046677586133	13PAR38/COR/930/F25/DIM/P/ULW/T20 6/1FB	13	E26	90	3000	25000	1300	25	6000	120	6/420	CA, PA, IL	
586149	929003737204	046677586140	13PAR38/COR/930/F40/DIM/P/ULW/T20 6/1FB	13	E26	90	3000	25000	1300	40	2500	120	6/420	CA, PA	
586156	929003737304	046677586157	13PAR38/COR/940/F25/DIM/P/ULW/T20 6/1FB	13	E26	90	4000	25000	1300	25	6000	120	6/420	CA, PA	

1. Tested to B50 L70 requirement. LED lifetime means the length of time (in hours) until half of the LED light sources maintain at least 70% of their initial lumen output (B50, L70).
 2. See www.signify.com/warranties for details.



Clearly defined beam spread enhancing the appearance of items on display

Why choose MasterClass MR16 LED Lamps?

- Easy to replace/retrofit in most current halogen fixtures
- Compatible with most commonly available halogen transformers
- Average life rating of 25,000 hours¹
- No mercury allowing for non-hazardous waste disposal
- Emit virtually no UV/IR light in the beam
- 3-year limited warranty²



MasterClass MR16 LED lamps

Catalog Number	Model Number	UPC Code	Product Description	Watts (W)	Base	CRI (min)	CCT (K)	Lifespan (hrs)	Lumens (lm)	Beam	MBCP	Volts (V)	C/P Qty	Dist. Center
MasterClass Warm Glow – MR16 (aluminum)														
574400	929003087104	046677574406	6.5MR16/F25/2700-2200 DIM 12V	6.5	GU5.3	80	2200-2700	25000	455	25	1601	12V AC elect.	10/8160	PA
574418	929003087204	046677574413	6.5MR16/F35/2700-2200 DIM 12V	6.5	GU5.3	80	2200-2700	25000	455	35	950	12V AC elect.	10/8160	CA, PA
MasterClass ExpertColor – MR16 (aluminum)														
573584	929003080804	046677573584	7.8MR16/PER/930/S10/Dim/EC/12V 10/1FB	7.8	GU5.3	95	3000	25000	480	10	5300	12V AC elect.	10/8160	PA
573600	929003081004	046677573607	7.8MR16/PER/927/F25/Dim/EC/12V 10/1FB	7.8	GU5.3	95	2700	25000	480	25	2330	12V AC elect.	10/8160	CA, PA
573618	929003081104	046677573614	7.8MR16/PER/930/F25/Dim/EC/12V 10/1FB	7.8	GU5.3	95	3000	25000	480	25	2330	12V AC elect.	10/8160	PA, IL
573642	929003081404	046677573645	7.8MR16/PER/930/F35/Dim/EC/12V 10/1FB	7.8	GU5.3	95	3000	25000	480	35	1320	12V AC elect.	10/8160	PA
MasterClass ExpertColor – MR16 dimmable (complies with Title 20 and JAB regulations)														
573535	929003080304	046677573539	6.3MR16/LED/F25/927/D/EC/12V T20 10/1FB	6.3	GU5.3	91	2700	25000	470	25	1960	12V AC elect.	10/8160	CA, PA
573550	929003080504	046677573553	6.3MR16/LED/F35/927/D/EC/12V T20 10/1FB	6.3	GU5.3	91	2700	25000	470	35	1110	12V AC elect.	10/8160	CA, PA
573568	929003080604	046677573560	6.3MR16/LED/F35/930/D/EC/12V T20 10/1FB	6.3	GU5.3	91	3000	25000	470	35	1110	12V AC elect.	10/8160	CA, PA

1. Tested to B50 L70 requirement. LED lifetime means the length of time (in hours) until half of the LED light sources maintain at least 70% of their initial lumen output (B50, L70).
 2. See www.signify.com/warranties for details.



Glass housing and single optic lens provides **crisp and uniform beam**

Why choose CorePro GU10 & MR16 LED Lamps?

- Suitable for use in enclosed fixtures¹
- "Perfect fit" mechanical design fits most MR16 fixtures
- Average life rating of 25,000 hours²
- 3-year limited warranty³

CorePro GU10 & MR16 LED lamps

Catalog Number	Model Number	UPC Code	Product Description	Watts (W)	Base	CRI (min)	CCT (K)	Lifespan (hrs)	Lumens (lm)	MBCP	Beam	Volts (V)	C/P Qty	Dist. Center	
CorePro Glass – GU10 (glass)															
471565	929002055304	046677471569	4GU10/LED/927-22/F35/G/WG/T20 10/1	4	GU10	90	2700 WG	25000	380	600	35	120	10/5700	CA, PA	
468140	929002055504	046677468149	4GU10/LED/930/F35/DIM/G/120V T20 10/1	4	GU10	90	3000	25000	380	600	35	120	10/5700	CA, PA	
CorePro Glass – MR16 (aluminum)															
573865	929003076204	046677573867	7MR16/LED/827/F25/DIM 12V 10/1FB	7	GU5.3	80	2700	25000	515	2400	25	12V AC elect.	10/8160	CA, PA	
573881	929003076404	046677573881	7MR16/LED/827/F35/DIM 12V 10/1FB	7	GU5.3	80	2700	25000	515	1350	35	12V AC elect.	10/8160	CA, PA	
573873	929003076304	046677573874	7MR16/LED/830/F25/DIM 12V 10/1FB	7	GU5.3	80	3000	25000	515	2500	25	12V AC elect.	10/8160	CA, PA	
573899	929003076504	046677573898	7MR16/LED/830/F35/DIM 12V 10/1FB	7	GU5.3	80	3000	25000	515	1350	35	12V AC elect.	10/8160	CA, PA	
573907	929003072504	046677573904	8MR16/LED/827/F25/DIM 12V 10/1FB	8	GU5.3	80	2700	25000	600	3100	25	12V AC elect.	10/8160	CA, PA	
573931	929003072704	046677573935	8MR16/LED/827/F35/DIM 12V 10/1FB	8	GU5.3	80	2700	25000	600	1700	35	12V AC elect.	10/8160	CA, PA	
573915	929003072604	046677573911	8MR16/LED/830/F25/DIM 12V 10/1FB	8	GU5.3	80	3000	25000	620	3250	25	12V AC elect.	10/8160	PA	
573949	929003072804	046677573942	8MR16/LED/830/F35/DIM 12V 10/1FB	8	GU5.3	80	3000	25000	620	1700	35	12V AC elect.	10/8160	CA, PA	
573955	929003072904	046677573959	8MR16/LED/840/F35/DIM 12V 10/1FB	8	GU5.3	80	4000	25000	660	1800	35	12V AC elect.	10/8160	PA	

1. See Technical Application Guide for complete details. All lamps include an over temperature protection (OTP) feature that systematically reduces the lamp power and consequently its internal temperature should it be subjected to abnormally high ambient temperature conditions.
 2. Tested to B50 L70 requirement. LED lifetime means the length of time (in hours) until half of the LED light sources maintain at least 70% of their initial lumen output (B50, L70).
 3. See www.signify.com/warranties for details.

PHILIPS

LED Spots

MasterClass AR111

**Best-in-class flux,
intensity and beam quality**



Why choose MasterClass AR111 LED Lamps?

- Saves 80% energy when compared to a 75W halogen AR111¹
- Excellent compatibility with most traditional halogen transformers
- “Perfect fit” mechanical design fits AR111 fixtures
- Anti-glare optical bridge to increase visual comfort
- Average life rating up to 40,000 hours²
- Up to 5-year limited warranty³



MasterClass AR111 LED plastic lamps

Catalog Number	Model Number	UPC Code	Product Description	Watts (W)	Base	CRI (min)	CCT (K)	Lifespan (hrs)	Lumens (lm)	MBCP	Beam	Volts (V)	C/P Qty	Dist. Center
MasterClass - AR111														
552448	929002238404	046677552442	12AR111/LED/927/S8/DIM/EC 12V 6/1FB	12	G53	97	2700	40000	650	8000	8	12V AC elect.	6/858	PA
552406	929002238504	046677552404	12AR111/LED/930/S8/DIM/EC 12V 6/1FB	12	G53	97	3000	40000	680	8000	8	12V AC elect.	6/858	CA, PA
552398	929002239904	046677552398	20AR111/LED/930/F25 DIM 12V 6/1FB	20	G53	90	3000	40000	1240	N/A	25	12V AC elect.	6/858	CA, PA

1. Tested to B50 L70 requirement. LED lifetime means the length of time (in hours) until half of the LED light sources maintain at least 70% of their initial lumen output (B50, L70).
2. See www.signify.com/warranties for details.

LED Spots

CorePro Party A19 & PAR



Glass PAR and A19 lamps are UL wet rated for indoor and outdoor use

Why choose CorePro Party A19 & PAR LED Lamps?

- Bright colorful lighting that offers a festive touch perfect for special occasions, parties and holidays
- LED A19 lamps are available in up to six colors in durable plastic or a classic glass finish
- Average life rating of 10,000 hours¹

CorePro Party A19 & PAR LED lamps

Catalog Number	Model Number	UPC Code	Product Description	Repl. (W)	Watts (W)	Base	CRI (min)	CCT (K)	Lifespan (hrs)	Lumens (lm)	MBCP	Volts (V)	C/P Qty	Dist. Center
MasterClass Party Lamps – A19 (glass) non-dimming														
568881	929001937553	046677568887	4A19/PER/PURPLE/G/E26/ND 4/1PF	40	4	E26	N/A	Purple	10000	N/A	N/A	120	4/1484	CA, PA
568865	929001937353	046677568863	4A19/PER/BLUE/G/E26/ND 4/1PF	40	4	E26	N/A	Blue	10000	N/A	N/A	120	4/1484	CA, PA
568873	929001937453	046677568870	4A19/PER/GREEN/G/E26/ND 4/1PF	40	4	E26	N/A	Green	10000	N/A	N/A	120	4/1484	CA, PA
568857	929001937253	046677568856	4A19/PER/YELLOW/G/E26/ND 4/1PF	40	4	E26	N/A	Yellow	10000	N/A	N/A	120	4/1484	CA, PA
568840	929001937153	046677568849	4A19/PER/ORANGE/G/E26/ND 4/1PF	40	4	E26	N/A	Orange	10000	N/A	N/A	120	4/1484	CA, PA
568832	929001937053	046677568832	4A19/PER/RED/G/E26/ND 4/1PF	40	4	E26	N/A	Red	10000	N/A	N/A	120	4/1484	CA, PA
MasterClass Party Lamps – A19 (plastic) non-dimming														
463240	929001998005	046677463243	8A19/LED/BLUE/P/ND 120V 4/1FB	–	8	E26	N/A	Blue	10950	N/A	N/A	120	4/2240	PA
463281	929001997905	046677463281	8A19/LED/GREEN/P/ND 120V 4/1FB	–	8	E26	N/A	Green	10950	N/A	N/A	120	4/2240	PA
463257	929001998105	046677463250	8A19/LED/YELLOW/P/ND 120V 4/1FB	–	8	E26	N/A	Yellow	10950	N/A	N/A	120	4/2240	PA
463273	929001997805	046677463274	8A19/LED/RED/P/ND 120V 4/1FB	–	8	E26	N/A	Red	10950	N/A	N/A	120	4/2240	PA
MasterClass Party Lamps – PAR38 (glass) non-dimming														
568261	929001306533	046677568269	13.5PAR38/PER/BLUE/G/E26/ND/ULW 3/1PF	–	13.5	E26	N/A	Blue	10000	N/A	N/A	120	3/288	–
568287	929001306763	046677568283	13.5PAR38/PER/GREEN/G/E26/ND/ULW 3/1PF	–	13.5	E26	N/A	Green	10000	N/A	N/A	120	3/288	–
568279	929001306633	046677568276	13.5PAR38/PER/YELLOW/G/E26/ND/ULW 3/1PF	–	13.5	E26	N/A	Yellow	10000	N/A	N/A	120	3/288	–
568295	929001306863	046677568290	13.5PAR38/PER/RED/G/E26/ND/ULW 3/1PF	–	13.5	E26	N/A	Red	10000	N/A	N/A	120	3/288	–

1. Tested to B50 L70 requirement. LED lifetime means the length of time (in hours) until half of the LED light sources maintain at least 70% of their initial lumen output (B50, L70).

PHILIPS

LED Bulbs

CorePro A-Shape



Uncompromising quality
with dependable
performance

Why choose CorePro A-Shape LED Lamps?

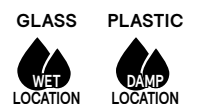
- Up to 90% energy savings compared to incandescent lamps
- Average life rating of 15,000 hours¹
- Selection of lamps suitable for enclosed fixtures
- No mercury allowing for non hazardous waste disposal
- Select lamps Title 20 qualified for California applications
- Expanded dimmable/non-dimmable portfolio



CorePro A-Shape LED lamps

Catalog Number	Model Number	UPC Code	Product Description	Repl. (W)	Watts (W)	Base	CRI (min)	CCT (K)	Lifespan (hrs)	Lumens (lm)	Volts (V)	C/P Qty	Dist. Center
A19 40W lamp equivalent dimming (glass)													
565788	929002988503	046677565787	5.5A19/VIN/927/E26/CL/G/SP DIM 1PF T20	40	5.5	E26	90	2700	15000	500	120	4/1288	CA, PA
A19 40W lamp equivalent dimming (plastic)													
550400	929002035704	046677550400	5A19/COR/927/FR/P/E26/DIM/T20 6/1CT	40	5	E26	90	2700	15000	450	120	6/2700	CA, PA
A19 60W lamp equivalent dimming (plastic)													
550434	929002036104	046677550431	8.8A19/COR/927/FR/P/E26/DIM/T20 6/1CT	60	8.8	E26	90	2700	15000	800	120	6/2700	CA, PA
550442	929002036204	046677550448	8.8A19/COR/930/FR/P/E26/DIM/T20 6/1CT	60	8.8	E26	90	3000	15000	800	120	6/2700	CA, PA
545897	929002032304	046677545895	8.8A19/COR/940/FR/P/E26/DIM/T20 6/1CT	60	8.8	E26	90	4000	15000	800	120	6/2700	CA, PA
550459	929002036304	046677550455	8.8A19/COR/950/FR/P/E26/DIM/T20 6/1CT	60	8.8	E26	90	5000	15000	800	120	6/2700	CA, PA
A19 75W equivalent lamps dimming (plastic)													
561035	929002385204	046677561031	12.2A19/COR/927/FR/P/E26/DIM/T20 6/1CT	75	12.2	E26	90	2700	15000	1100	120	6/2700	CA, PA
561043	929002385304	046677561048	12.2A19/COR/930/FR/P/E26/DIM/T20 6/1CT	75	12.2	E26	90	3000	15000	1100	120	6/2700	CA, PA
561050	929002385404	046677561055	12.2A19/COR/940/FR/P/E26/DIM/T20 6/1CT	75	12.2	E26	90	4000	15000	1100	120	6/2700	CA, PA
560994	929002285204	046677560997	12.2A19/COR/950/FR/P/E26/DIM/T20 6/1CT	75	12.2	E26	90	5000	15000	1100	120	6/2700	CA, PA
A19 100W equivalent lamps dimming (plastic)													
588681	929003784604	046677588687	14A19/COR/927/FR/P/E26/DIM/T20 6/1CT	100	14	E26	90	2700	25000	1500	120	6/2700	CA, PA
588673	929003784704	046677588670	14A19/COR/930/FR/P/E26/DIM/T20 6/1CT	100	14	E26	90	3000	25000	1500	120	6/2700	CA, PA
588665	929003784804	046677588663	14A19/COR/940/FR/P/E26/DIM/T20 6/1CT	100	14	E26	90	4000	25000	1500	120	6/2700	CA, PA
588657	929003784904	046677588656	14A19/COR/950/FR/P/E26/DIM/T20 6/1CT	100	14	E26	90	5000	25000	1500	120	6/2700	CA, PA

1. Tested to B50 L70 requirement. LED lifetime means the length of time (in hours) until half of the LED light sources maintain at least 70% of their initial lumen output (B50, L70).





Superior light quality
with high performance
dimming



Why choose MasterClass A-Shape LED Lamps?

- Up to 90% energy savings compared to incandescent lamps¹
- Average life rating of 15,000 hours²
- Suitable for enclosed fixtures³
- Certain models dim to a warm glow similar to incandescent lamps
- Title 20 qualified for California applications
- 3-year limited warranty⁴

MasterClass A-Shape LED lamps

Catalog Number	Model Number	UPC Code	Product Description	Repl. (W)	Watts (W)	Base	CRI (min)	CCT (K)	Lifespan (hrs)	Lumens (lm)	Volts (V)	C/P Qty	Dist. Center
A19 40W equivalent Warm Glow dimming													
573451	929003083003	046677573454	5A19/PER/UD/CL/G/E26/WGD 4/2PFT20	40	5	E26	90	2700 WG	15000	450	120	4/784	CA, PA
479428	929001940704	046677544522	5A19/PER/927-22/P/E26/WG 6/1FB T20	40	5	E26	90	2700 WG	15000	450	120	6/2700	CA, PA
A19 60W equivalent Warm Glow dimming													
479444	929001940904	046677544539	8.8A19/PER/927-22/P/E26/WG 6/1FB T20	60	8.8	E26	90	2700 WG	15000	800	120	6/2430	CA, PA
549493	929001969604	046677549497	8A19/PER/927-922/CL/G/E26/WGX 1FB T20	60	8	E26	90	2700 WG	15000	800	120	6/1872	CA, PA
573436	929003083203	046677573430	8A19/PER/UD/FR/G/E26/WGD 4/2PFT20	60	8	E26	95	2700 WG	15000	800	120	4/784	-
A19 100W equivalent Warm Glow dimming													
588780	929003784504	046677588786	16A19/MAS/927-22/FR/P/E26/T20 6/1CT	100	16	E26	90	2700 WG	15000	1600	120	6/2700	CA, PA
A21 150W equivalent lamps dimming													
571497	929002343033	046677571498	29A21/PER/827/FR/P/E26/WG/HO 4/1PF	150	29	E26	80	2700 WG	15000	2610	120	4/1008	CA
3-way switching lamps													
571521	929002285133	046677571528	18.5A21/PER/927/FR/P/E26/3WAY/T20 4/1PF	-	18.5-13-6	E26	90	2700	15000	2150-1600-620	120	4/1008	CA
Dusk to Dawn lamps													
573238	929002333693	046677573232	8.8A19/PER/927/FR/P/E26/D2D/T20 4/1PF	60	8.8	E26	90	2700	15000	800	120	4/1484	CA
A19 60W lamp equivalent dimming (plastic) - Selectable Multi-Pack													
586875	929003620333	046677586874	8A19/DipS/5CCT/FR/P/E26/DIM/T20 3/4CT	60	8	E26	90	2700/3000/3500/4000/5000	15000	800	120	3/702	-
A19 100W lamp equivalent dimming (plastic) - Selectable Multi-Pack													
586883	929003620433	046677586881	14A19/DipS/5CCT/FR/P/E26/DIM/T20 2/2PF	100	14	E26	90	2700/3000/3500/4000/5000	15000	1500	120	2/672	-

1. An 8.5W LED bulb uses up to 86% less energy than traditional incandescent bulbs.
2. Tested to B50 L70 requirement. LED lifetime means the length of time (in hours) until half of the LED light sources maintain at least 70% of their initial lumen output (B50, L70).

3. All MasterClass lamps listed on this page with the exception of the A21 150W equivalent lamps dimming (product number 558221) are suitable for enclosed fixtures.
4. See www.signify.com/warranties for details.

GLASS PLASTIC



PHILIPS

LED Bulbs

Contractor-grade A-Shape



An affordable solution with unequalled Philips quality

Why choose Contractor-grade A-Shape LED Lamps?

- Up to 90% energy savings compared to incandescent lamps
- Average life rating of up to 15,000 hours¹
- Selection of lamps suitable for enclosed fixtures
- No mercury allowing for non hazardous waste disposal



Contractor-grade A-Shape LED lamps


Catalog Number	Model Number	UPC Code	Product Description	Repl. (W)	Watts (W)	Base	CRI (min)	CCT (K)	Lifespan (hrs)	Lumens (lm)	Volts (V)	C/P Qty	Dist. Center
A19 40W lamp equivalent dimming (plastic)													
589606	929003750964	046677589608	5A19/CNG/827/FR/P/E26/D 12/1CT	40	5	E26	80	2700	15000	450	120	12/3000	PA
589614	929003751064	046677589615	5A19/CNG/830/FR/P/E26/D 12/1CT	40	5	E26	80	3000	15000	450	120	12/3000	CA, PA
589622	929003751164	046677589622	5A19/CNG/840/FR/P/E26/D 12/1CT	40	5	E26	80	4000	15000	450	120	12/3000	CA, PA
589630	929003751264	046677589639	5A19/CNG/850/FR/P/E26/D 12/1CT	40	5	E26	80	5000	15000	450	120	12/3000	—
A19 60W lamp equivalent dimming (plastic)													
589648	929003579564	046677589646	8.8A19/CNG/827/FR/P/E26/D 12/1CT	60	8	E26	80	2700	15000	800	120	12/3000	—
589663	929003584864	046677589660	8.8A19/CNG/830/FR/P/E26/D 12/1CT	60	8	E26	80	3000	15000	800	120	12/3000	—
589671	929003584964	046677589677	8.8A19/CNG/840/FR/P/E26/D 12/1CT	60	8	E26	80	4000	15000	800	120	12/3000	CA, PA
589655	929003579664	046677589653	8.8A19/CNG/850/FR/P/E26/D 12/1CT	60	8	E26	80	5000	15000	800	120	12/3000	—
A19 60W lamp equivalent non-dimming (plastic)													
588939	929002311364	046677588939	9A19/CNG/827/FR/P/E26/ND 4/1CT	60	9	E26	80	2700	11000	800	120	4/2520	CA, PA
589977	929002475464	046677589974	9A19/CNG/830/FR/P/E26/ND 4/1CT	60	9	E26	80	3000	11000	800	120	4/2520	—
588947	929002311464	046677588946	9A19/CNG/850/FR/P/E26/ND 4/1CT	60	9	E26	80	5000	11000	800	120	4/2520	CA, PA

1. Tested to B50 L70 requirement. LED lifetime means the length of time (in hours) until half of the LED light sources maintain at least 70% of their initial lumen output (B50, L70).





(continued)



Why choose Contractor-grade A-Shape LED Lamps?

- Up to 90% energy savings compared to incandescent lamps
- Average life rating of up to 15,000 hours¹
- Selection of lamps suitable for enclosed fixtures
- No mercury allowing for non hazardous waste disposal

Contractor-grade A-Shape LED lamps

Catalog Number	Model Number	UPC Code	Product Description	Repl. (W)	Watts (W)	Base	CRI (min)	CCT (K)	Lifespan (hrs)	Lumens (lm)	Volts (V)	C/P Qty	Dist. Center
A19 75W lamp equivalent dimming (plastic)													
589689	929003751764	046677589684	11A19/CNG/827/FR/P/E26/D 12/1CT	75	11	E26	80	2700	15000	1100	120	12/3000	–
589697	929003751864	046677589691	11A19/CNG/830/FR/P/E26/D 12/1CT	75	11	E26	80	3000	15000	1100	120	12/3000	CA, PA
589705	929003751964	046677589707	11A19/CNG/840/FR/P/E26/D 12/1CT	75	11	E26	80	4000	15000	1100	120	12/3000	–
589713	929003752064	046677589714	11A19/CNG/850/FR/P/E26/D 12/1CT	75	11	E26	80	5000	15000	1100	120	12/3000	–
A19 75W lamp equivalent non-dimming (plastic)													
588897	929002311564	046677588892	10A19/CNG/827/FR/P/E26/ND 4/1CT	75	10	E26	80	2700	15000	1000	120	4/2520	–
588905	929003798364	046677588908	10A19/CNG/830/FR/P/E26/ND 4/1CT	75	10	E26	80	3000	15000	1000	120	4/2520	–
588913	929002311664	046677588915	10A19/CNG/850/FR/P/E26/ND 4/1CT	75	10	E26	80	5000	15000	1000	120	4/2520	–
A19 100W lamp equivalent dimming (plastic)													
589721	929003585064	046677589721	14A19/CNG/827/FR/P/E26/D 12/1CT	100	14	E26	80	2700	15000	1500	120	12/2376	–
589739	929003585164	046677589738	14A19/CNG/830/FR/P/E26/D 12/1CT	100	14	E26	80	3000	15000	1500	120	12/2376	–
589747	929003585264	046677589745	14A19/CNG/840/FR/P/E26/D 12/1CT	100	14	E26	80	4000	15000	1500	120	12/2376	–
589754	929003585364	046677589752	14A19/CNG/850/FR/P/E26/D 12/1CT	100	14	E26	80	5000	15000	1500	120	12/2376	CA, PA
A19 100W lamp equivalent non-dimming (plastic)													
588953	929002311764	046677588953	14A19/CNG/827/FR/P/E26/ND 4/1CT	100	14	E26	80	2700	15000	1500	120	4/2268	CA, PA
588921	929003798464	046677588922	14A19/CNG/830/FR/P/E26/ND 4/1CT	100	14	E26	80	3000	15000	1500	120	4/2268	PA
588961	929002311864	046677588960	14A19/CNG/850/FR/P/E26/ND 4/1CT	100	14	E26	80	5000	15000	1500	120	4/2268	CA, PA

1. Tested to B50 L70 requirement. LED lifetime means the length of time (in hours) until half of the LED light sources maintain at least 70% of their initial lumen output (B50, L70).



Smooth dimming
down to 10%

Why choose Reflector LED Lamps?

- Average life rating of 15,000 hours¹
- Suitable for enclosed fixtures
- Dimmable reflectors are Title 20 qualified for California applications
- No mercury allowing for non-hazardous waste disposal



Reflector LED plastic lamps

Catalog Number	Model Number	UPC Code	Product Description	Repl. (W)	Watts (W)	Base	CRI (min)	CCT (K)	Lifespan (hrs)	Lumens (lm)	Volts (V)	C/P Qty	Dist. Center
R20 45W equivalent lamps dimming													
456979	929002008904	046677456979	5R20/PER/927-22/P/E26/WG 6/1FB T20	45	5	E26	90	2700 WG	15000	450	120	6/2340	CA, PA
553883	929002092204	046677553883	5R20/PER/927/P/E26/DIM 6/1FB T20	45	5	E26	90	2700	15000	450	120	6/2340	CA, PA
BR30 65W equivalent lamps dimming													
457044	929001870334	046677457044	7.2BR30/PER/922-27/P/E26/WG 6/1FB T20	65	7.2	E26	90	2700 WG	15000	650	120	6/960	CA, IL, PA
553891	929002092304	046677553890	7.2BR30/PER/927/P/E26/DIM 6/1FB T20	65	7.2	E26	90	2700	15000	650	120	6/960	CA, PA
545905	929002032104	046677545901	7.2BR30/PER/930/P/E26/DIM 6/1FB T20	65	7.2	E26	90	3000	15000	650	120	6/960	CA, PA
545913	929002032204	046677545918	7.2BR30/PER/940/P/E26/DIM 6/1FB T20	65	7.2	E26	90	4000	15000	650	120	6/960	CA, PA
548107	929002204163	046677548100	7.2BR30/PER/950/P/E26/DIM 6/1FB T20	65	7.2	E26	90	5000	15000	650	120	6/960	CA, PA
583583	929003619804	046677583583	8.8BR30/CNG/827/FR/P/E26/DIM/120V 6/1CT	65	8.8	E26	80	2700	15000	650	120	6/840	CA, PA
583591	929003619904	046677583590	8.8BR30/CNG/830/FR/P/E26/DIM/120V 6/1CT	65	8.8	E26	80	3000	15000	650	120	6/840	CA, IL, PA
583609	929003620004	046677583606	8.8BR30/CNG/840/FR/P/E26/DIM/120V 6/1CT	65	8.8	E26	80	4000	15000	650	120	6/840	CA, PA
583617	929003620104	046677583613	8.8BR30/CNG/850/FR/P/E26/DIM/120V 6/1CT	65	8.8	E26	80	5000	15000	650	120	6/840	CA, PA
BR30 65W equivalent lamps dimming - Selectable Multi-Pack													
583161	929003620203	046677583163	7.2BR30/DipS/5CCT/P/E26/DIM/T20 2/3CT	65	7.2	E26	90	2700/3000/3500/4000/5000	15000	650	120	2/312	-
BR30 100W equivalent lamps dimming													
583161	929003620203	046677571474	7.2BR30/DipS/5CCT/P/E26/DIM/T20 2/3CT	100	15	E26	90	2700/3000/3500/4000/5000	15000	650	120	2/312	-
571463	929002351333	046677571467	15BR30/PER/950/P/E26/D/HO/T20 4/1PF	100	15	E26	90	5000	15000	1400	120	4/528	CA

1. Tested to B50 L70 requirement. LED lifetime means the length of time (in hours) until half of the LED light sources maintain at least 70% of their initial lumen output (B50, L70).



(continued)



Why choose Reflector LED Lamps?

- Average life rating of 15,000 hours¹
- Suitable for enclosed fixtures
- Dimmable reflectors are Title 20 qualified for California applications
- No mercury allowing for non-hazardous waste disposal

Reflector LED plastic lamps

Catalog Number	Model Number	UPC Code	Product Description	Repl. (W)	Watts (W)	Base	CRI (min)	CCT (K)	Lifespan (hrs)	Lumens (lm)	Volts (V)	C/P Qty	Dist. Center
BR40 85W equivalent lamps dimming													
577841	929003477104	046677577841	13.3BR40/PER/927-22/P/E26/WG 6/1CT T20	86	13.3	E26	90	2700 WG	15,000	1204	120	6/432	CA, PA
577858	929003477204	046677577858	13.3BR40/PER/927/P/E26/DIM 6/1CT T20	86	13.3	E26	90	2700	15,000	1204	120	6/432	PA
577866	929003477304	046677577865	13.3BR40/PER/930/P/E26/DIM 6/1CT T2	86	13.3	E26	90	3000	15,000	1204	120	6/432	PA
577874	929003477404	046677577872	13.3BR40/PER/940/P/E26/DIM 6/1CT T20	86	13.3	E26	90	4000	15,000	1204	120	6/432	PA
577882	929003477504	046677577889	13.3BR40/PER/950/P/E26/DIM 6/1CT T20	86	13.3	E26	90	5000	15,000	1204	120	6/432	PA

1. Tested to B50 L70 requirement. LED lifetime means the length of time (in hours) until half of the LED light sources maintain at least 70% of their initial lumen output (B50, L70).

Excellent color consistency and high color rendering



Why choose Decorative A15 & S14 LED Lamps?

- Up to 80% energy savings compared to standard incandescent lamps
- Average life rating of 15,000 hours¹
- Certain models dim to a warm glow similar to incandescent lamps
- Wet location rated for indoor and outdoor use
- Selection of candelabra and medium based lamps
- Title 20 qualified for California applications



Decorative A15 & S14 LED glass lamps

Catalog Number	Model Number	UPC Code	Product Description	Repl. (W)	Watts (W)	Base	CRI (min)	CCT (K)	Lifespan (hrs)	Lumens (lm)	Volts (V)	C/P Qty	Dist. Center
A15 25W equivalent lamps dimming													
565655	929002987203	046677565657	3.5A15/VIN/820/E26/Amber/G/SP D 4/1PFT20	25	3.5	E26	80	2000	15000	225	120	4/1908	CA, PA
A15 60W equivalent lamps dimming													
564450	929002986803	046677564452	5A15/PER/UD/CL/G/E12/WGD 6/2PF T20	40	5	E12	95	2700 WG	15000	450	120	6/1440	—
573402	929003084503	046677573409	6.6A15/PER/UD50/CL/G/E26/DIM2PF T20	60	6.5	E26	95	5000	15000	750	120	6/1440	—
S14 10W equivalent lamps non-dimming													
575209	929003082704	046677575205	1S14/VIN/827/CL/G/E26/ND 1CT	10	1	E26	80	2700	15000	60	110-130	10/3500	CA

1. Tested to B50 L70 requirement. LED lifetime means the length of time (in hours) until half of the LED light sources maintain at least 70% of their initial lumen output (B50, L70).



Vintage and clear colors for multiple room aesthetics



Why choose MasterClass Designer LED Lamps?

- Increased energy savings when compared to standard incandescent lamps
- Average life rating of 15,000 hours¹
- Smooth dimming down to 10%
- Certain models dim to a warm glow similar to incandescent lamps
- Wet location rated models can be used inside or outside
- Title 20 qualified for California applications

MasterClass Designer LED glass lamps

Catalog Number	Model Number	UPC Code	Product Description	Watts (W)	Watts (W)	Base	CRI (min)	CCT (K)	Lifespan (hrs)	Lumens (lm)	Volts (V)	C/P Qty	Dist. Center
ST19													
565838	929002989003	046677565831	5.5ST19/VIN/927/E26/CL/G/SP D 1PF T20	60	5.5	E26	90	2700	15000	500	120	4/1032	CA, PA
565812	929002988803	046677565817	5.5ST19/VIN/950/E26/CL/G/SP D 4/1PF T20	60	5.5	E26	90	5000	15000	500	120	4/1032	CA, PA
565622	929002986903	046677565626	6.5ST19/VIN/820/E26/Amber/G/SP/D 1PFT20	60	6.5	E26	80	2000	15000	400	120	4/1032	CA, PA
T10													
565671	929002987403	046677565671	4.5T10/VIN/820/E26/CL/GL/DIM 4/FBH T20	25	4.5	E26	80	2000	15000	225	120	4/2232	—

1. Tested to B50 L70 requirement. LED lifetime means the length of time (in hours) until half of the LED light sources maintain at least 70% of their initial lumen output (B50, L70).

PHILIPS

LED Bulbs

Globes G16.5

Excellent color consistency and high color rendering



Why choose Globe LED Lamps?

- Up to 80% energy savings compared to standard incandescent lamps
- Average life rating of 15,000 hours¹
- Smooth dimming down to 10%
- Certain models dim to a warm glow similar to incandescent lamps
- Wet location rated models can be used inside or outside
- Title 20 qualified for California applications



Globes G16.5 LED glass lamps

Catalog Number	Model Number	UPC Code	Product Description	Watts (W)	Base	CRI (min)	CCT (K)	Lifespan (hrs)	Lumens (lm)	Volts (V)	C/P Qty	Dist. Center
G16.5 40W equivalent lamps WG dimming												
573295	929003085103	046677573294	3.5G16.5/PER/UD/CL/G/E26/WGD 6/2PF	3.5	E26	95	2700 WG	15000	350	120	6/1200	-
573303	929003085203	046677573300	3.5G16.5/PER/UD/CL/G/E12WGD6/2PFT20	3.5	E12	95	2700 WG	15000	350	120	6/1200	-
G16.5 60W equivalent lamps WG dimming												
573329	929003085403	046677573324	5G16.5/PE/UD/CL/G/E12WGD 6/2PFT20	5	E12	95	2700 WG	15000	500	120	6/1200	-
G16.5 60W equivalent lamps WG dimming												
573345	929003084803	046677549503	3.5G25/PER/UD/CL/G/E26/WGD 4/2FP T20	3.5	E26	95	2700 WG	15000	350	120	4/336	-
573352	929003085003	046677573355	3.5G25/PER/UD/FR/G/E26/WGD 4/2PF T20	3.5	E26	95	2700 WG	15000	350	120	4/336	-

1. Tested to B50 L70 requirement. LED lifetime means the length of time (in hours) until half of the LED light sources maintain at least 70% of their initial lumen output (B50, L70).



Excellent color consistency and high color rendering



Why choose Globe LED Lamps?

- Up to 80% energy savings compared to standard incandescent lamps
- Average life rating of 15,000 hours¹
- Smooth dimming down to 10%
- Certain models dim to a warm glow similar to incandescent lamps
- Wet location rated models can be used inside or outside
- Title 20 qualified for California applications

Globes G25 LED glass lamps

Catalog Number	Model Number	UPC Code	Product Description	Watts (W)	Base	CRI (min)	CCT (K)	Lifespan (hrs)	Lumens (lm)	Volts (V)	C/P Qty	Dist. Center
G25 40W equivalent lamps dimming												
573337	929003084903	046677573331	3.5G25/PER/UD50/CL/G/E26/D 4/2PFT20	3.5	E26	90	5000	15000	350	120	4/336	-
575217	929003099803	046677575212	3.5G25/PER/UD50/E26/FR/G/D 4/2PFT20	3.5	E26	90	5000	15000	350	120	4/336	-
G25 60W equivalent lamps dimming												
565887	929002989503	046677565886	5.5G25/PER/950/FR/G/E26/DIM 1FBT20	5.5	E26	80	5000	15000	400	120	4/432	-
564914	929002991403	046677564919	5G25/PER/UD50/CL/G/E26/D 4/2PFT20	5	E26	90	5000	15000	500	120	4/336	-
565000	929002992603	046677565008	5G25/PER/UD/FR/G/E26/WGD 4/2PFT20	5	E26	90	2700 WG	15000	500	120	4/336	-

1. Tested to B50 L70 requirement. LED lifetime means the length of time (in hours) until half of the LED light sources maintain at least 70% of their initial lumen output (B50, L70).

LED Candles

Candles B11/BA11 & F15

Increased energy savings compared to standard incandescent lamps



Why choose Candle LED Lamps?

- Selection of clear and vintage, angled and blunt tip lamps for various aesthetic applications
- Average life rating of 15,000 hours¹
- Smooth dimming down to 10%
- Certain models dim to a warm glow similar to incandescent lamps
- Excellent color consistency and high color rendering



Candles B11/BA11 & F15 LED glass lamps

Catalog Number	Model Number	UPC Code	Product Description	Watts (W)	Base	CRI (min)	CCT (K)	Lifespan (hrs)	Lumens (lm)	Volts (V)	C/P Qty	Dist. Center
B11/BA11 Candles 25W equivalent lamps dimming												
566653	929002991803	046677566654	2.3BA11/PER/UD/CL/G/E12/WGD 6/3PFT20	2.3	E26	95	2700 WG	15000	185	120	6/1179	–
B11/BA11 Candles 40W equivalent lamps dimming												
574392	929003089903	046677574390	3.5B11/PER/UD/CL/G/E26/WGD 6/3PF T20	3.5	E26	95	2700 WG	15000	300	120	6/1176	CA, PA
549543	929001969204	046677549541	3.3BA11/PER/927-922/CL/G/E12/WGX 1FB T20	3.3	E12	90	2700 WG	15000	300	120	10/4000	CA, PA
566661	929002990703	046677566661	3.5BA11/PER/UD/CL/G/E12/WGD 6/3PF T20	3.5	E12	95	2700 WG	15000	300	120	6/1176	–
566679	929002991703	046677566678	3.5BA11/PER/UD/CL/G/E26/WGD 6/3PF T20	3.5	E26	95	2700 WG	15000	300	120	6/1176	–
564948	929002991903	046677564940	3.5BA11/PER/UD50/CL/G/E26/D 6/3PF T20	3.5	E26	95	5000	15000	300	120	6/1176	PA
564930	929002991603	046677564933	3.5BA11/PER/UD50/CL/G/E12/D 6/3PF T20	3.5	E12	95	5000	15000	300	120	6/1176	–
565804	929002988703	046677565800	3.5B11/VIN/820/E12/Amber/G/SP D 4/2PF T20	3.5	E12	80	2000	15000	225	120	4/1344	CA, PA

1. Tested to B50 L70 requirement. LED lifetime means the length of time (in hours) until half of the LED light sources maintain at least 70% of their initial lumen output (B50, L70).

LED Candles

Candles B11/BA11 & F15



(continued)



Why choose Candle LED Lamps?

- Selection of clear and vintage, angled and blunt tip lamps for various aesthetic applications
- Average life rating of 15,000 hours¹
- Smooth dimming down to 10%
- Certain models dim to a warm glow similar to incandescent lamps
- Excellent color consistency and high color rendering

Candles B11/BA11 & F15 LED glass lamps

Catalog Number	Model Number	UPC Code	Product Description	Watts (W)	Base	CRI (min)	CCT (K)	Lifespan (hrs)	Lumens (lm)	Volts (V)	C/P Qty	Dist. Center
B11/BA11 Candles 60W equivalent lamps dimming												
575191	929003082504	046677575199	5B11/PER/CR195WG/FR/G/E12/WGD 1CT	5	E26	95	2700 WG	15000	500	120	10/4320	CA, PA
549337	929002204504	046677549336	5.5B11/PER/927-922/CL/G/E12/WGX 1FB T20	5.5	E12	90	2700 WG	15000	500	120	10/4320	CA, IL, PA
566695	929002991103	046677566692	5BA11/PER/UD/CL/G/E26/WGD 6/3PF T20	5	E26	95	2700 WG	15000	500	120	6/1176	-
566687	929002991003	046677566685	5BA11/PER/UD/CL/G/E12/WGD 6/3PF T20	5	E26	95	2700 WG	15000	500	120	6/1176	PA
573378	929003085503	04667753379	5B11/PER/UD/CL/G/E26/WGD 6/3PF T20	5	E26	95	2700 WG	15000	500	120	6/1176	-
564922	929002991503	046677564926	5BA11/PER/UD50/CL/G/E26/D 6/3PF T20	5	E26	95	5000	15000	500	120	6/1176	-
F15 Candle 60W equivalent lamp dimming												
572669	929002091593	046677572662	5.5F15/PER/927-922/CL/G/E26/WGX 1PF T20	5.5	E26	90	2700 WG	15000	500	120	6/1764	CA, PA
B11/BA11 Candles 75W equivalent lamps dimming												
564492	929002986603	046677564490	6.6/BA11/PER/UD/CL/G/E12+E26/WGD 3PF T20	6.6	E12 /E26	95	2700 WG	15000	600	120	6/1176	CA, PA
564500	929002986703	046677564506	5.5BA11/PER/UD50/CL/G/E12+E26/D 3PF T20	5.5	E12 / E26	95	5000	15000	700	120	6/1176	CA, PA

1. Tested to B50 L70 requirement. LED lifetime means the length of time (in hours) until half of the LED light sources maintain at least 70% of their initial lumen output (B50, L70).

PHILIPS

LED Bulbs

UFO



Less glare through
increased surface space

Why choose UFO LED Lamps?

- Highly efficient, modern aesthetic lamp and fixture in one
- Average life rating of 15,000 hours¹
- Lowers maintenance costs by reducing relamp frequency
- Contains no mercury
- Rugged plastic design



UFO LED plastic lamps

Catalog Number	Model Number	UPC Code	Product Description	Watts (W)	Base	CRI (min)	CCT (K)	Lifespan (hrs)	Lumens (lm)	Volts (V)	C/P Qty	Dist. Center
UFO 75W equivalent lamps												
576990	929002010553	046677576998	16UFO/PER/830/FR/P/E26/ND 4/1PF	16	E26	80	3000	15000	1150	110-240	4/560	—
UFO 125W equivalent lamps												
577007	929002010753	046677577001	26UFO/PER/830/FR/P/E26/ND 4/1PF P/C	26	E26	80	3000	15000	1950	110-240	4/280	—

1. Tested to B50 L70 requirement. LED lifetime means the length of time (in hours) until half of the LED light sources maintain at least 70% of their initial lumen output (B50, L70).



Unique designs provide form factors to fit standard applications



Why choose MasterClass Specialty LED Lamps?

- Huge energy savings when compared to halogen and incandescent lamps
- Average life rating of 15,000 hours¹
- Suitable for damp applications
- Lamps in this portfolio fit a variety of applications from task lighting in hotel and restaurants, landscape lighting and are ideal for decorative and ambient applications and more

MasterClass Specialty LED plastic lamps

Catalog Number	Model Number	UPC Code	Product Description	Watts (W)	Base	CRI (min)	CCT (K)	Lifespan (hrs)	Lumens (lm)	Volts (V)	C/P Qty	Dist. Center
MasterClass non-dimming lamps												
567180	929001844023	046677567187	1T3/G4/830/ND/12V 6/1PF	1	G4	80	3000	15000	100	12	6/2604	CA, PA
567198	929001844223	046677567194	2T3/G4/830/ND 12V 6/1PF	2	G4	80	3000	15000	200	12	6/2604	CA, PA
574038	929001224613	046677574031	0.5C7/LEDnight light/E12/MilkyND120V 2PF	0.5	E12	80	2700	15000	30	120	6/1974	—

1. Tested to B50 L70 requirement. LED lifetime means the length of time (in hours) until half of the LED light sources maintain at least 70% of their initial lumen output (B50, L70).

Conventional lamps



Conventional lamps



Pin-Based CFL Lamps



T5, T8 & T12
Fluorescent



High Intensity
Discharge (HID)

PHILIPS

CFL Tubes

Pin-Based



Why choose Pin-Based CFL Lamps?

- Broad range of color temperatures available in 2700K, 3500K and 4100K
- Extended relamping cycles with up to 20,000 hours rated average life (based on 12 hours per start)
- High light output in a compact size with 80%+ lumen maintenance
- Energy saving system available without changing a ballast



Pin-Based Compact Fluorescent (CFL) lamps

Catalog Number	Model Number	UPC Code	Product Description	Base	Lumens	CCT (K)	Case/Pallet Qty	Distribution Center
PL-S 2-pin Compact Fluorescent								
146712	927900682721	46677146719	PL-S 5W/827/2P/ALTO	G23	250	2700	10/3250	PA,
148718	927901282721	46677148713	PL-S 7W/827/2P/ALTO	G23	400	2700	10/8960	PA
148734	927901284121	46677148737	PL-S 7W/841/2P/ALTO	G23	400	4100	10/3300	PA
148676	927901882721	46677148676	PL-S 9W/827/2P/ALTO	G23	600	2700	10/7420	PA, CA,
148700	927901884121	46677148706	PL-S 9W/841/2P/ALTO	G23	600	4100	10/7420	PA, CA,
146811	927902782721	46677146818	PL-S 13W/827/2P/ALTO	GX23	825	2700	10/6720	PA, CA,
146845	927902783521	46677146849	PL-S 13W/835/2P/ALTO	GX23	825	3500	10/6720	PA, CA,
146852	927902784121	46677146856	PL-S 13W/841/2P/ALTO	GX23	825	4100	10/6720	PA, CA,
146878	927902785021	46677146870	PL-S 13W/850/2P/ALTO	GX23	800	5000	10/6720	PA, CA,
PL-C 2-pin Compact Fluorescent								
383109	927904982730	46677109530	PL-C ALTO 13W/827 GX23-2 /2P 1CT	GX23-2	860	2700	10/5250	PA, CA,
383125	927904983530	46677111618	PL-C ALTO 13W/835 GX23-2 /2P 1CT	GX23-2	860	—	10/5250	PA,
383133	927904984030	46677110987	PL-C ALTO 13W/841 GX23-2 /2P 1CT	GX23-2	860	4000	10/5250	PA,
383182	927905783530	46677111632	PL-C 18W/835/2P/ALTO 10PK	G24D-2	1250	—	10/4500	PA, CA,
383190	927905784030	46677111663	PL-C 18W/841/2P/ALTO 10PK	G24D-2	1250	—	10/4500	PA,
383216	927906182730	46677109554	PL-C 26W/827/2P/ALTO 10PK	G24D-3	1800	—	10/3750	PA,
383224	927906183030	46677114947	PL-C26W/830/2P/ALTO 10PK	G24D-3	1800	—	10/3750	PA
383232	927906183530	46677111649	PL-C 26W/835/2P/ALTO 10PK	G24D-3	1800	3500	10/3750	PA,
383240	927906184030	46677111670	PL-C 26W/841/2P/ALTO 10PK	G24D-3	1800	—	10/3750	PA, CA,



(continued)

Pin-Based Compact Fluorescent (CFL) lamps

Catalog Number	Model Number	UPC Code	Product Description	Base	Lumens	CCT (K)	Case/Pallet Qty	Distribution Center
PL-C 4-pin Compact Fluorescent								
383257	927907182730	46677110727	PL-C 13W/827/4P/ALTO 10PK	G24Q-1	900	2700	10/4500	PA,
383265	927907183030	46677359348	PL-C 13W/830/4P/ALTO 10PK	G24Q-1	900	-	10/4500	PA,
383273	927907183530	46677237745	PL-C 13W/835/4P/ALTO 10PK	G24Q-1	900	3500	10/4500	PA, CA,
383281	927907184030	46677240004	PL-C 13W/841/4P/ALTO 10PK	G24Q-1	900	4000	10/4500	PA, CA,
383299	927907282730	46677110734	PL-C 18W/827/4P/ALTO 10PK	G24Q-2	1250	2700	10/4500	PA, CA,
383307	927907283030	46677359355	PL-C 18W/830/4P/ALTO 10PK	G24Q-2	1250	-	10/4500	PA,
383323	927907283530	46677240042	PL-C 18W/835/4P/ALTO 10PK	G24Q-2	1250	3500	10/4500	PA, CA,
383331	927907284030	46677240059	PL-C 18W/841/4P/ALTO 10PK	G24Q-2	1200	-	10/4500	PA, CA,
220418	927906884020	46677220419	PL-C 18W/841/XEW/4P/ALTO 14W	GX24Q-2	1100	4000	10/5250	PA, CA,
383372	927907384030	46677111779	PL-C 26W/41/4P/ALTO 10PK	G24Q-3	1800	4000	10/3750	PA, CA,
383349	927907382730	46677110741	PL-C 26W/827/4P/ALTO 10PK	G24Q-3	1800	2700	10/3750	PA, CA,
383356	927907383030	46677240257	PL-C 26W/830/4P/ALTO 10PK	G24Q-3	1800	-	10/3750	PA,
383364	927907383530	46677111748	PL-C 26W/835/4P/ALTO 10PK	G24Q-3	1800	3500	10/5250	PA, CA,
220475	927906783520	46677220471	PL-C 26W/835/XEW/4P/ALTO 21W	GX24Q-3	1525	3500	10/5250	PA
PL-L 4-pin Compact Fluorescent								
345009	927903108321	46677345006	PL-L 18W/830/4P	2G11	1250	3000	25/4000	PA
359323	927903183521	46677359324	PL-L 18W/835/4P	2G11	1250	3500	25/4000	PA, CA
345017	927903108421	46677345013	PL-L 18W/841/4P	2G11	1250	4100	25/1200	PA
345058	927903308321	46677345051	PL-L 24W/830/4P	2G11	1800	3000	25/2600	PA,
359331	927903383521	46677359331	PL-L 24W/835/4P	2G11	1800	3500	25/800	PA
345082	927903308421	46677345082	PL-L 24W/841/4P	2G11	1800	4000	25/800	PA,
345116	927904508321	46677345112	PL-L 36W/830/4P	2G11	2900	3000	25/2000	PA
349423	927904583521	46677349424	PL-L 36W/835/4P	2G11	2900	3500	25/2000	PA,
345132	927904508421	46677345136	PL-L 36W/841/4P	2G11	2900	4000	25/2000	PA,
300426	927908008329	46677111786	PL-L 40W/830/4P/RS/IS	2G11	3300	3000	25/1750	PA,
209130	927908383021	46677209131	PL-L 40W/830/XEW/4P/IS 25W	2G11	2600	3000	25/1750	PA
300434	927908083529	46677111793	PL-L 40W/835/4P/RS/IS	2G11	3300	3500	25/1750	PA, CA,
209148	927908383521	46677209148	PL-L 40W/835/XEW/4P/IS 25W	2G11	2600	3500	25/1750	PA
300442	927908008429	46677111809	PL-L 40W/841/4P/RS/IS	2G11	3300	4000	25/1750	PA, CA,
209155	927908384121	46677209155	PL-L 40W/841/XEW/4P/IS 25W	2G11	2600	4100	25/400	PA
347534	927908583527	46677112684	PL-L 50W/835/4P/RS	2G11	4300	3500	25/1750	PA, CA
347708	927908508427	46677347703	PL-L 50W/841/4P/RS	2G11	4300	4100	25/1750	PA, CA,
PL-T 4-pin Compact Fluorescent								
458224	927910583550	46677268206	PL-T 18W/835/A/4P/ALTO	GX24Q-2	1200	3500	10/3280	PA,
458232	927910584150	46677268220	PL-T 18W/841/A/4P/ALTO	GX24Q-2	1200	4100	10/1500	PA
458257	927910983050	46677268237	PL-T 26W/830/A/4P/ALTO	GX24Q-3	1800	3000	10/3280	PA
458265	927910983550	46677268244	PL-T 26W/835/A/4P/ALTO	GX24Q-3	1800	3500	10/3280	PA, CA,
458273	927910984150	46677268251	PL-T 26W/841/A/4P/ALTO	GX24Q-3	1800	4100	10/3280	PA, CA,
458281	927911082750	46677384432	PL-T 32W/827/A/4P/ALTO	GX24Q-3	2400	2700	10/2870	PA,
458299	927911083050	46677268329	PL-T 32W/830/A/4P/ALTO	GX24Q-3	2400	3000	10/2870	PA, CA,
220210	927906983020	46677220211	PL-T 32W/830/XEW/A/4P/ALTO 27W	GX24Q-3	1875	3000	10/2870	PA,
458307	927911083550	46677268336	PL-T 32W/835/A/4P/ALTO	GX24Q-3	2400	3500	10/2870	PA, CA,
458315	927911084150	46677268725	PL-T 32W/841/A/4P/ALTO	GX24Q-3	2400	4100	10/2870	PA, CA,
149005	927911482720	46677149000	PL-T 42W/827/A/4P/ALTO	GX24Q-4	3200	2700	10/2460	PA, CA,
149013	927911483020	46677149017	PL-T 42W/830/A/4P/ALTO	GX24Q-4	3200	3000	10/2460	PA,
149021	927911483520	46677149024	PL-T 42W/835/A/4P/ALTO	GX24Q-4	3200	3500	10/2460	PA, CA,
220285	927908183520	46677220280	PL-T 42W/835/XEW/A/4P/ALTO 33W	GX24Q-4	2615	3500	10/2460	PA,
149039	927911484120	46677149031	PL-T 42W/841/A/4P/ALTO	GX24Q-4	2720	-	10/2460	PA, CA,
146324	927914083520	46677146320	PL-T 57W/835/A/4P	GX24Q-5	4300	3500	10/2050	PA
146332	927914084020	46677146337	PL-T 57W/841/A/4P	GX24Q-5	4300	4100	10/2050	PA,



Why choose T5, T8 & T12 Fluorescent Tubes?

- Outstanding lumen performance with 95% lumen maintenance
- Long life lamps available with up to 90K hours (based on 12 hour per start, operated on program start ballasts for Twice the Life lamps)
- Operates on existing ANSI ballasts and fits into existing fixtures
- 4' T8 lamp family contains only 1.7mg of mercury
- 25W and 28W energy saving products available for 4' T8 replacement options



T5, T8 & T12 Fluorescent tubes

Catalog Number	Model Number	UPC Code	Product Description	Base	Lumens	CCT (K)	Case/Pallet Qty	Dist. Center
T12 Linear Fluorescent Lamp								
141499	927882003311	46677141493	F15T12/CW 30PK	Medium Bi-pin	800	4100	30/600	PA,
273490	927883002901	46677273491	F20T12/WW ALTO 30PK	Medium Bi-pin	1250	3000	30/1440	PA
273326	927883003301	46677273323	F20T12/CW ALTO 30PK	Medium Bi-pin	1200	4100	30/1440	PA, CA,
273284	927883005405	46677273286	F20T12/D ALTO 30PK	Medium Bi-pin	1075	6500	30/1440	PA, CA
132217	927886002905	46677132217	F30T12/WW/RS ALTO 30PK	Medium Bi-pin	2300	3000	30/720	PA
272427	927886003305	46677272425	F30T12/CW/RS ALTO 30PK	Medium Bi-pin	2250	4100	30/720	PA, CA,
376491	927886005403	46677376499	F30T12/D/RS ALTO 30PK	Medium Bi-pin	1950	6500	30/720	PA, CA
423129	927887803704	46677423124	F40T12/CWSupreme/PLUS/ALTO 30PK	Medium Bi-pin	2550	4100	30/720	PA, CA,
423889	927887803901	46677423889	F40T12/CWSupreme/ALTO	Medium Bi-pin	2600	4100	30/720	PA, CA
424002	927887803902	46677424008	F40T12/CWSupreme/ALTO TG	Medium Bi-pin	2250	4100	30/480	PA, CA,
423897	927888000213	46677423896	F40T12/C50Supreme/ALTO 30pk	Medium Bi-pin	2500	5100	30/720	PA, CA
423186	927888004904	46677423186	F40T12/NX/ALTO 30PK	Medium Bi-pin	2200	3500	30/720	PA, CA,
273599	927888005709	46677273590	F40DX ALTO 30PK	Medium Bi-pin	2325	6500	30/720	PA, CA
363218	927890003304	46677363215	F48T12/CW ALTO 15PK	Medium Bi-pin	2950	4100	15/675	PA
369785	927890203305	46677369781	F48T12/CW/HO ALTO 15PK	Recessed Double Contact	4050	4100	15/675	PA, CA,
369843	927890205402	46677369842	F48T12/D/HO ALTO 15PK	Single Pin	3400	6500	15/675	PA, CA
369892	927893003308	46677369897	F72T12/CW ALTO 15PK	Single Pin	4450	4100	15/675	PA, CA,
369850	927893005403	46677369859	F72T12/D ALTO 15PK	Single Pin	3800	6500	15/675	PA
366518	927893203304	46677366513	F72T12/CW/HO ALTO 15PK	Recessed Double Contact	6350	4100	15/675	PA, CA,
366534	927893205402	46677366537	F72T12/D/HO ALTO 15PK	Recessed Double Contact	5600	6500	15/675	PA, CA
214890	927894070501	46677214890	F96T12/DX/HO/ALTO 15PK	Recessed Double Contact	6750	6500	15/675	PA, CA,
423871	927895000211	46677423872	F96T12/C50Supreme/ALTO 15pk	Single Pin	5000	5000	15/675	PA, CA
423194	927895003704	46677423193	F96T12/CW Supreme/ALTO 15PK	Single Pin	5000	4100	15/675	PA, CA,
423160	927895003705	46677423162	F96T12/CW Supreme/ALTO TG 15PK	Single Pin	5000	4100	15/675	TN
372821	927895005711	46677372828	F96T12/DX ALTO 15PK	Single Pin	4500	6500	15/675	PA, CA,
381764	927895203323	46677381769	TL F96T12/CW/HO-O ALTO 110W	Recessed Double Contact	8800	4100	15/675	PA, CA
381774	927895205408	46677381776	F96T12/D/HO-O ALTO 15PK	Recessed Double Contact	7800	6500	15/675	PA, CA,



(continued)

T5, T8 & T12 Fluorescent tubes

Catalog Number	Model Number	UPC Code	Product Description	Base	Lumens	CCT (K)	Case/Pallet Qty	Dist. Center
T12 Ubert Fluorescent Lamp								
423087	927862003702	46677423087	FB40/T12/CW Supreme/6 12PK	Medium Bi-pin	2300	4100	12/240	PA, CA,
423095	927862004902	46677423094	FB40/T12/NX/6 12PK	Medium Bi-pin	2300	3500	12/300	PA, CA
219931	927862005704	46677219932	FB40DX/6 12PK	Medium Bi-pin	2250	6500	12/240	PA, CA,
T8 Linear Fluorescent Lamp								
281931	927850186502	46677281939	F17T8/TL865 PLUS/ALTO 30PK	Medium Bi-pin	1300	6500	30/2880	PA, CA,
281907	927851083503	46677281908	F25T8/TL835/ALTO 30PK	Medium Bi-pin	2225	3500	30/1260	PA, CA
281915	927851084102	46677281915	F25T8/TL841/ALTO 30PK	Medium Bi-pin	2225	4100	30/1260	PA, CA,
280925	927851085002	46677280925	F25T8/TL850 ALTO 30PK	Medium Bi-pin	2175	5000	30/1440	PA,
281659	927852083002	46677281656	F32T8/TL830 PLUS ALTO HV 30PK	Medium Bi-pin	2950	3000	30/1050	PA, CA,
281675	927852083503	46677281670	F32T8/TL835 PLUS ALTO 30PK	Medium Bi-pin	2950	3500	30/1050	PA, CA,
281790	927852084104	46677281793	F32T8/TL841 PLUS ALTO HV 30PK	Medium Bi-pin	2950	4100	30/1050	PA, CA
283465	927852084105	46677283469	F32T8/TL841 PLUS ALTO TG 30PK	Medium Bi-pin	2950	4100	30/900	PA, CA
281816	927852085002	46677281816	F32T8/TL850 PLUS ALTO HV 30PK	Medium Bi-pin	2950	5000	30/1050	PA, CA,
283473	927852085003	46677283476	F32T8/TL850 PLUS ALTO TG 30PK	Medium Bi-pin	2950	5000	30/1440	PA,
282046	927852383103	46677282042	F32T8/ADV830/XEW/ALTO 25W 30PK	Medium Bi-pin	2400	3000	30/1440	PA,
434027	927853283601	46677434021	F32T8/ADV835/2XL/ALTO II 28W 30PK	Medium Bi-pin	2650	3500	30/1440	PA,
434035	927853284201	46677434038	F32T8/ADV841/2XL/ALTO II 28W 30PK	Medium Bi-pin	2650	4100	30/1440	PA, CA,
434043	927853285001	46677434045	F32T8/ADV850/2XL/ALTO II 28W 30PK	Medium Bi-pin	2600	5000	30/1440	PA, CA
433960	927853483601	46677433963	F32T8/ADV835/2XL/ALTO II 25W 30PK	Medium Bi-pin	2400	3500	30/1200	PA, CA
433978	927853484201	46677433970	F32T8/ADV841/2XL/ALTO II 25W 30PK	Medium Bi-pin	2400	4100	30/1200	PA,
433986	927853485001	46677433987	F32T8/ADV850/2XL/ALTO II 25W 30PK	Medium Bi-pin	2350	5000	30/1200	PA,
280800	927869783102	46677280802	F32T8/ADV830 ALTO 30PK	Medium Bi-pin	2950	3000	30/1050	PA, CA,
280818	927869783603	46677280819	F32T8/ADV835 ALTO 30PK	Medium Bi-pin	2950	3500	30/1050	PA, CA
280859	927869784203	46677280857	F32T8/ADV841 ALTO 30PK	Medium Bi-pin	2950	4100	30/1050	PA, CA,
280891	927869785102	46677280895	F32T8/ADV850 ALTO 30PK	Medium Bi-pin	2950	5000	30/1440	PA, CA,
582049	927803783005	46677582043	F32T8/TL830/ALTO 30PK	Medium Bi-pin	2960	3000	30/1200	PA, CA,
582056	927803783505	46677582050	F32T8/TL835/ALTO 30PK	Medium Bi-pin	2960	3500	30/1200	PA, CA
582064	927803784105	46677582067	F32T8/TL841/ALTO 30PK	Medium Bi-pin	2960	4100	30/1200	PA, CA,
582072	927803785005	46677582074	F32T8/TL850/ALTO 30PK	Medium Bi-pin	2960	5000	30/1200	PA, CA
582080	927803786505	46677582081	F32T8/TL865/ALTO 30PK	Medium Bi-pin	2900	6500	30/1200	PA, CA,
368340	927870583501	46677368340	F40T8/TL835 ALTO 25PK	Medium Bi-pin	3775	3500	25/1200	PA, CA
368472	927870584101	46677368470	F40T8/TL841 ALTO 25PK	Medium Bi-pin	3775	4100	25/1200	PA,
236794	927871084104	46677236793	F48T8/TL841/HO ALTO 25/1	Recessed Double Contact	4000	4100	25/1200	PA, CA,
479626	927871203901	46677479626	F32T8/TL941/ALTO 30PK	Medium Bi-pin	2600	4100	30/1050	PA, CA
536508	927871203913	46677536503	F32T8/TL941/ALTO TG 30PK	Medium Bi-pin	2600	4100	30/1440	PA, CA,
479600	927871204901	46677479602	F32T8/TL935/ALTO 30PK	Medium Bi-pin	2625	3500	30/1050	PA, CA
536490	927871204905	46677536497	F32T8/TL935/ALTO TG 30PK	Medium Bi-pin	2625	3500	30/1440	PA,
479592	927871205101	46677479596	F32T8/TL930/ALTO 30PK	Medium Bi-pin	2775	3000	30/1050	PA, CA,
479634	927871205501	46677479633	F32T8/TL950/ALTO 30PK	Medium Bi-pin	2600	5000	30/1050	PA, CA
536516	927871205506	46677536510	F32T8/TL950/ALTO TG 30PK	Medium Bi-pin	2600	5000	30/1440	PA, CA,
479642	927871205701	46677479640	F32T8/TL965/ALTO 30PK	Medium Bi-pin	2600	6500	30/1050	PA, CA
536482	927871205708	46677536480	F32T8/TL965/ALTO TG 30PK	Medium Bi-pin	2600	6500	30/1440	PA,
236885	927874084105	46677236885	F96T8/TL841/HO/PLUS ALTO 25/1	Recessed Double Contact	8200	4100	25/1200	PA, CA,
236893	927874085005	46677236892	F96T8/TL850/PLUS/HO/ALTO 25/1	Recessed Double Contact	8100	5000	25/1200	PA, CA
236844	927874583505	46677236847	F96T8/TL835 PLUS ALTO 25/1	Medium Bi-pin	5700	3500	25/1200	PA,
236851	927874584106	46677236854	F96T8/TL841 PLUS ALTO 25/1	Medium Bi-pin	5900	4100	25/1200	PA, CA,
236869	927874585008	46677236861	F96T8/TL850 PLUS ALTO 25/1	Medium Bi-pin	5780	5000	25/1200	PA, CA
407197	928022803325	46677367206	F15T8/CW 25PK	Medium Bi-pin	870	4100	25/4000	PA, CA,
407205	928022805425	46677378233	F15T8/D 25PK	Medium Bi-pin	750	6500	25/4000	PA,

(continued)



Why choose T5, T8 & T12 Fluorescent Tubes?

- Outstanding lumen performance with 95% lumen maintenance
- Long life lamps available with up to 90K hours (based on 12 hour per start, operated on program start ballasts for Twice the Life lamps)
- Operates on existing ANSI ballasts and fits into existing fixtures
- 4' T8 lamp family contains only 1.7mg of mercury
- 25W and 28W energy saving products available for 4' T8 replacement options



T5, T8 & T12 Fluorescent tubes

Catalog Number	Model Number	UPC Code	Product Description	Base	Lumens	CCT (K)	Case/Pallet Qty	Dist. Center
T8 Ubert Fluorescent Lamp								
378976	927860083002	46677378974	FB32T8/TL830/6 ALTO 20PK	Medium Bi-pin	2800	3000	20/400	PA, CA,
379008	927860083502	46677379001	FB32T8/TL835/6 ALTO 20PK	Medium Bi-pin	2800	3500	20/400	PA, CA
379024	927860084102	46677379025	FB32T8/TL841/6 ALTO 20PK	Medium Bi-pin	2800	4100	20/400	PA, CA,
378802	927860085003	46677378806	FB32T8/TL850/6 ALTO 20PK	Medium Bi-pin	2750	5000	20/400	PA, CA
226712	927861283002	46677226718	FB31T8/TL830/ALTO 15/1	Medium Bi-pin	2775	3000	15/1080	PA
226720	927861283502	46677226725	FB31T8/TL835/ALTO 15/1	Medium Bi-pin	2775	3500	15/840	PA, CA,
226746	927861284101	46677226749	FB31T8/TL841/ALTO 15/1	Medium Bi-pin	2775	4100	15/840	PA, CA

Fluorescent Tubes

T5, T8 & T12



(continued)

Catalog Number	Model Number	UPC Code	Product Description	Base	Lumens	CCT (K)	Case/Pallet Qty	Dist. Center
T5 Linear Fluorescent Lamp								
162982	927893184102	46677162986	F54T5/841/HO/ALTO TG 40PK	Miniature Bi-pin	5000	4100	40/1000	PA, CA,
166868	927893185001	46677166861	F54T5/850/HO/ALTO TG	Miniature Bi-pin	5000	5000	40/1000	PA, CA
230771	927990483022	46677230777	14W/830 Min Bi-pin T5 HE ALTO UNP/40	Miniature Bi-pin	1350	3000	40/5280	PA
230797	927990483522	46677230791	14W/835 Min Bi-pin T5 HE ALTO UNP/40	Miniature Bi-pin	1350	3500	40/4000	PA, CA,
230805	927990484022	46677230807	14W/841 Min Bi-pin T5 HE ALTO UNP/40	Miniature Bi-pin	1350	4100	40/8640	PA, CA
230847	927990683022	46677230845	28W/830 Min Bi-pin T5 HE ALTO UNP/40	Miniature Bi-pin	2900	3000	40/2000	PA,
230854	927990683522	46677230852	28W/835 Min Bi-pin T5 HE ALTO UNP/40	Miniature Bi-pin	2900	3500	40/2640	PA, CA,
230862	927990684022	46677230869	28W/841 Min Bi-pin T5 HE ALTO UNP/40	Miniature Bi-pin	2900	4000	40/2000	PA, CA
230813	927990883022	46677230814	F21T5/830/ALTO 40PK	Miniature Bi-pin	2100	3000	40/3520	PA
230821	927990883522	46677230821	21W/835 Min Bi-pin T5 HE ALTO UNP/40	Miniature Bi-pin	2100	3500	40/3520	PA, CA,
230839	927990884022	46677230838	F21T5/841/ALTO 40PK	Miniature Bi-pin	2100	4000	40/3520	PA,
406314	927991383531	46677406318	F28T5 835 HE EA ALTO 25W	Miniature Bi-pin	2900	3500	40/1000	PA
220509	927991983531	46677220501	F54T5 835 HO EA ALTO 49W	Miniature Bi-pin	5000	3500	40/4320	PA
220525	927991984031	46677220525	F54T5 841 HO EA ALTO 49W	Miniature Bi-pin	5000	4000	40/2640	PA, CA
406496	927991985031	46677406493	F54T5 850 HO EA ALTO 49W	Miniature Bi-pin	5000	5000	40/2640	PA
290197	927992183022	46677290191	F24T5/830/HO/ALTO 40PK	Miniature Bi-pin	2000	3000	40/8640	PA
290205	927992183522	46677290207	24W/835 Min Bi-pin T5 HO ALTO UNP	Miniature Bi-pin	2000	3500	40/5280	PA,
290213	927992184022	46677290214	24W/841 Min Bi-pin T5 HO ALTO UNP	Miniature Bi-pin	2000	4000	40/8640	PA,
290221	927992683022	46677290221	39W/830 Min Bi-pin T5 HO ALTO UNP	Miniature Bi-pin	3500	3000	40/3520	PA,
290239	927992683522	46677290238	39W/835 Min Bi-pin T5 HO ALTO UNP	Miniature Bi-pin	3500	3500	40/3520	PA
290254	927992684022	46677290252	39W/841 Min Bi-pin T5 HO ALTO UNP	Miniature Bi-pin	3500	4000	40/3520	PA, CA
230888	927992783022	46677230883	F35T5/830 40PK	Miniature Bi-pin	3650	3000	40/2000	PA
230953	927992784022	46677230951	F35T5/841 40PK	Miniature Bi-pin	3650	4100	40/2000	PA
417816	927992883531	46677417819	F54T5/835/HO/XEW/ALTO/44W	Miniature Bi-pin	4520	3500	40/4320	PA
417824	927992884031	46677417826	F54T5/841/HO/XEW/ALTO 44W	Miniature Bi-pin	4520	4100	40/2640	PA,
417832	927992885031	46677417833	F54T5/850/HO/XEW/ALTO/44W	Miniature Bi-pin	4300	5000	40/4320	PA
290262	927993183022	46677290269	54W/830 Min Bi-pin T5 HO ALTO UNP	Miniature Bi-pin	5000	3000	40/2640	PA
290288	927993183522	46677290283	54W/835 Min Bi-pin T5 HO ALTO UNP	Miniature Bi-pin	5000	3500	40/2640	PA,
290833	927993184022	46677290832	54W/840 Min Bi-pin T5 HO ALTO UNP	Miniature Bi-pin	5000	4000	40/1000	PA, CA,
135103	927993185022	46677135102	F54T5/850/HO/ALTO 40PK	Miniature Bi-pin	5000	5000	40/2640	PA, CA
147454	927993186522	46677147457	F54T5/865/HO/ALTO 40PK	Miniature Bi-pin	4750	6500	40/2640	PA, CA,
332478	928001003321	46677114640	F8T5/CW PH 25PK	Miniature Bi-pin	400	4100	25/6000	PA, CA
332536	928001503332	46677115142	F13T5/CW PH 25PK	Miniature Bi-pin	820	4100	25/4000	PA, TN
207035	928001508332	46677207038	F13T5/30U 25PK	Miniature Bi-pin	1000	3000	25/4000	PA
T9 Circular Fluorescent Lamp								
392225	928028483035	46677392222	FC8T9/SOFT WHITE/22W/8 12 PK	4-pin	1150	3000	10/600	PA,
391169	928028403335	46677391164	FC8T9/COOL WHITE PLUS	4-pin	1050	4100	10/600	PA,
392357	928028405435	46677392352	FC8T9/DAYDLX/22W/8 12PK	4-pin	910	6500	10/600	PA,
391227	928028683035	46677391225	FC12T9/SOFTWHITE/32W/12 12PK	4-pin	1900	3000	10/432	PA,
391177	928028603335	46677391171	FC12T9/COOL WHITE PLUS	4-pin	1800	4100	10/432	PA,
262600	928028605435	46677262600	FC12T9/DAYLIGHT DELUXE 12PK	4-pin	1570	6500	10/432	PA,
391185	928028803335	46677391188	FC16T9/COOL WHITE PLUS	4-pin	2500	4100	10/216	PA,

HID Lamps

High Intensity Discharge



Why choose High Intensity Discharge (HID) lamps?

- Use HID lamps in existing fixtures for easy relamping option
- Non-cycling HPS lamp life up to 40K hours (based on 10 hours per start)
- Low wattage CDM (Ceramic Metal Halide) lamps have excellent color - up to 92CRI and are available in compact sizes
- Energy Advantage CDM Lamp with AllStart Technology can be used in probe pulse start metal halide ballasts



High Intensity Discharge (HID) lamps

Catalog Number	Model Number	UPC Code	Product Description	Base	Lumens	CCT (K)	Case/Pallet Qty	Dist. Center
MasterColor Ceramic Metal Halide								
408500	928183505115	46677408503	MC CDM-Tm Elite Mini 20W/830 GU6.5 1CT	GU6.5	18000	—	12/2592	PA,
418798	928187405115	46677418793	MASTERC CDM-Tm Elite Mini 35W/930 GU6.5	GU6.5	3900	2900	12/2592	PA
140400	928087905115	46677410403	CDM20/TM/830 12PK	PGJ5	1650	3000	12/2592	PA
211391	928093905115	46677211394	CDM 35/TM/930	PGJ5	3000	3000	12/2592	PA,
410464	928183405115	46677410469	CDM20/TC/830 Elite	G8.5	1800	3000	253085	PA,
373720	928085205115	46677373726	CDM-TC 35W/830 G8.5 T4 CL	G8.5	3300	3000	12/2592	PA,
373738	928086505115	46677373733	CDM-TC 70W/830 G8.5 T4 CL	G8.5	6400	3000	12/2592	PA,
208835	928099905115	46677208837	CDM-TC 35W/842 G8.5.1CT/12	G8.5	3300	4200	12/2592	PA,
409169	928189105115	46677409166	MASTERColor CDM-TC Elite 35W/930 G8.5	G8.5	4000	3000	12/2592	PA,
410472	928183305115	46677410476	MC CDM-T Elite 20W/830 G12 T6 CL 1CT/12	G12	1800	3000	12/2592	PA, CA,
409144	928185205115	46677409142	MASTERColor CDM-T Elite 35W/930 G12 1CT	G12	4000	3000	12/2592	PA,
409151	928185305115	46677409159	MASTERColor CDM-T Elite 70W/930 G12 1CT	G12	7650	3000	12/2592	PA
223289	928083105115	46677223281	CDM-T 35W/830 G12 T6 CL	G12	3300	3000	12/2592	PA,
223370	928082305115	46677223373	CDM-T 70W/830 G12 T6 CL	G12	6600	3070	12/2592	PA,
281378	928084505115	46677281373	CDM-T 70W/942 G12 T6 CL	G12	6600	4200	12/2592	PA
232728	928083705115	46677232726	CDM150/T6/830 12PK	G12	14000	3000	12/2592	PA,
373696	928084605115	46677373696	CDM150/T6/942 12PK	G12	12700	4200	12/2592	PA
231605	928082205115	46677231606	CDM-TD 70W/830 RX7s T6 CL	RX7s	5750	3000	12/1872	PA
MasterColor Ceramic Metal Halide MR16 lamps								
421669	928191105315	46677421663	CDM-Rm Elite Mini 20W/830 GX10 MR16 25D	GX10	1050	3000	12/2220	PA, CA,
MasterColor Ceramic Metal Halide Par lamps								
426486	928108400615	46677426484	MC CDM-R Elite 35W/930 E26 PAR30L 30D	Medium Screw	2700	3000	6/588	PA
426544	928109800615	46677426545	MC CDM-R Elite 70W/930 E26 PAR30L 40D	Medium Screw	4900	3000	6/588	PA

HID Lamps

High Intensity Discharge



(continued)

High Intensity Discharge (HID) lamps

Catalog Number	Model Number	UPC Code	Product Description	Base	Lumens	CCT (K)	Case/Pallet Qty	Dist. Center
MasterColor Ceramic Metal Halide								
423681	928601173701	46677423681	MHC50/U/MP/3K ELITE	Medium Screw	4800	3000	12/864	PA,
429944	928601177801	46677429944	MHC50/U/MP/4K ELITE	Medium Screw	5000	4000	12/864	PA,
419473	928601173302	46677419479	MHC70/U/M/3K ELITE	Medium Screw	7700	3000	12/864	PA,
423707	928601173801	46677423704	MHC70/U/MP/3K ELITE	Medium Screw	6700	2900	12/864	PA, CA,
429902	928601177401	46677429904	MHC70/U/M/4K ELITE	Medium Screw	7100	4200	12/864	PA, CA,
429950	928601177901	46677429959	MHC70/U/MP/4K ELITE	Medium Screw	6500	4000	12/864	PA,
419515	928601173502	46677419516	MHC100/U/M/3K ELITE	Medium Screw	10150	3000	12/864	PA, CA,
423673	928601174001	46677423674	MHC100/U/MP/3K ELITE	Medium Screw	10000	3000	12/864	PA, CA,
429886	928601177601	46677429881	MHC100/U/M/4K ELITE	Medium Screw	10500	4200	12/864	CA,
429936	928601178101	46677429935	MHC100/U/MP/4K ELITE	Medium Screw	10000	4000	12/864	PA,
377200	928601170401	46677377205	MHC150/U/M/4K ALTO 12PK	Medium Screw	13000	4000	12/864	PA, CA,
134635	928601171501	46677134631	MHC150/U/MP/3K ALTO 12PK	Medium Screw	12900	3000	12/864	PA,
377242	928601171701	46677377243	MHC150/U/MP/4K ALTO 12PK	Medium Screw	12000	4000	12/864	PA,
Metal Halide Lamps								
133322	928601157903	46677133320	MP400/BU 6 PK	Ext. Eyelet Excl. Mogul base	40000	4000	6/216	PA, CA,
133348	928601158102	46677133344	MP400/BU/PS 6PK	Ext. Eyelet Excl. Mogul base	41000	3800	6/216	PA,
281188	928601179601	46677281182	MP1000/BU 6PK	Ext. Eyelet Excl. Mogul base	107000	3500	6/90	PA,
137505	928485800191	46677137502	MH 70W/640 E26 CL 1SL/24	Medium Screw	5600	4000	24/	PA
137513	928485900191	46677137519	MH 100W/640 E26 CL 1SL/24	Medium Screw	9000	4000	24/1152	PA, CA,
313585	928601122311	46677114169	MH175/U/M 12PK	Medium Screw	14000	4000	12/1428	PA, CA
287334	928601150313	46677287337	MH175/U 12PK	MOG	14000	4300	12/480	PA, CA,
287284	928601150403	46677287283	MH175/C/U 12PK	MOG	13300	3900	12/480	PA
274845	928601150813	46677274849	MH250/U 12PK	MOG	21000	4000	12/480	PA, CA,
291690	928601150903	46677291693	MH250/C/U 12PK	MOG	20000	3700	12/480	PA
426023	928601151303	46677426026	MH400/U/ED28 12PK	MOG	36000	4000	12/384	PA, CA,
232520	928601165501	46677232528	PS MH Std 400W/640 CW Mog ED28 1SL	MOG	44000	4000	12/480	PA, CA
232538	928601165601	46677232535	PS MH Std 400W/640 Mog ED28 1WR	MOG	40000	4000	12/480	PA, CA,
274498	928601172301	46677274498	MH400/U 6PK	MOG	39000	3900	6/144	PA, CA
321505	928601179701	46677321505	MH1000/U/BT37 6PK	MOG	110000	4000	6/216	PA, CA,
415224	928601179901	46677415228	MH1000/U 6PK	MOG	110000	4000	6/90	PA, CA
131623	928601179401	46677131623	MH1500/U 6PK	MOG	17000	4000	6/90	PA, CA,
Ceramalux Dual Arc High Pressure Sodium Lamps								
377176	928601145501	46677377175	C250S50/2 12PK	MOG	27500	2100	12/288	PA,
265611	928601145601	46677265618	C150S55/2 12PK	Mogul	15600	2100	12/672	PA
265603	928601145701	46677265601	C100S54/2 12PK	MOG	9100	2150	12/672	PA, CA
Ceramalux High Pressure Sodium Lamps								
368837	928601139205	46677368838	C1000S52/ALTO	MOG	130000	2100	6/240	PA, CA,
467373	928601139391	46677467371	SON 400W E39 ED58 CL SL/12	MOG	50000	2100	12/432	PA, CA
467217	928601139490	46677467210	SON 250W E39 ED58 CL SL/12	MOG	27000	2100	12/432	PA, CA,
467225	928601139590	46677467227	C200S66/ALTO 12PK	MOG	21400	2050	12/432	PA,
467233	928601139790	46677467234	SON 150W E39 ED75 CL SL/12	MOG	15800	2100	12/960	PA, CA,
467241	928601139890	46677467241	SON 100W E39 ED75 CL SL/12	MOG	9400	2100	12/960	PA, CA
467258	928601139990	46677467258	SON 70W E39 ED75 CL SL/12	MOG	6500	2100	12/960	PA, CA,
323865	928601140701	46677323868	C1000S52/ED37 6PK	MOG	125000	2100	6/144	PA, CA
467274	928601143590	46677467272	C100S54/M PH 12PK	Medium Screw	9500	2100	12/2268	PA, TN
467316	928601147490	46677467319	SON 150W E26 BD54 CL SL/12	Medium Screw	16000	2100	12/2268	PA, CA,
Ceramalux Non-Cycling High Pressure Sodium Lamps								
467324	928601155990	46677467326	C70S62/ALTO NC HPS 12PK	MOG	6300	2100	12/960	PA,
467332	928601156090	46677467333	C150S55/ALTO NC HPS 12PK	MOG	16000	2100	12/960	PA,
467340	928601156190	46677467340	C250S50/ALTO NC HPS 12PK	MOG	29000	2100	12/432	PA
467357	928601156290	46677467357	C100S54/ALTO NC HPS 12PK	MOG	10000	2100	12/960	PA,
467365	928601156390	46677467364	C400S51/ALTO NC HPS 12PK	MOG	49000	2100	12/432	PA, CA,

Drivers & Ballasts



Drivers & Ballasts



TLED Drivers




Ballasts



Advance TLED drivers

Advance TLED drivers set the standard for performance

Slim profile housing enables easy installation with excellent thermal performance.



Why choose Advance Drivers & Ballasts?

- Enables simple, fast, flexible application-specific configurations for both indoor and outdoor applications
- Enables fixture designs with comprehensive application coverage for various loads and lumen levels
- Broad selection in terms of power, input main voltage and can sizes

Advance TLED drivers

Catalog Number	Model Number	Product Description	Compliance	Dimming	Distribution Center
Centium TLED Driver					
ICN2P13TLEDN35M	913701269202	TLED Driver (2) 13W T8 120-277V	cULus, RoHS	—	CA, PA, TX
ICN2P15TLEDN35M	913701269502	TLED Driver (2) 15W T8 120-277V	cULus, RoHS	—	CA, PA, TX
ICN2P16TLEDELN35M	913701267102	TLED Driver (2) 16W T8 120-277V	cULus, RoHS	—	CA, PA, TX
ICN2P16TLEDHLN35M	913701267002	TLED Driver (2) 16W T8 120-277V	cULus, RoHS	—	CA, PA, TX
ICN2P16TLEDN35M	913701265702	TLED Driver (2) 16W T8 120-277V	cULus, RoHS	—	CA, PA, TX
ICN2S24TLED90CN35M	913701268702	TLED Driver (2) 24W T5HO 120-277V	cULus, RoHS	—	CA, PA, TX
ICN2P35TLEDN35M	929001790813	TLED Driver (2) 35W T8 120-277V	cULus, RoHS	—	CA, PA, TX
ICN3P13TLEDN35M	913701269302	TLED Driver (3) 13W T8 120-277V	cULus, RoHS	—	CA, PA, TX
ICN3P15TLEDN35M	913701269602	TLED Driver (3) 15W T8 120-277V	cULus, RoHS	—	CA, PA, TX
ICN3P16TLEDN35M	913701266402	TLED Driver (3) 16W T8 120-277V	cULus, RoHS	—	CA, PA, TX
ICN4S24TLED90C2LSG	913701268802	TLED Driver (4) 24W T5HO 120-277V	cULus, RoHS	—	CA, PA, TX
ICN4P13TLEDN35M	913701269402	TLED Driver (4) 13W T8 120-277V	cULus, RoHS	—	CA, PA, TX
ICN4P15TLEDN35M	913701269702	TLED Driver (4) 15W T8 120-277V	cULus, RoHS	—	CA, PA, TX
ICN4P16TLEDHLSC35M	913701266902	TLED Driver (4) 16W T8 120-277V	cULus, RoHS	—	CA, PA, TX
ICN4P16TLEDN35M	913701265802	TLED Driver (4) 16W T8 120-277V	cULus, RoHS	—	CA, PA, TX
Mark 7, 0-10V TLED driver					
IZT2P15TLEDN35M	929002739013	Dimming TLED Driver (2) 15W TLED 120-277V	DLC, cULus, RoHS	Yes	CA, PA, TX
IZT3P15TLEDN35M	929002739113	Dimming TLED Driver (3) 15W TLED 120-277V	DLC, cULus, RoHS	Yes	CA, PA, TX
IZT4P15TLEDN35M	929002739213	Dimming TLED Driver (4) 15W TLED 120-277V	DLC, cULus, RoHS	Yes	CA, PA, TX

Advance ballasts

Reliable and energy-efficient, optimal choice for a broad range of replacement and retrofit commercial applications



Advance ballasts

Catalog Number	Model Number	Product Description	Compliance	Dimming	Distribution Center
Ambistar Ballast					
RELB2S40N35I	913701218101	Electronic Ballast (2) F40T12 120V	UL, CSA, RoHS	—	CA, PA, TX
Centium Ballast					
ICN1P32N35I	913710852301	Electronic Ballast (1) F32T8 120-277V	UL, CSA, RoHS	—	CA, PA, TX
ICN2P32N35I	913710842701	Electronic Ballast (2) F32T8 120-277V	UL, CSA, RoHS	—	CA, PA, TX
ICN3P32N35I	913701220201	Electronic Ballast (3) F32T8 120-277V	UL, CSA, RoHS	—	CA, PA, TX
ICN4P32N35I	913701220301	Electronic Ballast (4) F32T8 120-277V	UL, CSA, RoHS	—	CA, PA, TX
ICN2S40N35I	913710855801	Electronic Ballast (2) F40T12 120-277V	UL, CSA, RoHS	—	CA, PA, TX
ICN2P60N35I	913701261901	Electronic Ballast (2) F96T12 120-277V	UL, CSA, RoHS	—	CA, PA, TX
ICN2S110SC35I	913701212601	Electronic Ballast (2) F96T12/HO 120-277V	UL, CSA, RoHS	—	CA, PA, TX
ICN2S24N35M	913701248702	Electronic Ballast (2) F28T5 120-277V	UL, CSA, RoHS	—	CA, PA, TX
ICN2S54N35I	913701235101	Electronic Ballast (2) F54T5/HO 120-277V	UL, CSA, RoHS	—	CA, PA, TX
ICN2S54T35I	913701253301	Electronic Ballast (2) F54T5/HO 120-277V	UL, CSA, RoHS	—	CA, PA, TX
ICN2S24T35I	913701253001	Electronic Ballast (2) F24T5/HO 120-277V	UL, CSA, RoHS	—	CA, PA, TX
ICN2S39T35I	913701253201	Electronic Ballast (2) F39T5/HO 120-277V	UL, CSA, RoHS	—	CA, PA, TX
ICN2S5490CN35I	913701246101	Electronic Ballast (2) F54T5/HO 120-277V	UL, CSA, RoHS	—	CA, PA, TX
ICN2S5490CT35I	913701253401	Electronic Ballast (2) F54T5/HO 120-277V	UL, CSA, RoHS	—	CA, PA, TX
ICN4S5490C2LSG35I	913710268501	Electronic Ballast (4) F54T5/HO 120-277V	UL, CSA, RoHS	—	CA, PA, TX
ICNIS80T35M	913701252902	Electronic Ballast (1) F80T5/HO 120-277V	UL, CSA, RoHS	—	CA, PA, TX
Magnetic HID Ballast					
71A5081001D	913701147701	MH BAL 35/39W M130 120/277V KIT	UL, CSA, RoHS	—	CA, PA, TX
71A5191001D	913701135901	MH BAL 50W M110 QUAD KIT	UL, CSA, RoHS	—	CA, PA, TX
71A5390001D	913700533009	MH BAL 100W M90/140 QUAD KIT	UL, CSA, RoHS	—	CA, PA, TX
71A5492001D	913710606201	MH BAL 150W M102/142 QUAD KIT	UL, CSA, RoHS	—	CA, PA, TX
71A5570001D	913700534109	MH BAL 175W M57 QUAD KIT	UL, CSA, RoHS	—	CA, PA, TX
71A5593001D	913700503051	MH BAL 175W M137/M152 QUAD KIT	UL, CSA, RoHS	—	CA, PA, TX
71A5750001D	913710413801	MH BAL 250W M58 5-TAP KIT	UL, CSA, RoHS	—	CA, PA, TX
71A5752001D	913701122311	MH BAL 250W M138/M153 5-TAP KIT	UL, CSA, RoHS	—	CA, PA, TX
71A5770001D	913700534809	MH BAL 250W M58 QUAD KIT	UL, CSA, RoHS	—	CA, PA, TX
71A5892001D	913700535309	MH BAL 320W M132/154 QUAD KIT	UL, CSA, RoHS	—	CA, PA, TX
71A6051001D	913710414201	MH BAL 400W M59 5-TAP KIT	UL, CSA, RoHS	—	CA, PA, TX
71A6071001D	913700525409	MH BAL 400W M59 QUAD KIT	UL, CSA, RoHS	—	CA, PA, TX
71A6092001D	913700535809	MH BAL 400W M135/155 QUAD KIT	UL, CSA, RoHS	—	CA, PA, TX
71A6552001	913710401201	MH BAL 1000W M47 5-TAP KIT	UL, CSA, RoHS	—	CA, PA, TX
71A6553001	913701121502	MH BAL 1000W M141 5-TAP KIT	UL, CSA, RoHS	—	CA, PA, TX
71A7891001D	913701115201	HPS BAL 50W S68 QUAD KIT	UL, CSA, RoHS	—	CA, PA, TX
71A7971001D	913700501309	HPS BAL 70W S62 QUAD KIT	UL, CSA, RoHS	—	CA, PA, TX
71A8071001D	913700556409	HPS BAL 100W S54 QUAD KIT	UL, CSA, RoHS	—	CA, PA, TX
71A8172001D	913700556509	HPS BAL 150W S55 QUAD KIT	UL, CSA, RoHS	—	CA, PA, TX
71A8251001D	913710414701	HPS BAL 250W S50 5-TAP KIT	UL, CSA, RoHS	—	CA, PA, TX
71A8271001D	913700556609	HPS BAL 250W S50 QUAD KIT	UL, CSA, RoHS	—	CA, PA, TX
71A8453001D	913710414801	HPS BAL 400W S51 5-TAP KIT	UL, CSA, RoHS	—	CA, PA, TX
71A8753001	913710405501	HPS BAL 1000W S52 5-TAP KIT	UL, CSA, RoHS	—	CA, PA, TX

Advance ballasts

(continued)



Advance ballasts

Catalog Number	Model Number	Product Description	Compliance	Dimming	Distribution Center
Mark 7 Ballast					
IZT2PSP32SC35I	913701260901	Electronic Ballast (2) F32T8 120-277V	UL, CSA, RoHS	Yes	CA, PA, TX
IZT3PSP32SC35I	913701261701	Electronic Ballast (3) F32T8 120-277V	UL, CSA, RoHS	Yes	CA, PA, TX
IZT4PSP32G35M	913701251002	Electronic Ballast (4) F32T8 120-277V	UL, CSA, RoHS	Yes	CA, PA, TX
Optanium Ballast					
IOPA1P32N35I	913701216101	Electronic Ballast (1) F32T8 120-277V	UL, CSA, RoHS	—	CA, PA, TX
IOP2P59N35I	913701262101	Electronic Ballast (2) F96T8 120-277V	UL, CSA, RoHS	—	CA, PA, TX
IOPA2P32N35I	913701216301	Electronic Ballast (2) F32T8 120-277V	UL, CSA, RoHS	—	CA, PA, TX
IOPA3P32N35I	913701245401	Electronic Ballast (3) F32T8 120-277V	UL, CSA, RoHS	—	CA, PA, TX
IOPA4P32N35I	913701235501	Electronic Ballast (4) F32T8 120-277V	UL, CSA, RoHS	—	CA, PA, TX
IOPA1P32LWN35I	913701216001	Electronic Ballast (1) F32T8 120-277V	UL, CSA, RoHS	—	CA, PA, TX
IOPA2P32LWN35I	913701216201	Electronic Ballast (2) F32T8 120-277V	UL, CSA, RoHS	—	CA, PA, TX
IOPA3P32LWN35I	913701245501	Electronic Ballast (3) F32T8 120-277V	UL, CSA, RoHS	—	CA, PA, TX
IOPA4P32LWN35I	913701235601	Electronic Ballast (4) F32T8 120-277V	UL, CSA, RoHS	—	CA, PA, TX
IOP2PSP32N35I	913701260601	Electronic Ballast (2) F32T8 120-277V	UL, CSA, RoHS	—	CA, PA, TX
IOP3PSP32SC35I	9137010894401	Electronic Ballast (3) F32T8 120-277V	UL, CSA, RoHS	—	CA, PA, TX
IOP4PSP32SC35I	9137010894601	Electronic Ballast (4) F32T8 120-277V	UL, CSA, RoHS	—	CA, PA, TX
IOP2PSP32LWN35M	913701260702	Electronic Ballast (2) F32T8 120-277V	UL, CSA, RoHS	—	CA, PA, TX
IOP3PSP32LWSC35I	9137010894301	Electronic Ballast (3) F32T8 120-277V	UL, CSA, RoHS	—	CA, PA, TX
IOP4PSP32LWSC35I	9137010894501	Electronic Ballast (4) F32T8 120-277V	UL, CSA, RoHS	—	CA, PA, TX
SignPro Ballast					
ISB021612EI	913701262201	Electronic Sign Ballast (1-2) T12HO 2-16FT 120-277V	UL, CSA, RoHS	—	CA, PA, TX
ISB043214EI	913701262301	Electronic Sign Ballast (1-4) T12HO 4-32FT 120-277V	UL, CSA, RoHS	—	CA, PA, TX
ISB084846EI	913701262401	Electronic Sign Ballast (4-6) T12HO 8-48FT 120-277V	UL, CSA, RoHS	—	CA, PA, TX
ISB104014EI	913701262501	Electronic Sign Ballast (1-4)T12HO 10-40FT 120-277V	UL, CSA, RoHS	—	CA, PA, TX
SmartMate CFL Ballast					
ICF2S13H1LDK	913700500811	Electronic Ballast (1) or (2) 13W CFL (4-Pin) 120-277V Kit	UL, CSA, RoHS	—	CA, PA, TX
ICF2S18H1LDK	913700500821	Electronic Ballast (1) or (2) 18W CFL (4-Pin) 120-277V Kit	UL, CSA, RoHS	—	CA, PA, TX
ICF2S26H1LDK	913700500831	Electronic Ballast (1) or (2) 26W, (1) 32W, (1) 42W CFL (4-Pin) 120-277V Kit	UL, CSA, RoHS	—	CA, PA, TX
ICF2S42M2LDK	913710209004	Electronic Ballast (2) 26W, (2) 32W, (2) 42W CFL (4-Pin) 120-277V Kit	UL, CSA, RoHS	—	CA, PA, TX

GENLYTE SOLUTIONS

a  **signify** business

© 2026 Signify Holding. All rights reserved. The information provided herein is subject to change, without notice. Signify does not give any representation or warranty as to the accuracy or completeness of the information included herein and shall not be liable for any action in reliance thereon. The information presented in this document is not intended as any commercial offer and does not form part of any quotation or contract, unless otherwise agreed by Signify.

Signify North America Corp.
400 Crossing Blvd, Suite 600
Bridgewater, NJ 08807
Telephone: 800-555-0050

Signify Canada Ltd.
281 Hillmount Road,
Markham, ON, Canada L6C 2S3
Telephone: 800-668-9008

All trademarks are owned by Signify Holding or their respective owners.