



Lightolier 3D Printed Decorative Pendants, RD Series allows for thousands of different combinations, tailored to seamlessly match any indoor environment. Create dynamic new decorative styles for your projects by selecting from a variety of polycarbonate materials, visually rich surface textures, unique and creative shapes. Unleash your inner creator and select from the many options these decorative pendants have to offer.

This portfolio of luminaires is powered by myCreation, Genlyte's advanced additive manufacturing technology that enables rapid production of high-quality, customizable luminaires. It streamlines design-to-delivery with on-demand colors, textures, and configurations—while reducing components and using 3D-printed parts made from at least 75% recycled or mass-balanced, bio-circular materials.

Project: _____
 Location: _____
 Cat.No: _____
 Type: _____
 Qty: _____
 Notes: _____

Fixture

example: 3DP SS AP WHGL LC S CO WH BK E26 FL

Series	Shape	Colors	Textures	Mounting options				Socket	Bulb
				Method	Style	Colors	Cable colors		
3DPSS									
3DP SS RD Series	AP Apple PR Pear RD Ridge TW Twist CN Cone BL Bell UM Umbrella	<p>Satin colors</p> BKST Satin Black BSST Satin Brass BZST Satin Bronze CAPP Satin Cappuccino GYST Satin Grey ROSE Satin Rose SAGE Satin Sage WHST Satin White	<p>Opaque textures</p> LC Layered Coarse LF Layered Fine NL Natural Lines HL Horizontal Lines PY Pyramids TCO Tufted Coarse VE Vertical Elegant WO Woven Oval WR Woven Round WCO Wavy Coarse	S Surface	CO Conical canopy DI Disk canopy	WH White mount BK Black mount SI Silver mount #### Mounting in Shade Color Note: For options with blank spaces, add the color of your choice from the above color options.	WH White BK Black	E26 E26 socket GU24 GU24 socket (order bulb separately)	N No Bulb FL Clear Filament FR Frosted, 3000K Dim
		<p>Transparent colors</p> CL Clear DIFF Diffuse GYSM Smokey Grey WHTL Translucent white	<p>Transparent textures</p> TC Tufted Coarse HF Horizontal Fine VC Vertical Coarse CUST Custom Logo only offered in Apple, Bell, Cone & Umbrella shapes	T Track	L Lightolier	WH White adapter BK Black adapter			

Note: Different colors, textures and custom logo options are available upon request.

Features

- Customizable:** choose from a wide variety of colors, textures, shapes and styles. Over 170K options.
- Sustainable:** 3D Printed products produce less carbon emissions when compared to traditional, conventional luminaires.
- Local production:** Printed & assembled in Littlestown, PA.
- Quick delivery:** Created on demand and shipped in weeks.

Electrical

- Dimming:** Dimming possibilities are dependent on LED Lamps.
- Maximum Wattage:** 15W
- Track Mount:** Standard Lightolier track adapter option. Cable length and adapter wiring to be adjusted and wired at the time of install.
- Photometrics:** Dependant on type of lamp used. Check lamp's spec sheet for details. For additional lamp photometric files, please view the 3D Printed Tailored Lighting configurator website (linked on page 1).

Labels

cULus Listed, 5 year warranty, IP20 & RoHS Red List Declare label certified, ID SGY-0009 (View full Declare label)

Buy American Act of 1933 (BAA)

This product is manufactured in one of our US factories and, as of the date of this document, this product was considered a commercially available off-the-shelf (COTS) item meeting the requirements of the BAA. This BAA designation hereunder does not address (i) the applicability of, or availability of a waiver under, the Trade Agreements Act, or (ii) the "Buy America" domestic content requirements imposed on states, localities, and other non-federal entities as a condition of receiving funds administered by the Department of Transportation or other federal agencies. Prior to ordering, please visit www.signify.com/baa to view a current list of BAA-compliant products to confirm this product's current compliance.



Unleash your inner creator

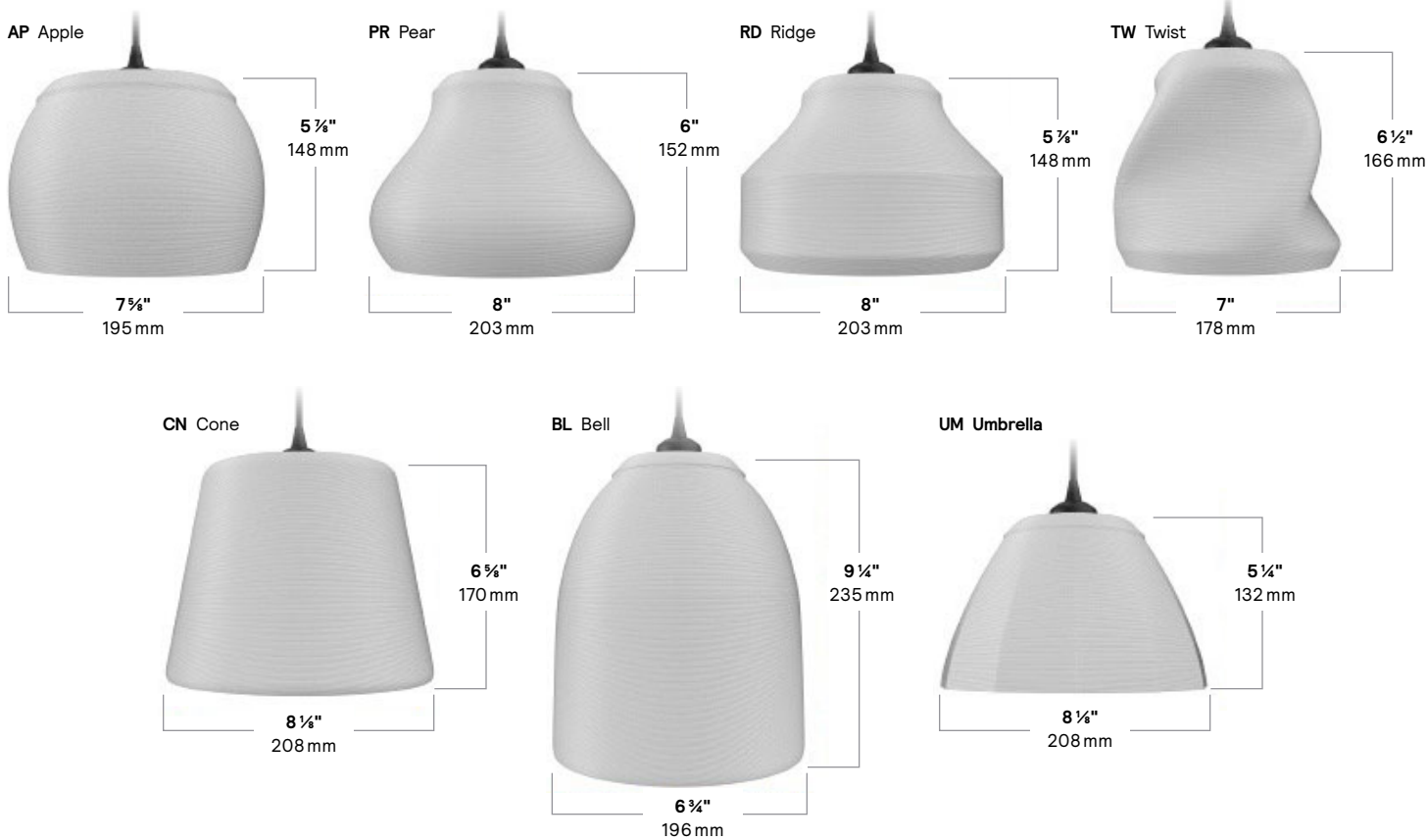
To configure your custom 3D printed luminaire, scan this QR Code with your smartphone's camera or visit us at: <https://www.3dprinted.lighting.lightolier.com/en/us/RD-Series/>



Decorative Pendants

3D RD Series

Dimensions



CUST Custom Logo

Available in Apple, Pear, Ridge, Cone, Bell, & Umbrella shapes (not available in twist shape).



Decorative Pendants

3D RD Series

LC Layered Coarse



DIFF Diffuse



BKST
Satin Black




BSST
Satin Brass



BZST
Satin Bronze



CAPP
Satin Cappuccino



GYST
Satin Grey



ROSE
Satin Rose



SAGE
Satin Sage



WHST
Satin White

LF Layered Fine



DIFF Diffuse



BKST
Satin Black




BSST
Satin Brass



BZST
Satin Bronze



CAPP
Satin Cappuccino



GYST
Satin Grey



ROSE
Satin Rose



SAGE
Satin Sage



WHST
Satin White

NL Natural Lines



DIFF Diffuse



BKST
Satin Black




BSST
Satin Brass



BZST
Satin Bronze



CAPP
Satin Cappuccino



GYST
Satin Grey



ROSE
Satin Rose



SAGE
Satin Sage



WHST
Satin White

HL Horizontal Lines



DIFF Diffuse



BKST
Satin Black




BSST
Satin Brass



BZST
Satin Bronze



CAPP
Satin Cappuccino




GYST
Satin Grey



ROSE
Satin Rose



SAGE
Satin Sage



WHST
Satin White

PY Pyramids



DIFF Diffuse



BKST
Satin Black




BSST
Satin Brass



BZST
Satin Bronze



CAPP
Satin Cappuccino




GYST
Satin Grey



ROSE
Satin Rose



SAGE
Satin Sage



WHST
Satin White

Decorative Pendants

3D RD Series

TCO Tufted Coarse



DIFF Diffuse




VE Vertical Elegant




DIFF Diffuse



WO Woven Oval




DIFF Diffuse



WR Woven Round



DIFF Diffuse



WCO Wavy Coarse



DIFF Diffuse

