

signify  
interact



# Easy. Effective. Smart.

Introducing Interact for intelligent buildings

Fully compliant with all standard regulations to claim utility rebates  
(ASHRAE, Title 24, IECC, UL924, DLC)






## How can businesses benefit from smart lighting?

Interact is a wireless, smart lighting system with luminaire-integrated, connected sensing technology. Interact can boost energy savings while helping to make spaces comfortable, secure and productive.

With its three-tier offering, Interact is ready for every step of your smart lighting journey.

# The Interact advantage

## Installation savings



Limit installation efforts to 1:1 lighting changes from fluorescent to LED with luminaire level lighting controls.

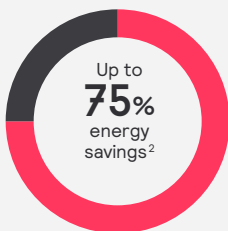
No control wires and no need for ceiling access. No extra wiring, connectors, copper, or tubes.



Spend less time onsite with setups thanks to an intuitive App and IR based commissioning process.

Create flexible wireless lighting zones and sensor behaviors to meet your customer's needs.

## Energy savings



Adaptive dimming and dwell time features enable the system to adapt to occupancy patterns in real time – delivering deep energy savings while maintaining occupancy comfort levels. This system can help you boost your energy savings, reach your sustainability targets and enhance occupancy comfort levels immediately.

## Code compliancy



### Meet the latest building codes<sup>3</sup>

Qualify for utility rebates with luminaire level controls:

- Cyber security certified as per IEC62443-4-1
- Meet building codes (ASHRAE, Title 24, IECC)
- No IT, No gateways, No wiring
- Touchless controls
- DLC compliant

1. Versus legacy systems based on installer interviews.

2. Based on installation in the GSA-operated Metcalfe Federal Building located in Chicago, Illinois. This project was installed under the GSA Green Proving Ground Program. <https://www.assets.signify.com/is/content/Signify/Assets/philips-lighting/united-states/20201013-gpg-findings-integrated-with-alc.pdf>

3. Check with your distributor for details.



New

# Lighting for Wellbeing with Interact

## Light has a visual impact, a biological impact and emotional benefits

The combination of these elements is essential for people's well being and the foundation for human-centric lighting.



### Build well

Increase your building's appeal and achieve WELL Building Certification.



### See well

Improve comfort and light levels with LED lighting.



### Perform well

Help everyone thrive at work with the right light at the right time during the day.



### Feel well

Lead the way to healthy, more engaging work spaces with personalized lighting control.

## More lighting flexibility with Tunable White

Easily change LED intensities and color temperature to mimic natural daylight patterns for optimal visual comfort.



## Create engaging spaces

Tunable white solutions with Interact offer the freedom to create different ambiances in offices, schools, retail spaces, and healthcare environments.





## Step 1:

### Start simple with a standalone system

- ✓ Smart lighting with luminaire integrated occupancy and daylight sensor.
- ✓ Simply connect the Interact ready luminaires, retrofit kits and lamps with the intuitive Interact Pro app through a Bluetooth connection.
- ✓ Add sensors, switches, 3rd party 0-10V or phase dimming luminaires.
- ✓ Set-up is simple and straightforward, just like SpaceWise: no need for additional wiring or access to the building's internet connection.
- ✓ Save up to 80 % on installation and material cost compared with more complex systems.<sup>4</sup>
- ✓ Boost energy savings up to 75 % with the unique adaptive dimming and dwell time features.<sup>5</sup>

## Step 2:

### Add a gateway for more benefits

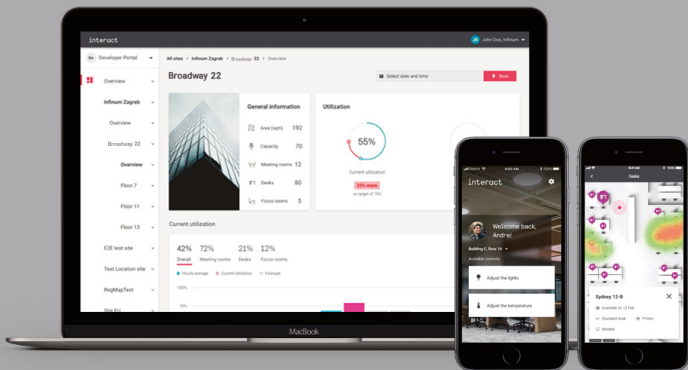
- ✓ Boost energy savings up to 85% with addition of gateways.
- ✓ Instant access to cloud-based benefits and functionality such as scheduling, remote access, adaptation and energy monitoring, light point information regarding lifetime and health, as well as regular feature updates.
- ✓ Integrated utilities for Open ADR based demand response strategy.



## Step 3:

### Tap into the full potential of the IoT

- ✓ Access to occupancy, asset health and environmental sensing data.
- ✓ Optimize workspace quality, improve safety and productivity and boost employee engagement – even across multi-sites.
- ✓ Unlock more savings with BMS integration.
- ✓ Minimize waste with real time way-finding and desk/room booking tools.



Learn more about the benefits of Interact at: [www.interact-lighting.com/interactproscalablesystem](http://www.interact-lighting.com/interactproscalablesystem)

4. Compared to wired networked lighting control systems.

5. Based on installation in the GSA-operated Metcalfe Federal Building located in Chicago, Illinois. This project was installed under the GSA Green Proving Ground Program. <https://www.assets.signify.com/is/content/Signify/Assets/philips-lighting/united-states/20201013-gpg-findings-integrated-with-alc.pdf>



# Functionalities overview














		Standalone	Gateway	Gateway + IoT
Meet building codes	Integrated occupancy and daylight sensing	✓	✓	✓
	Manual ON	✓	✓	✓
	Partial automatic ON	✓	✓	✓
	Multi-level continuous dimming	✓	✓	✓
	Automatic shut-off control	✓	✓	✓
	Automatic daylight responsive control	✓	✓	✓
	Dimming, daylight harvesting & occupancy controls	✓	✓	✓
	Automatic receptacle control (Plug load control)	✓	✓	✓
	Outdoor Parking Sensor	✓	✓	✓
	UL924 Emergency	✓	✓	✓
	Automatic Demand Responsive controls (Open ADR)		✓	✓
Comply with DLC	Networking of luminaires and devices	✓	✓	✓
	Luminaire Level Lighting Control (LLLC, integrated)	✓	✓	✓
	High-end trim	✓	✓	✓
	Zoning	✓	✓	✓
	Individual addressability	✓	✓	✓
	Cybersecurity	✓	✓	✓
Maximize energy savings, rebates & comfort	BlueTooth (BLE) connectivity (for commissioning only)	✓	✓	
	Scene control	✓	✓	✓
	Energy reporting and export		✓	✓
	Scheduling		✓	✓
	Device monitoring/remote diagnostics		✓	✓
Beyond code	Circadian lighting support	✓	✓	✓ *
	Remote management		✓	✓
	Multi-site management		✓	✓
	Floor plan visualization			✓
	Occupancy analytics (heatmaps)			✓
	BACnet integration			✓
	APIs (light control, occupancy, people count)			✓
	Physically swap/upgrade sensors			✓
IoT features	Room booking via App (e.g. meeting room reservation)			✓
	Interface for Outlook and Google calendar integration			✓
	Desk booking via App			✓
	Temperature & humidity sensing (via SC1500 sensor)			✓
	Noise classification sensing (via SC1500 sensor)			✓
	Wayfinding via App			✓
	Indoor positioning SDK			✓
	IoT Apps: Kiosk App, Space Management App, Workspace App			✓

\* Consult factory









# Building blocks and luminaires

## Sensing and control devices








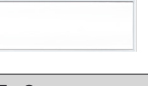

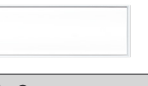
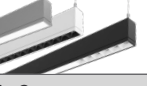



							
SC200 & SC100	Multi-sensor Bundle for Gateway + IoT	Sensor SNH210IA	Wireless scene switches Options for battery-powered, self-powered, and mains-powered switches		0-10V or Phase control modules	UL924 shunt module	Wireless load controller w/0-10V
							
RF Switch Relay	Outdoor parking sensor		Battery powered wireless IP42 sensor*		Outdoor repeater for parking applications	Commissioning device	

## Gateway devices

















## Interact software applications

						
Optional wireless gateway for insights and lighting management	Gateway for demand response	Bidirectional OpenADR Gateway	Interact Pro Portal	Interact Building Manager	Interact Space Manager and Worspace App	Interact App for setup

## Ledalite luminaires







						
ArcForm	BoldPlay	FloatPlane	Sona	SilkSpace	SyncLine	BloomBox
						
TruGroove recessed	TruGroove suspended	TruGroove recessed micro	TruGroove suspended micro	EyeLine	ModiFly	NatureConnect

## Day-Brite luminaires

							
FormFlex	ClearAppeal	SoftTrace	DualLED	EvoGrid	FluxGrid gen 1 & 2	FluxPanel	FluxSpace
							
FluxStream strip	FluxStream wrap	FluxStream industrial	LBX suspended	FBY high bay	FBX high bay	FBZ high bay	HBY high bay

## Lightolier luminaires

## Indoor 0-10V phase-dim luminaires

						
Calculite gen 3	LyteProfile	EasyLyte	Commercial retrofit downlight	ModuLyte	Track lighting	Decorative lighting

## Phillips retrofit kit and lamps

## Gardco luminaires

					
EvoKit Click	EvoKit gen 5	MasterConnect TLED	SoftView	EcoForm site & area	OptiForm site & area

## Gardco luminaires

## Stonco luminaires

					
PureForm site & area	121 wall mount	PureForm wall mount	Form Ten site & area	LytePro Area	LytePro Garage and Canopy



# Currently supported maximum system size

To be able to design the lighting system correctly for the customer, it is important to know the prime characteristics of the system, its possibilities and limitations.

System level	
Total number of gateways	Unlimited
Total number of devices	200 per network
• luminaires with integrated sensors	150
• smart TLEDs	150
Total number of ZGP devices (sensors and switches)	50
• sensors	30
• switches	50
• zones and groups	64
Group level	
Number of lights	40
Number of ZGP devices	5
Number of scenes	16
Wireless design considerations & recommendations	
Distance between wireless devices in the same application space	Less than 30 ft
Distance between an indoor wireless device and outdoor wireless device	Less than 10 ft
Distance from the gateway to an outdoor wireless device	Less than 20 ft
Best practice is to have at least 2 wireless devices within the recommended distance of the gateway.	

➤ **Questions about Interact? Contact us directly.**

<https://www.interact-lighting.com/en-us/get-in-touch> or

General inquiries: 1-833-468-7776, Field support: 1-800-555-0050 (Monday – Friday, 8am – 8pm EST)

**signify**  
**interact**

© 2026 Signify Holding. All rights reserved. The information provided herein is subject to change, without notice. Signify does not give any representation or warranty as to the accuracy or completeness of the information included herein and shall not be liable for any action in reliance thereon. The information presented in this document is not intended as any commercial offer and does not form part of any quotation or contract, unless otherwise agreed by Signify.



Signify North America Corp.  
400 Crossing Blvd, Suite 600  
Bridgewater, NJ 08807  
Telephone: 800-555-0050

Signify Canada Ltd.  
281 Hillmount Road,  
Markham, ON, Canada L6C 2S3  
Telephone: 800-668-9008

All trademarks are owned by Signify Holding or their respective owners.