



LumeC RoadFocus Plus LED cobra head luminaires feature a unique and patented design with minimalist profile maintaining key cobra head characteristics. Connectable ready, and available in 4 sizes, the RoadFocus Plus family offers multiple lumen packages with industry leading efficacy, a complete array of optical distributions, ensuring the right fit for any type of roadway application. This family also includes Service Tag, which enables data delivery and information sharing, and provides assistance throughout the life of the product.

Project: _____
 Location: _____
 Cat.No: _____
 Type: _____
 Lumens: _____ Qty: _____
 Notes: _____



Ordering guide²⁵

example: RPL-135W90LED-740-G1-R2M-UNV-DMG-HSS-PH8-TLRD7-GY3

Series	LED module	CCT	Gen.	Distribution	Voltage	
RPN			G1			
RPN RoadFocus Plus nano	10W10LED ^{1,2}	740 4000K/70CRI	G1 Gen 1	Type 2	UNV 120-277V HVU 347-480V	
	15W10LED ^{1,2}	730 3000K/70CRI		R2M ⁴ Type II Medium R2S ⁵ Type II Short		
	20W10LED ^{1,2}	727 ³ 2700K/70CRI				
	25W10LED ^{1,2}	722 ³ 2700K/70CRI		Type 3 R3M Type III Medium		
	30W10LED ¹	840 ³ 4000K/80CRI				
	35W10LED	830 ³ 3000K/80CRI		Type 4 4 ²¹ Type IV		
	40W10LED	827 ³ 2700K/80CRI				
	45W10LED			Type 5 5 Type V		
	50W10LED					
	55W10LED					
	15W20LED ^{1,2}	80W20LED ²				
	20W20LED ^{1,2}	85W20LED ^{2,21,26}				
	25W20LED ^{1,2}	95W20LED ^{2,21,26}				

Options						Finish
Controls ⁶	Options					
ZD4i ¹ Zhaga-D4i certified luminaire	OMS ¹² FAWS ^{2,18}	Outdoor Multi-Sensor Field adjustable wattage switch (factory preset at position 10)	TLRD7 ^{9,16}	Tool less receptacle for twist-lock photocell or shorting cap, 7-pin (standard)	API Options	BK Black BR Bronze GY3 Gray WH White
D4id ¹ D4i driver (DALI)	FAWSPx ^{2,18}	Field Adjustable wattage switch, factory preset at position x (select 0-9)	SP2	20kV / 10kA Surge protector	API Factory installed NEMA label, ANSI C136.15-2020 compliant	
DMG ⁹ 0-10V driver	JP	Job Pack	SP1X	Fail-Off 10kV/5kA Surge protector	API2011 Factory installed NEMA label, ANSI C136.15-2011 compliant	
Legacy ²²	NRC ¹³ PH8 ^{1,14}	No receptacle Twist-lock photoelectric cell (347VAC)	SP2X	Fail-Off 20kV/10kA Surge protector	API2015 Factory installed NEMA label, ANSI C136.15-2015 compliant	
D4i ^{1,7,8} Zhaga-D4i certified luminaire	PH8/347 ^{1,14}	Twist-lock photoelectric cell (347VAC)	TLRSR ^{7,8,17}	SR receptacle	Visual Comfort Options¹⁹	
DALI ¹ Digitally addressable lighting interface	PH8/480 ^{14,15}	Twist-lock photoelectric cell (480VAC)	Light Trespass Options¹⁹		VCD Visual Comfort Diffuser	
SRD ¹ Sensor ready driver, standard configuration	PHXL ^{1,14} PH9 ¹⁴	Twist-lock photoelectric cell, extended life, UNV (120-277VAC) Shorting cap	US ^{10,11} CSS ^{10,11} HSS ^{10,11}	Universal Shield Cul-de-Sac Shield House Side Shield	VCDLTS ²⁰ Light Trespass Universal Shield for VCD VCDUS ²⁰ Up light shield for VCD	
					Domestic Preference Options	
					BAC ²³ Meets the requirements of the Buy America Act of 1933 (BAA)	
					BABA ²⁴ Meets the requirements of the Build America, Buy America Act (BABA)	
					BABAF ²³ Meets the requirements of the Build America Buy America Act for projects funded through FHWA that are obligated before October 1, 2026, and meets the Buy America preferences for FTA	

- Not available with HVU Voltage option.
- Only available with DMG Driver option.
- Extended lead-time may apply (consult factory).
- Optimized for Type 2 Medium applications but may show as Type 3 Medium in photometric tools.
- Optimized for Type 2 Short applications but may show as Type 2 Medium in photometric tools.
- Select one mandatory option.
- TLRSR must be selected with ZD4i Driver option.
- Not available with 20LED versions.
- Please note this integrated feature come standard with RoadFocus.
- Refer to Accessories section to confirm compatibility of shields with optical distribution.
- One shield provided per LED light engine.
- TLRSR Option and ZD4i Driver option must be selected with OMS.
- Not available with PH8, PHXL, PH9, D4id, TLRD7, or SRD Driver options.
- TLRD7 must be selected for this option.
- Not available with UNV Voltage option.
- Use of photoelectric cell or shorting cap is required to ensure proper illumination.
- Only available with ZD4i or SRD Driver options.
- Not available with SP1X or SP2X options.
- Light Trespass Options and Visual Comfort Options cannot be used together, select from one section only if needed.
- VCDLTS and VCDUS cannot be used simultaneously with the Visual Comfort Diffuser. Select only one of them if needed. VCD must be selected for these.
- Visual Comfort Options not available.
- Legacy codes for backward compatibility on existing GPL. Please use new coding where possible.
- Failure to properly select the "BAC" suffix could result in you receiving product that is not BAA compliant product with no recourse for an RMA or refund. This BAC designation hereunder does not address (i) the applicability of, or availability of a waiver under, the Trade Agreements Act, or (ii) the "Buy America" domestic content requirements imposed on states, localities, and other non-federal entities as a condition of receiving funds administered by the Department of Transportation or other federal agencies. Genlyte's products with a BAC option code designation are manufactured in the US and utilize a BAA COTS exemption rule for compliance. "BABAF" designates the product will meet the standards set by FHWA for BABA and FTA for Buy America. As noted, for FHWA BABA compliance, applicable projects must be funded by October 1, 2026.
- Build America, Buy America Act (BABA). BABA establishes the minimum domestic content requirements that federal agencies must apply. This product is manufactured in the US and has a domestic content of 55% or more. This BABA designation does not address the "Buy America" domestic content requirements, which may be stricter, imposed on states, localities, and other non-federal entities as a condition of receiving funds administered by federal agencies.
- Correlated Color Temperatures (CCTs) of 3000K and warmer are IDA Dark Sky Approved, except for VCD. However, using VCDLTS or VCDUS with VCD at CCTs of 3000K and warmer is IDA Dark Sky Approved.
- Universal shield not available.



RPN RoadFocus Plus

LED Cobra head (nano)

Light Trespass Accessories*

Must be ordered as separate line items – quickly and easily installed in the field.

Note: The Universal Shield, when ordered as an accessory, is shipped separately in a box containing 10 pieces

Description	Accessory Ordering Code	Shield vs Distribution Compatibility				
		10 LED version**	R2S	R2M	R3M	4
Universal shield	ACC-10LED-US	Yes	Yes	Yes	Yes	Yes
Cul-de-sac shield	ACC-LG66V10LED-CSS	Yes	Yes	Yes	No	No
House side shield	ACC-LG66V10LED-HSS	Yes	Yes	Yes	No	No

Universal Shield

Using these options on configurations not listed where the ambient temperature exceeds this rating may result in premature product failure due to overheating and will void the warranty.

Ambient Temp	Universal Shield
40°C	80W or lower
50°C	75W or lower

Predicted Lumen Depreciation Data

Derived from LED manufacturer's data and engineering design estimates, based on IESNA LM-80 methodology. Actual experience may vary due to field application conditions. L70 is the predicted time when LED performance depreciates to 70% of initial lumen output. Calculated per IESNA TM21-21.

Ambient Temperature	L70 per TM-21	Lumen Maintenance at			
		25K hrs	50K hrs	75K hrs	102K hrs
25°C	>102,000 hrs	98.0%	96.1%	94.1%	92.1%

Wattage Values

Ordering Code	Total LEDs	Light Engine Configuration	Avg. System Watts (W) ¹	Wattage Label ²
RPN-10W10LED	10	1x10LED	10	10
RPN-15W10LED	10	1x10LED	15	10
RPN-20W10LED	10	1x10LED	20	20
RPN-25W10LED	10	1x10LED	24	20
RPN-30W10LED	10	1x10LED	29	30
RPN-35W10LED	10	1x10LED	34	30
RPN-40W10LED	10	1x10LED	39	40
RPN-45W10LED	10	1x10LED	44	40
RPN-50W10LED	10	1x10LED	49	50
RPN-55W10LED	10	1x10LED	54	50
RPN-15W20LED	20	2x10LED	15	10
RPN-20W20LED	20	2x10LED	20	20
RPN-25W20LED	20	2x10LED	24	20
RPN-30W20LED	20	2x10LED	29	30
RPN-35W20LED	20	2x10LED	34	30
RPN-40W20LED	20	2x10LED	39	40
RPN-45W20LED	20	2x10LED	44	40
RPN-50W20LED	20	2x10LED	49	50
RPN-55W20LED	20	2x10LED	54	50
RPN-60W20LED	20	2x10LED	59	60
RPN-65W20LED	20	2x10LED	64	60
RPN-70W20LED	20	2x10LED	68	70
RPN-75W20LED	20	2x10LED	74	70
RPN-80W20LED	20	2x10LED	78	80
RPN-85W20LED	20	2x10LED	84	80
RPN-95W20LED ³	20	2x10LED	93	90

1. Typical values, rounded.

2. As per ANSI C136.15-2020. Consult factory for other labeling needs.

3. Rated for +40°C / +104°F.

* Consult Signify to confirm whether specific accessories are BAA-compliant.

** Refer to Wattage table to confirm light engine configuration. Example, if configuration is 2x40LED, 2 of the desired shields and/or diffuser must be ordered per luminaire.

Visual Comfort Accessories*

Description	Ordering Code**
Visual Comfort Diffuser	ACC-10LED-VCD
Light Trespass Universal Shield for VCD	ACC-10LED-VCDLTS
Up light shield for VCD	ACC-10LED-VCDUS

Visual Comfort Option compatibility

Using these options on configurations not listed where the ambient temperature exceeds this rating may result in premature product failure due to overheating and will void the warranty.

Ambient Temp	VCD & VCD+VCDUS	VCD+VCDLTS
40°C	Up to 80W	Up to 75W
50°C	Up to 75W	Up to 60W



Field Adjustable Wattage (FAWS) Multiplier Chart

FAWS Position	Typical Delivered Lumens Multiplier	Typical System Wattage
1	0.29	0.30
2	0.50	0.50
3	0.58	0.60
4	0.69	0.70
5	0.74	0.75
6	0.80	0.83
7	0.86	0.86
8	0.91	0.91
9	0.96	0.95
10	1.00	1.00

Note: Typical value accuracy ± 5%.

Connected lighting

Interact City connector node provides the plug and play wireless communications technology to connect your street light to the Interact City lighting management system.



Accessory Ordering Code	Description
LLC	Interact City cellular technology connector node

Contact the factory for additional support when connected lighting or additional services are desired.

RPN RoadFocus Plus

LED Cobra head (nano)

4000K LED Lumen values - multiply values by 0.9 for 80CRI, multiply 4000K values by 0.827 for 2200K

Ordering Code	Type R2S			Type R2M			Type R3M			Type 4			Type 5		
	Lumen Output	Efficacy (LPW)	BUG Rating	Lumen Output	Efficacy (LPW)	BUG Rating	Lumen Output	Efficacy (LPW)	BUG Rating	Lumen Output	Efficacy (LPW)	BUG Rating	Lumen Output	Efficacy (LPW)	BUG Rating
RPN-10W10LED	1763	180	B1-U0-G1	1691	173	B1-U0-G1	1747	178	B1-U0-G1	1712	175	B0-U0-G1	1713	175	B1-U0-G1
RPN-15W10LED	2594	178	B1-U0-G1	2488	170	B1-U0-G1	2571	176	B1-U0-G1	2519	172	B1-U0-G1	2521	173	B2-U0-G1
RPN-20W10LED	3365	173	B1-U0-G1	3228	166	B1-U0-G1	3336	171	B1-U0-G1	3269	168	B1-U0-G1	3271	168	B2-U0-G1
RPN-25W10LED	4097	168	B1-U0-G1	3930	161	B1-U0-G1	4061	167	B1-U0-G1	3979	163	B1-U0-G1	3982	163	B3-U0-G1
RPN-30W10LED	4767	163	B1-U0-G1	4573	156	B1-U0-G1	4726	162	B1-U0-G1	4630	158	B1-U0-G1	4634	159	B3-U0-G1
RPN-35W10LED	5258	154	B2-U0-G2	5044	148	B1-U0-G1	5212	153	B1-U0-G1	5107	150	B1-U0-G1	5111	150	B3-U0-G1
RPN-40W10LED	5882	150	B2-U0-G2	5642	144	B2-U0-G2	5830	148	B2-U0-G1	5712	145	B1-U0-G2	5717	145	B3-U0-G1
RPN-45W10LED	6429	145	B2-U0-G2	6167	140	B2-U0-G2	6373	144	B2-U0-G1	6244	141	B1-U0-G2	6249	141	B3-U0-G2
RPN-50W10LED	6934	141	B2-U0-G2	6651	136	B2-U0-G2	6873	140	B2-U0-G2	6734	137	B1-U0-G2	6739	137	B3-U0-G2
RPN-55W10LED	7409	137	B2-U0-G2	7107	131	B2-U0-G2	7344	136	B2-U0-G2	7195	133	B1-U0-G2	7201	133	B3-U0-G2
RPN-15W20LED	2717	187	B1-U0-G1	2606	179	B1-U0-G1	2680	184	B1-U0-G1	2642	182	B1-U0-G1	2607	179	B2-U0-G1
RPN-20W20LED	3604	185	B1-U0-G1	3457	177	B1-U0-G1	3555	182	B1-U0-G1	3505	180	B1-U0-G1	3458	177	B2-U0-G1
RPN-25W20LED	4427	182	B1-U0-G1	4247	175	B1-U0-G1	4368	180	B1-U0-G1	4306	177	B1-U0-G1	4249	175	B3-U0-G1
RPN-30W20LED	5098	174	B2-U0-G2	4890	167	B1-U0-G1	5029	172	B1-U0-G1	4958	169	B1-U0-G1	4892	167	B3-U0-G1
RPN-35W20LED	5876	172	B2-U0-G2	5637	165	B2-U0-G2	5797	170	B1-U0-G1	5715	168	B1-U0-G2	5639	165	B3-U0-G1
RPN-40W20LED	6684	170	B2-U0-G2	6412	163	B2-U0-G2	6594	167	B2-U0-G1	6501	165	B1-U0-G2	6414	163	B3-U0-G2
RPN-45W20LED	7394	167	B2-U0-G2	7093	160	B2-U0-G2	7294	165	B2-U0-G2	7191	163	B1-U0-G2	7095	160	B3-U0-G2
RPN-50W20LED	8085	164	B2-U0-G2	7756	158	B2-U0-G2	7976	162	B2-U0-G2	7863	160	B1-U0-G2	7759	158	B3-U0-G2
RPN-55W20LED	8740	162	B2-U0-G2	8384	155	B2-U0-G2	8622	160	B2-U0-G2	8500	158	B1-U0-G2	8387	155	B3-U0-G2
RPN-60W20LED	9520	161	B2-U0-G2	9132	154	B2-U0-G2	9391	158	B2-U0-G2	9258	156	B1-U0-G2	9135	154	B4-U0-G2
RPN-65W20LED	10104	158	B3-U0-G3	9692	152	B2-U0-G2	9967	156	B2-U0-G2	9826	154	B1-U0-G2	9696	152	B4-U0-G2
RPN-70W20LED	10639	156	B3-U0-G3	10206	149	B2-U0-G2	10496	154	B2-U0-G2	10347	151	B1-U0-G2	10210	149	B4-U0-G2
RPN-75W20LED	11300	153	B3-U0-G3	10840	147	B2-U0-G2	11148	151	B2-U0-G2	10990	149	B2-U0-G2	10844	147	B4-U0-G2
RPN-80W20LED	11798	151	B3-U0-G3	11317	145	B3-U0-G3	11638	149	B3-U0-G2	11473	147	B2-U0-G2	11321	145	B4-U0-G2
RPN-85W20LED	12386	148	B3-U0-G3	11881	142	B3-U0-G3	12218	146	B3-U0-G2	12045	144	B2-U0-G2	11885	142	B4-U0-G2
RPN-95W20LED	13300	143	B3-U0-G3	12758	138	B3-U0-G3	13120	142	B3-U0-G2	12934	140	B2-U0-G2	12763	138	B4-U0-G2

3000K LED Lumen values - multiply values by 0.9 for 80CRI

Ordering Code	Type R2S			Type R2M			Type R3M			Type 4			Type 5		
	Lumen Output	Efficacy (LPW)	BUG Rating	Lumen Output	Efficacy (LPW)	BUG Rating	Lumen Output	Efficacy (LPW)	BUG Rating	Lumen Output	Efficacy (LPW)	BUG Rating	Lumen Output	Efficacy (LPW)	BUG Rating
RPN-10W10LED	1688	172	B1-U0-G1	1619	165	B1-U0-G1	1673	171	B1-U0-G1	1639	167	B0-U0-G1	1640	168	B1-U0-G1
RPN-15W10LED	2483	170	B1-U0-G1	2382	163	B1-U0-G1	2462	169	B1-U0-G1	2412	165	B1-U0-G1	2414	165	B2-U0-G1
RPN-20W10LED	3222	165	B1-U0-G1	3091	159	B1-U0-G1	3194	164	B1-U0-G1	3130	161	B1-U0-G1	3132	161	B2-U0-G1
RPN-25W10LED	3923	161	B1-U0-G1	3763	155	B1-U0-G1	3888	160	B1-U0-G1	3810	156	B1-U0-G1	3813	157	B3-U0-G1
RPN-30W10LED	4565	156	B1-U0-G1	4379	150	B1-U0-G1	4525	155	B1-U0-G1	4434	152	B1-U0-G1	4437	152	B3-U0-G1
RPN-35W10LED	5034	147	B2-U0-G2	4829	141	B1-U0-G1	4991	146	B1-U0-G1	4890	143	B1-U0-G1	4893	143	B3-U0-G1
RPN-40W10LED	5631	143	B2-U0-G2	5402	137	B1-U0-G1	5582	142	B1-U0-G1	5469	139	B1-U0-G2	5474	139	B3-U0-G1
RPN-45W10LED	6156	139	B2-U0-G2	5905	134	B2-U0-G2	6102	138	B2-U0-G1	5979	135	B1-U0-G2	5984	135	B3-U0-G1
RPN-50W10LED	6640	135	B2-U0-G2	6369	130	B2-U0-G2	6581	134	B2-U0-G1	6448	131	B1-U0-G2	6453	132	B3-U0-G2
RPN-55W10LED	7094	131	B2-U0-G2	6805	126	B2-U0-G2	7032	130	B2-U0-G2	6890	127	B1-U0-G2	6895	128	B3-U0-G2
RPN-15W20LED	2601	179	B1-U0-G1	2495	172	B1-U0-G1	2566	177	B1-U0-G1	2530	174	B1-U0-G1	2496	172	B2-U0-G1
RPN-20W20LED	3451	177	B1-U0-G1	3310	170	B1-U0-G1	3404	175	B1-U0-G1	3356	172	B1-U0-G1	3311	170	B2-U0-G1
RPN-25W20LED	4240	175	B1-U0-G1	4067	168	B1-U0-G1	4182	172	B1-U0-G1	4123	170	B1-U0-G1	4068	168	B3-U0-G1
RPN-30W20LED	4881	167	B1-U0-G1	4682	160	B1-U0-G1	4815	164	B1-U0-G1	4747	162	B1-U0-G1	4684	160	B3-U0-G1
RPN-35W20LED	5626	165	B2-U0-G2	5397	158	B1-U0-G1	5551	163	B1-U0-G1	5472	161	B1-U0-G2	5399	158	B3-U0-G1
RPN-40W20LED	6400	162	B2-U0-G2	6139	156	B2-U0-G2	6314	160	B2-U0-G1	6224	158	B1-U0-G2	6142	156	B3-U0-G2
RPN-45W20LED	7079	160	B2-U0-G2	6791	154	B2-U0-G2	6984	158	B2-U0-G2	6885	156	B1-U0-G2	6794	154	B3-U0-G2
RPN-50W20LED	7741	157	B2-U0-G2	7426	151	B2-U0-G2	7637	155	B2-U0-G2	7529	153	B1-U0-G2	7429	151	B3-U0-G2
RPN-55W20LED	8369	155	B2-U0-G2	8028	149	B2-U0-G2	8256	153	B2-U0-G2	8139	151	B1-U0-G2	8031	149	B3-U0-G2
RPN-60W20LED	9115	154	B2-U0-G2	8744	148	B2-U0-G2	8992	152	B2-U0-G2	8864	150	B1-U0-G2	8747	148	B4-U0-G2
RPN-65W20LED	9674	152	B2-U0-G2	9280	145	B2-U0-G2	9544	149	B2-U0-G2	9408	147	B1-U0-G2	9284	145	B4-U0-G2
RPN-70W20LED	10188	149	B3-U0-G3	9773	143	B2-U0-G2	10050	147	B2-U0-G2	9908	145	B1-U0-G2	9776	143	B4-U0-G2
RPN-75W20LED	10821	147	B3-U0-G3	10380	141	B2-U0-G2	10674	145	B2-U0-G2	10523	143	B1-U0-G2	10384	141	B4-U0-G2
RPN-80W20LED	11296	145	B3-U0-G3	10836	139	B2-U0-G2	11144	143	B2-U0-G2	10986	141	B2-U0-G2	10840	139	B4-U0-G2
RPN-85W20LED	11859	142	B3-U0-G3	11376	136	B3-U0-G3	11699	140	B3-U0-G2	11533	138	B2-U0-G2	11380	136	B4-U0-G2
RPN-95W20LED	12735	137	B3-U0-G3	12216	132	B3-U0-G3	12563	136	B3-U0-G2	12384	134	B2-U0-G2	12220	132	B4-U0-G2

Actual performance may vary due to installation variables including optics, mounting/ceiling height, dirt depreciation, light loss factor, etc.; highly recommended to confirm performance with a layout - contact Applications at signify.com/outdoorluminaire. Consult DLC QPL to confirm your specific fixture selection is DLC approved. Note: Some data may be scaled based on tests of similar but not identical luminaires.

RPN RoadFocus Plus

LED Cobra head (nano)

2700K LED Lumen values – multiply values by 0.9 for 80CRI

Ordering Code	Type R2S			Type R2M			Type R3M			Type 4			Type 5		
	Lumen Output	Efficacy (LPW)	BUG Rating	Lumen Output	Efficacy (LPW)	BUG Rating	Lumen Output	Efficacy (LPW)	BUG Rating	Lumen Output	Efficacy (LPW)	BUG Rating	Lumen Output	Efficacy (LPW)	BUG Rating
RPN-10W10LED	1561	159	B1-U0-G1	1497	153	B1-U0-G1	1547	158	B1-U0-G1	1515	155	B0-U0-G1	1517	155	B1-U0-G1
RPN-15W10LED	2297	157	B1-U0-G1	2203	151	B1-U0-G1	2276	156	B1-U0-G1	2230	153	B0-U0-G1	2232	153	B2-U0-G1
RPN-20W10LED	2979	153	B1-U0-G1	2858	147	B1-U0-G1	2954	151	B1-U0-G1	2894	148	B1-U0-G1	2896	149	B2-U0-G1
RPN-25W10LED	3627	149	B1-U0-G1	3479	143	B1-U0-G1	3595	148	B1-U0-G1	3523	145	B1-U0-G1	3525	145	B3-U0-G1
RPN-30W10LED	4221	144	B1-U0-G1	4049	138	B1-U0-G1	4184	143	B1-U0-G1	4100	140	B1-U0-G1	4103	140	B3-U0-G1
RPN-35W10LED	4655	136	B1-U0-G1	4465	131	B1-U0-G1	4614	135	B1-U0-G1	4521	132	B1-U0-G1	4525	133	B3-U0-G1
RPN-40W10LED	5207	132	B2-U0-G2	4995	127	B1-U0-G1	5162	131	B1-U0-G1	5057	129	B1-U0-G1	5061	129	B3-U0-G1
RPN-45W10LED	5692	129	B2-U0-G2	5460	124	B1-U0-G1	5642	128	B1-U0-G1	5528	125	B1-U0-G2	5533	125	B3-U0-G1
RPN-50W10LED	6139	125	B2-U0-G2	5889	120	B2-U0-G2	6085	124	B2-U0-G1	5962	122	B1-U0-G2	5967	122	B3-U0-G1
RPN-55W10LED	6559	121	B2-U0-G2	6292	116	B2-U0-G2	6502	120	B2-U0-G1	6370	118	B1-U0-G2	6376	118	B3-U0-G2
RPN-15W20LED	2405	165	B1-U0-G1	2307	159	B1-U0-G1	2373	163	B1-U0-G1	2339	161	B0-U0-G1	2308	159	B2-U0-G1
RPN-20W20LED	3191	164	B1-U0-G1	3061	157	B1-U0-G1	3147	161	B1-U0-G1	3103	159	B1-U0-G1	3062	157	B2-U0-G1
RPN-25W20LED	3920	162	B1-U0-G1	3760	155	B1-U0-G1	3867	159	B1-U0-G1	3812	157	B1-U0-G1	3762	155	B3-U0-G1
RPN-30W20LED	4513	154	B1-U0-G1	4329	148	B1-U0-G1	4452	152	B1-U0-G1	4389	150	B1-U0-G1	4331	148	B3-U0-G1
RPN-35W20LED	5203	153	B2-U0-G2	4991	146	B1-U0-G1	5132	151	B1-U0-G1	5060	148	B1-U0-G1	4993	146	B3-U0-G1
RPN-40W20LED	5918	150	B2-U0-G2	5677	144	B2-U0-G2	5838	148	B2-U0-G1	5755	146	B1-U0-G2	5679	144	B3-U0-G1
RPN-45W20LED	6546	148	B2-U0-G2	6279	142	B2-U0-G2	6458	146	B2-U0-G1	6366	144	B1-U0-G2	6282	142	B3-U0-G2
RPN-50W20LED	7159	146	B2-U0-G2	6867	140	B2-U0-G2	7062	144	B2-U0-G2	6961	142	B1-U0-G2	6869	140	B3-U0-G2
RPN-55W20LED	7738	143	B2-U0-G2	7423	138	B2-U0-G2	7633	141	B2-U0-G2	7525	139	B1-U0-G2	7426	138	B3-U0-G2
RPN-60W20LED	8428	142	B2-U0-G2	8085	136	B2-U0-G2	8314	140	B2-U0-G2	8196	138	B1-U0-G2	8088	136	B3-U0-G2
RPN-65W20LED	8945	140	B2-U0-G2	8581	134	B2-U0-G2	8824	138	B2-U0-G2	8699	136	B1-U0-G2	8584	134	B3-U0-G2
RPN-70W20LED	9420	138	B2-U0-G2	9036	132	B2-U0-G2	9293	136	B2-U0-G2	9161	134	B1-U0-G2	9039	132	B4-U0-G2
RPN-75W20LED	10005	136	B3-U0-G3	9597	130	B2-U0-G2	9870	134	B2-U0-G2	9730	132	B1-U0-G2	9601	130	B4-U0-G2
RPN-80W20LED	10445	134	B3-U0-G3	10019	128	B2-U0-G2	10304	132	B2-U0-G2	10158	130	B1-U0-G2	10023	128	B4-U0-G2
RPN-85W20LED	10965	131	B3-U0-G3	10518	126	B2-U0-G2	10817	129	B2-U0-G2	10664	127	B1-U0-G2	10523	126	B4-U0-G2
RPN-95W20LED	11775	127	B3-U0-G3	11295	122	B3-U0-G3	11616	125	B3-U0-G2	11451	124	B2-U0-G2	11299	122	B4-U0-G2

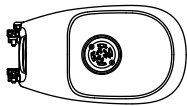
Actual performance may vary due to installation variables including optics, mounting/ceiling height, dirt depreciation, light loss factor, etc.; highly recommended to confirm performance with a layout - contact Applications at signify.com/outdoorluminaires. Consult DLC QPL to confirm your specific fixture selection is DLC approved.
 Note: Some data may be scaled based on tests of similar but not identical luminaires.

RPN RoadFocus Plus

LED Cobra head (nano)

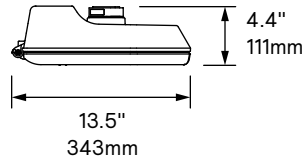
Dimensions

Top View

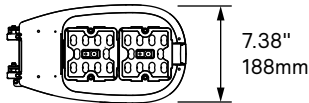


Weight: 6.9 lbs
EPA: 0.17 sq. feet

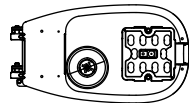
Side View



Bottom View (20 LEDs)



Bottom View (10 LEDs)



Shown with optional OMS

Specifications

Housing

Made of a low copper die cast Aluminum alloy (A360), 0.100" (2.5mm) minimum thickness. Fits on a 1.66" (42mm) O.D. (1.25" NPS), 1.9" (48mm) O.D. (1.5" NPS) or 2 3/8" (60mm) O.D. (2" NPS) by 5 1/2" (140mm) minimum long tenon. Comes with a zinc plated clamp fixed by 2 zinc plated hexagonal bolts 3/8 16 UNC for ease of installation. Provides an easy step adjustment of +/- 5° tilt in 2.5° increments. Includes integral bubble level standard (always included). A quick release, tool less entry, single latch, hinged, removable door opens downward to provide access to electronic components and to a terminal block. Door is secured to prevent accidental dropping or disengagement. A clearance of 12" (305mm) at the rear is required in order to remove the door. Complete with a bird guard protecting against birds and similar intruders and an ANSI label as per C136.15-2020 to identify wattage and source (both included in box). Housing (including electrical compartment) rated IP54 per ANSI C136.37.

Light Engine

Composed of 4 main components: LED Module / Optical System / Heat Sink / Driver.

Electrical components are RoHS compliant, IP66 sealed light engine equipped LEDs tested by ISO 17025-2005 accredited lab in accordance with IESNA LM-80 guidelines in compliance with EPA ENERGY STAR, extrapolations in accordance with IESNA TM-21. Metal core board ensures greater heat transfer and longer lifespan.

LED Module: Composed of high-performance white LEDs. Color temperature as per ANSI/ NEMA bin 2700 Kelvin nominal (2725 ±145K), 3000 Kelvin nominal (3045K +/- 175K) or 4000 Kelvin nominal (3985K +/- 275K), CRI 70 Min. 75 Typical. Other CCT/CRI also available, consult factory.

Optical System: Composed of high performance UV stabilized optical grade polymer refractor lenses to achieve desired distribution optimized to get maximum spacing, target lumens and a superior lighting uniformity. System is rated IP66. Performance shall be tested per LM-63, LM-79 and TM-15 (IESNA) certifying its photometric performance. 0% uplight and U0 per IESNA TM-15.

Heat Sink: Built in the housing and door, designed to ensure high efficacy and superior cooling by natural

vertical convection air flow pattern always close to LEDs and driver optimising their efficiency and life. Product does not use any cooling device with moving parts (only passive cooling). Wide openings enable natural cleaning and removal of dirt and debris. Entire luminaire is rated for operation in ambient temperature of -40°C / -40°F up to +50°C / +122°F unless otherwise specified, refer to LED Wattages Values Table. If using Visual Comfort Diffuser, refer to Visual Comfort Diffuser Option compatibility table for ambient temperature restrictions.

Driver: High power factor of 90% min. Electronic driver, operating range 50/60 Hz. Auto adjusting universal voltage input from 120 to 277 VAC rated for both application line to line or line to neutral, Class I or 2, THD of 20% max.

DMG: Dimming compatible 0-10 volts. The current supplying the LEDs will be reduced by the driver if the driver experiences internal overheating as a protection to the LEDs and the electrical components. Output is protected from short circuits, voltage overload and current overload. Automatic recovery after correction. Standard built in driver surge protection of 2.5kV (min).

Integrated Features

DMG: Dimmable driver 0-10V.

TLRD7: Tool less orientable receptacle with 7 pins enabling dimming and additional functionality (to be determined), can be used with a twist lock Interact City node or photoelectric cell or a shorting cap. Use of photoelectric cell or shorting cap is required to ensure proper illumination.

Note: Additional hardware will be required to utilize the additional 2 pins on this receptacle.

SP1: Fail-On Surge protection device tested in accordance with ANSI/IEEE C62.45 per ANSI/IEEE C62.41.2 Scenario I Category C High Exposure 10kV/10kA waveforms for Line-Ground, Line-Neutral and Neutral-Ground, and in accordance with DOE MSSLC Model Specification for LED Roadway Luminaires Appendix D Electrical Immunity High test level 10kV/10kA.

Note: These integrated features always come with RoadFocus luminaire.

Driver and Luminaire Options

ZD4i*: Zhaga-D4i certified fixture. Provides easy integration with zD4i smart sensors and communication nodes, enabling plug-and-play IoT upgrades (replaces legacy D4i code).

D4id*: DALI D4i certified driver. Provides extended DALI-2 functionality with power and data, especially for intra-luminaire DALI systems (Driver-Nodes-Sensors). Backward compatible with older DALI standards (replaces legacy DALI code).

D4i*: Zhaga-D4i certified fixture

DALI*: Pre-set driver compatible with the DALI control system.

SRD*: Sensor Ready Driver including SR communication (used for dimming and other functionalities), 24V auxiliary supply and a logical signal input (LSI) connected to the top NEMA twist lock receptacle and bottom TLRSR receptacle, if this option included/chosen. This configuration is compatible with Interact City controllers.

JP: Job pack bulk packaging

OMS: ZD4i certified Outdoor Multi Sensor. Contains multiple sensors to support different smart city applications. Offers standalone and connected functions, see sensor spec sheet for details. Shipped in luminaire box.

NRC: No Receptacle. Fixture is shipped with a cap instead of a receptacle.

SP2: Fail-On 20kV / 10kA surge protection device that provides extra protection beyond the SP1 10kV/10kA level.

SP1X: Fail-Off Surge protection device tested in accordance with ANSI/IEEE C62.45 per ANSI/ IEEE C62.41.2 Scenario I Category C High Exposure 10kV/5kA waveforms for Line-Ground, Line-Neutral and Neutral-Ground, and in accordance with DOE MSSLC Model Specification for LED Roadway Luminaires Appendix D Electrical Immunity High test level 10kV/5kA.

SP2X: Fail-Off 20kV / 10kA surge protection device that provides extra protection beyond the SP1X 10kV/5kA level.

* These driver options ship with DALI bus power turned on and luminaire information loaded in Memory banks 1 as per ANSI C137.4 (2021). Consult factory for any other driver programming requirement.

RPN RoadFocus Plus

LED Cobra head (nano)

Specifications (continued)

Driver and Luminaire Options (continued)

FAWS: Field Adjustable Wattage Selector, pre-set to the highest position, can be easily switched in the field to the required position. This reduces total luminaire wattage consumption and reduces the light level— see the FAWS multiplier chart for more details.

FAWSPx: Field Adjustable wattage switch, factory preset at position x (replace x by a numeral from 0-9).

TLRSR: 4-pin Zhaga Book 18 compliant receptacle designed for sensor and other control system applications. Mounted on underside of the luminaire, shipped with protective cover.

PH8: Twist-lock photoelectric cell, UNV (120-277VAC).

PHXL: Twist-lock photoelectric cell, extended life, UNV (120-277VAC).

PH9: Shorting cap (use of photoelectric cell or shorting cap is required to ensure proper illumination).

API*: Factory Installed NEMA label, ANSI C136.15-2020 compliant.

API2011*: Factory installed NEMA label, ANSI C136.15-2011 compliant.

API2015*: Factory installed NEMA label, ANSI C136.15-2015 compliant.

* Consult factory for other labeling needs.

Connected Lighting

Interact City connector node provides the plug and play wireless communications technology to connect your street light to the Interact City lighting management system. With Interact you can remotely manage, monitor and control all city lighting, from roads and streets, to parks and plazas, and bridges from one single system. Connected lighting enables capabilities including, accurate on/off switching, dimming control, fault reporting and integration with other systems to enable condition-based lighting. Interact provides you with a robust and scalable infrastructure to further reduce energy consumption, improve operations, and turn lighting into a connected network for your smart city journey.

For more details visit: interact-lighting.com/en-us/what-is-possible/interact-city

Shield Options (one per Light Engine)

US: Universal Shield can be rotated into four distinct positions—house, left, right, or front—to effectively block light in the intended direction, enabling accurate light management with a single component.

CSS: Cul-de-Sac Shield. Shields light output on the left and right side of fixture.

HSS: House Side Shield. Shields light output to the back side of fixture.

Visual Comfort Options (one per Light Engine)

VCD: Visual Comfort Diffuser. Improves visual comfort by reducing perceived glare (factory installed).

VCDLTS: Light Trespass Universal Shield for VCD. Shields light output in the direction it's installed. Can be install in any of the four directions to shield light in the back, front, left or right of the fixture. Also shields up light (ships with fixture, installed in the field).

VCDUS: Up light shield for VCD. Shields up light.

Note: VCDLTS and VCDUS cannot be used simultaneously with the Visual Comfort Diffuser. Select only one of them if needed (ships with fixture, installed in the field). Refer to Visual Comfort Options compatibility table for ambient temperature restrictions.

Luminaire Useful Life

Refer to IES files for energy consumption and delivered lumens for each option. Based on ISTMT in situ thermal testing in accordance with UL1598 and UL8750, System Reliability Tool, Advance data and LED manufacturer LM-80/TM-21 data, expected to reach 100,000 + hours with >L70 lumen maintenance @ 25°C. Luminaire Useful Life accounts for LED lumen maintenance AND all of these additional factors including: LED life, driver life, PCB substrate, solder joints, on/off cycles, burning hours and corrosion.

Wiring

The connection of the luminaire is done using a terminal block connector 600V, 85A for use with #2 14 AWG. wires from the primary circuit, located inside the housing. Due to the inrush current that occurs with electronic drivers, recommend using a 10Amp time-delay fuse to avoid unwanted fuse blowing (false tripping) that can occur with normal or fast acting fuses.

Hardware

All exposed screws shall be complete with Ceramic primer seal to reduce seizing of the parts, also offers a high resistance to corrosion. All seals and sealing devices are made and/or lined with EPDM and/or silicone and/or rubber.

Finish

Color in accordance with the AAMA 2603 standard. Application of polyester powder coat paint (4 mils/100 microns) with ± 1 mils/24 microns of tolerance.

The Thermosetting resins provides a discoloration resistant finish in

accordance with the ASTM D2244 standard, as well as luster retention in keeping with the ASTM D523 standard and humidity proof in accordance with the ASTM D2247 standard.

The surface treatment achieves a minimum of 5000 hours for salt spray resistant finish in accordance with testing performed and per ASTM B117 standard.

LED products manufacturing standard

The electronic components sensitive to electrostatic discharge (ESD) such as light emitting diodes (LEDs) are assembled in compliance with IEC61340-5-1 and ANSI/ESD S20.20 standards so as to eliminate ESD events that could decrease the useful life of the product.

Vibration Resistance

The RPN meets the ANSI C136.31-2018, American National Standard for Roadway Luminaire Vibration specifications for Bridge/overpass applications. (Tested for 3G over 100,000 cycles by independent lab)

Certifications and Compliance

cULus Listed for Canada and USA. Luminaire meets DOE and MSSLC Model Specification for LED Roadway Luminaires. Most versions of RoadFocus LED Cobrahead luminaires are DesignLights Consortium qualified, consult DLC QPL to confirm your specific fixture selection is approved. CCTs 3000K and warmer are IDA Dark Sky Approved. Luminaire complies with or exceeds the following ANSI C136 standards: .2, .3, .10, .14, .15, .22, .25, .31, .37, .41.

Service Tag

Each individual luminaire is uniquely identifiable, thanks to the Service tag application. With a simple scan of a QR code, placed on the inside of the mast door, you gain instant access to the luminaire configuration, making installation and maintenance operations faster and easier, no matter what stage of the luminaire's lifetime. Just download the APP and register your product right away.

For more details visit: signify.com/servicetag

Limited Warranty

10-year limited warranty. See signify.com/warranties for details and restrictions.

Brackets/Arms

For brackets / arms available with this luminaire, see Lumec 3D for details.