

Double the perfect Duo

Double your Duo with SilkSpace Duo and Shine Duo, two new aesthetics joining the award winning ArcForm Duo and Pique Duo. Featuring timeless aesthetics and best-in-class lighting performance. Featuring patented mesoOptics technology or a value driven silk lens design, Duo recessed luminaires are the superior choice for your specification lighting needs.



Up to 152 lumens per watt



Premium metal trims



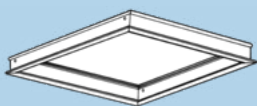
mesoOptics

UGR ≤ 19 & UGR ≤ 16*

*When specified with mesoOptics.



Lightweight:
11-13 lbs 2'x2', 19-21 lbs 2'x4'



Optional Surface & Drywall Mounting



Industry recognition

Declare.

Declare listed



CRI 90 AccuRender standard


Duo Family by Ledalite

ArcForm Duo, Pique Duo, SilkSpace Duo, Shine Duo

Sharp looks, simple specification

With Duo products you can specify architectural recessed product with patented mesoOptics technology to reduce glare, improve lighting uniformity, and lower power density with a 3D batwing distribution. If your project is not able to take advantage of mesoOptics, our value driven silk lens provides a more common lambertian distribution without compromising Duo's architectural looks.

Duo comes with numerous standard lumen packages, color temperatures, and control protocols to meet your vision. All models come with AccuRender CRI 90+ LEDs, minimum 1% dimming drivers, and a fully lit, homogeneous lens. 7 standard drivers and 8 standard integral control offerings let Duo mold to your project needs and is always made-to-order.



Control options


Standard lens



Interact sensor



Athena sensor



Vive sensor

