



reddot award  
product design 2022

Lumec RoadFocus Plus LED cobra head luminaires feature a unique and patented design with minimalist profile maintaining key cobra head characteristics. Connectable ready, and available in 4 sizes, the RoadFocus Plus family offers multiple lumen packages with industry leading efficacy, a complete array of optical distributions, ensuring the right fit for any type of roadway application. This family also includes Service Tag, which enables data delivery and information sharing, and provides assistance throughout the life of the product.

Project: \_\_\_\_\_  
 Location: \_\_\_\_\_  
 Cat.No: \_\_\_\_\_  
 Type: \_\_\_\_\_  
 Lumens: \_\_\_\_\_ Qty: \_\_\_\_\_  
 Notes: \_\_\_\_\_

### Ordering guide<sup>26</sup>

example: RPL-135W90LED-740-G1-R2M-UNV-DMG-HSS-PH8-TLRD7-GY3

Series	LED module	CCT				Gen.	Distribution				Voltage	
<b>RPS</b>						<b>G1</b>						
RPS	RoadFocus Plus small	<b>Standard Performance</b>		<b>High Performance</b>	740 4000K/70CRI 730 3000K/70CRI 727 <sup>3</sup> 2700K/70CRI 722 <sup>3</sup> 2700K/70CRI 840 <sup>3</sup> 4000K/80CRI 830 <sup>3</sup> 3000K/80CRI 827 <sup>3</sup> 2700K/80CRI	G1 Gen 1	<b>Type 2</b>	<b>Type 3</b>	<b>Type 4</b>	<b>Type 5</b>	UNV 120-277V HVVU 347-480V	
		10W10LED <sup>1,2</sup> 15W10LED <sup>1,2</sup> 20W10LED <sup>1,2</sup> 25W10LED <sup>1,2</sup> 30W10LED <sup>1</sup> 35W10LED 40W10LED 45W10LED 50W10LED 55W10LED 15W20LED <sup>1,2,22</sup> 20W20LED <sup>1,2,22</sup> 25W20LED <sup>1,2,22</sup> 30W20LED <sup>1,2,22</sup>	35W20LED <sup>22</sup> 40W20LED <sup>22</sup> 45W20LED <sup>22</sup> 50W20LED <sup>22</sup> 55W20LED <sup>22</sup> 60W20LED <sup>22</sup> 70W20LED <sup>22</sup> 75W20LED <sup>2,22</sup> 80W20LED <sup>2,22</sup> 85W20LED <sup>2,22</sup> 95W20LED <sup>2,22</sup>	25W30LED <sup>2</sup> 30W30LED 35W30LED 40W30LED 45W30LED 50W30LED 55W30LED 60W30LED 65W30LED 70W30LED 75W30LED <sup>2</sup> 80W30LED <sup>2</sup> 85W30LED <sup>2</sup> 95W30LED <sup>2</sup>	15W40LED <sup>2</sup> 20W40LED <sup>2</sup> 25W40LED <sup>2</sup> 30W40LED 35W40LED 40W40LED 45W40LED 50W40LED 55W40LED 60W40LED 65W40LED 70W40LED 75W40LED <sup>2</sup> 80W40LED <sup>2</sup> 85W40LED <sup>2</sup> 95W40LED <sup>2</sup>		R2M <sup>4</sup> R2M <sup>5</sup> R2M <sup>6</sup> R2S <sup>5</sup> R2MHE <sup>7,22</sup>	R3M R3M <sup>6</sup> R3S <sup>6</sup> R3MHE <sup>7,22</sup>	4 <sup>22</sup> 5	Type II Medium Type II Medium enhanced back-light Type II Short Type II Medium High Efficacy Type IV Type V		

Options		Options								Finish
<b>Controls<sup>6</sup></b>										
ZD41 <sup>19</sup> Zhaga-D4i certified luminaire	2C OMS <sup>13</sup> FAWS <sup>2</sup>	Two clamps with 4 bolts Outdoor Multi-Sensor Field adjustable wattage switch (factory preset at position 10)	TLRD7 <sup>10,17</sup>	Tool less receptacle for twist-lock photocell or shorting cap, 7-pin (standard)	API Options	Domestic Preference Options		BK Black		
D4i <sup>1</sup> D4i driver (DALI)	FAWS <sup>2</sup>	Field Adjustable wattage switch, factory preset at position x (select 0-9)	SP2	20kV / 10kA Surge protector	API	Factory installed NEMA label, ANSI C136.15-2020 compliant	BAC <sup>24</sup> Meets the requirements of the Buy America Act of 1933 (BAA)	BR Bronze		
DMG <sup>10</sup> 0-10V driver	FAWS <sup>2</sup>	Field Adjustable wattage switch, factory preset at position x (select 0-9)	SP1X	Fail-Off 10kV/5kA Surge protector	API2011	Factory installed NEMA label, ANSI C136.15-2011 compliant	BABA <sup>25</sup> Meets the requirements of the Build America, Buy America Act (BABA)	GY3 Gray		
Legacy <sup>23</sup>			SP2X	Fail-Off 20kV/10kA Surge protector	API2015	Factory installed NEMA label, ANSI C136.15-2015 compliant		WH White		
D41 <sup>1,9</sup> Zhaga-D4i certified luminaire	JP NRC <sup>14</sup> PH8 <sup>1,15</sup>	No receptacle Twist-lock photoelectric cell, UNV (120-277VAC)	TLRSR <sup>9,18</sup>	SR receptacle	Visual Comfort Options <sup>19</sup>	VCD Visual Comfort Diffuser	BABAF <sup>24</sup> Meets the requirements of the Build America Buy America Act for projects funded through FHWA that are obligated before October 1, 2026, and meets the Buy America preferences for FTA			
DALI <sup>1</sup> Digitally addressable lighting interface	PH8/347 <sup>15,16</sup> PH8/480 <sup>15,16</sup>	Twist-lock photoelectric cell (347VAC) Twist-lock photoelectric cell (480VAC)	Light Trespass Options <sup>19</sup>	US Universal Shield CSS Cul-de-Sac Shield HSS House Side Shield	VCDLTs <sup>20</sup>	Light Trespass Universal Shield for VCD				
SRD <sup>1</sup> Sensor ready driver, standard configuration	PHXL <sup>1,15</sup> PH9 <sup>15</sup>	Twist-lock photoelectric cell, extended life, UNV (120-277VAC) Shorting cap			VCDUS <sup>20</sup>	Up light shield for VCD				

- Not available with HVU Voltage option.
- Only available with DMG Driver option.
- Extended lead-time may apply (consult factory).
- Optimized for Type 2 Medium applications but may show as Type 3 Medium in photometric tools.
- Optimized for Type 2 Short applications but may show as Type 2 Medium in photometric tools.
- Not available with 10LED versions.
- Only available with 40LED 4000K/70CRI versions.
- Select one option from this section (mandatory).
- TLRSR must be selected with ZD41 Driver option.
- Please note this integrated feature come standard with RoadFocus.
- Refer to Accessories section to confirm compatibility of shields with optical distribution.
- One shield provided per LED light engine.
- TLRSR Option and ZD41 Driver option must be selected with OMS.
- Not available with PH8, PHXL, PH9, ZD41, TLRD7, or SRD Driver options.
- TLRD7 must be selected for this option.
- Not available with UNV Voltage option.
- Use of photoelectric cell or shorting cap is required to ensure proper illumination.
- Only available with ZD4i or SRD Driver options.
- Light Trespass Options and Visual Comfort Options cannot be used together, select from one section only if needed.
- VCDLTs and VCDUS cannot be used simultaneously with the Visual Comfort Diffuser. Select only one of them if needed. VCD must be selected for these.
- VCD options are not recommended for 20LEDs versions.
- Visual Comfort Options not available.
- Legacy codes for backward compatibility on existing QPL. Please use new coding where possible.
- Failure to properly select the "BAC" suffix could result in you receiving product that is not BAA compliant product with no recourse for an RMA or refund. This BAC designation hereunder does not address (i) the applicability of, or availability of a waiver under, the Trade Agreements Act, or (ii) the "Buy America" domestic content requirements imposed on states, localities, and other non-federal entities as a condition of receiving funds administered by the Department of Transportation or other federal agencies. Genlyte's products with a BAC option code designation are manufactured in the US and utilize a BAA COTS exemption rule for compliance. "BABAF" designates the product will meet the standards set by FHWA for BABA and FTA for Buy America. As noted, for FHWA BABA compliance, applicable projects must be funded by October 1, 2026.
- Build America, Buy America Act (BABA). BABA establishes the minimum domestic content requirements that federal agencies must apply. This product is manufactured in the US and has a domestic content of 55% or more. This BABA designation does not address the "Buy America" domestic content requirements, which may be stricter, imposed on states, localities, and other non-federal entities as a condition of receiving funds administered by federal agencies.
- Correlated Color Temperatures (CCTs) of 3000K and warmer are IDA Dark Sky Approved, except for VCD. However, using VCDLTs or VCDUS with VCD at CCTs of 3000K and warmer is IDA Dark Sky Approved.



# RPS RoadFocus Plus

## LED Cobra head (small)

### Light Trespass Accessories\*

Must be ordered as separate line items - quickly and easily installed in the field.

Note: The Universal Shield, when ordered as an accessory, is shipped separately in a box containing 10 pieces

Description	Accessory Ordering Code		Shield vs Distribution Compatibility									
	10 LED Version**	20-30-40 versions**	R2M	R2MB	R2MHE	R2S	R3M	R3MB	R3MHE	R3S	4	5
Universal shield	ACC-10LED-US	ACC-40LED-US	Yes	Yes	Yes	Yes	Yes	Yes	Yes	Yes	Yes	Yes
Cul-de-sac shield	ACC-LG66V10LED-CSS	ACC-LG66V40LED-CSS	Yes	Yes	Yes	Yes	Yes	Yes	Yes	Yes	No	No
House side shield	ACC-LG66V10LED-HSS	ACC-LG66V40LED-HSS	Yes	Yes	Yes	Yes	Yes	Yes	Yes	Yes	No	No

### Universal Shield

Using these options on configurations not listed where the ambient temperature exceeds this rating may result in premature product failure due to overheating and will void the warranty

Ambient Temp	Universal Shield
40°C	95W or lower
50°C	95W or lower

### Visual Comfort Accessories\*

Description	Ordering Code	
	10 LED version**	30-40 LED version**
Visual Comfort Diffuser	ACC-10LED-VCD	ACC-40LED-VCD
Light Trespass Universal Shield for VCD	ACC-10LED-VCDLTS	ACC-40LED-VCDLTS
Up light shield for VCD	ACC-10LED-VCDUS	ACC-40LED-VCDUS

### Predicted Lumen Depreciation Data

Derived from LED manufacturer's data and engineering design estimates, based on IESNA LM-80 methodology. Actual experience may vary due to field application conditions. L70 is the predicted time when LED performance depreciates to 70% of initial lumen output. Calculated per IESNA TM21-21.

Ambient Temperature	L70 per TM-21	Lumen Maintenance at			
		25K hrs	50K hrs	75K hrs	102K hrs
25°C	>102,000 hrs	98.2%	96.3%	94.6%	92.7%

### Visual Comfort Option compatibility

Using these options on configurations not listed where the ambient temperature exceeds this rating may result in premature product failure due to overheating and will void the warranty.

Ambient Temp		VCD & VCD+VCDUS	VCD+VCDLTS
40°C	30 LEDs	Up to 95W	Up to 95W
	40 LEDs	Up to 95W	Up to 95W
50°C	30 LEDs	Up to 85W	Up to 85W
	40 LEDs	Up to 95W	Up to 95W

### Connected lighting

Interact City connector node provides the plug and play wireless communications technology to connect your street light to the Interact City lighting management system.



Accessory Ordering Code	Description
LLC	Interact City cellular technology connector node

Contact the factory for additional support when connected lighting or additional services are desired.



\* Consult Signify to confirm whether specific accessories are BAA-compliant.

\*\* Refer to Wattage table to confirm light engine configuration. Example, if configuration is 2x10LED, 2 of the desired shields must be ordered per luminaire.

# RPS RoadFocus Plus

## LED Cobra head (small)

### Standard Performance Wattage Values

Ordering Code	Total LEDs	Light Engine Config.	Avg. System Watts (W) <sup>1</sup>	Wattage Label <sup>2</sup>
RPS-10W10LED	10	1x10LED	10	10
RPS-15W10LED	10	1x10LED	15	10
RPS-20W10LED	10	1x10LED	20	20
RPS-25W10LED	10	1x10LED	24	20
RPS-30W10LED	10	1x10LED	29	30
RPS-35W10LED	10	1x10LED	34	30
RPS-40W10LED	10	1x10LED	39	40
RPS-45W10LED	10	1x10LED	44	40
RPS-50W10LED	10	1x10LED	49	50
RPS-55W10LED	10	1x10LED	54	50
RPS-15W20LED	20	1x20LED	15	10
RPS-20W20LED	20	1x20LED	20	20
RPS-25W20LED	20	1x20LED	25	20
RPS-30W20LED	20	1x20LED	30	30
RPS-35W20LED	20	1x20LED	35	30
RPS-40W20LED	20	1x20LED	40	40
RPS-45W20LED	20	1x20LED	45	40
RPS-50W20LED	20	1x20LED	49	50
RPS-55W20LED	20	1x20LED	55	50
RPS-60W20LED	20	1x20LED	60	60

Ordering Code	Total LEDs	Light Engine Config.	Avg. System Watts (W) <sup>1</sup>	Wattage Label <sup>2</sup>
RPS-65W20LED	20	1x20LED	64	60
RPS-70W20LED	20	1x20LED	69	70
RPS-75W20LED	20	1x20LED	74	70
RPS-80W20LED	20	1x20LED	79	80
RPS-85W20LED	20	1x20LED	84	80
RPS-95W20LED	20	1x20LED	94	90
RPS-15W30LED	30	1x30LED	15	10
RPS-20W30LED	30	1x30LED	20	20
RPS-25W30LED	30	1x30LED	25	20
RPS-30W30LED	30	1x30LED	30	30
RPS-35W30LED	30	1x30LED	34	30
RPS-40W30LED	30	1x30LED	39	40
RPS-45W30LED	30	1x30LED	44	40
RPS-50W30LED	30	1x30LED	50	50
RPS-55W30LED	30	1x30LED	55	50
RPS-60W30LED	30	1x30LED	60	60
RPS-65W30LED	30	1x30LED	64	60
RPS-70W30LED	30	1x30LED	69	70
RPS-75W30LED	30	1x30LED	74	70
RPS-80W30LED	30	1x30LED	79	80
RPS-85W30LED	30	1x30LED	84	80
RPS-95W30LED	30	1x30LED	94	90

### High Performance Wattage Values

Ordering Code	Total LEDs	Light Engine Config.	Avg. System Watts (W) <sup>1</sup>	Wattage Label <sup>2</sup>
RPS-15W40LED	40	1x40LED	15	10
RPS-20W40LED	40	1x40LED	19	20
RPS-25W40LED	40	1x40LED	24	20
RPS-30W40LED	40	1x40LED	29	30
RPS-35W40LED	40	1x40LED	34	30
RPS-40W40LED	40	1x40LED	39	40
RPS-45W40LED	40	1x40LED	44	40

Ordering Code	Total LEDs	Light Engine Config.	Avg. System Watts (W) <sup>1</sup>	Wattage Label <sup>2</sup>
RPS-50W40LED	40	1x40LED	50	50
RPS-55W40LED	40	1x40LED	55	50
RPS-60W40LED	40	1x40LED	59	60
RPS-65W40LED	40	1x40LED	64	60
RPS-70W40LED	40	1x40LED	68	70
RPS-75W40LED	40	1x40LED	74	70
RPS-80W40LED	40	1x40LED	79	80
RPS-85W40LED	40	1x40LED	84	80
RPS-95W40LED	40	1x40LED	94	90

### Field Adjustable Wattage (FAWS) Multiplier Chart

For all configurations EXCEPT the ones on the right

FAWS Position	Typical Delivered Lumens Multiplier	Typical System wattage
1	0.29	0.30
2	0.50	0.52
3	0.58	0.60
4	0.69	0.70
5	0.74	0.75
6	0.80	0.83
7	0.86	0.86
8	0.91	0.91
9	0.96	0.95
10	1.00	1.00

Note: Typical value accuracy +/- 5%

For these configurations ONLY see data to right

RPS -20LED	RPS -30LED	RPS -40LED
15W20LED	15W30LED	15W40LED
20W20LED	20W30LED	20W40LED
25W20LED	25W30LED	30W40LED
30W20LED	30W30LED	35W40LED
40W20LED	35W30LED	40W40LED
50W20LED	40W30LED	45W40LED
15W30LED	45W30LED	-

FAWS Position	Typical Delivered Lumens Multiplier	Typical System wattage
1	0.16	0.16
2	0.33	0.33
3	0.39	0.39
4	0.47	0.48
5	0.51	0.52
6	0.56	0.56
7	0.61	0.61
8	0.64	0.64
9	0.68	0.68
10	1.00	1.00

Note: Typical value accuracy +/- 5%

1. Typical values, rounded.

2. As per ANSI C136.15-2020. Consult factory for other labelling needs.

# RPS RoadFocus Plus

## LED Cobra head (small)

4000K/70CRI LED Standard Performance Lumen Values – multiply values by 0.9 for 80CRI, multiply 4000K values by 0.827 for 2200K

Ordering Code	Type R2M			Type R2S			Type R3M			Type R3S		
	Lumen Output	Efficacy (LPW)	BUG Rating	Lumen Output	Efficacy (LPW)	BUG Rating	Lumen Output	Efficacy (LPW)	BUG Rating	Lumen Output	Efficacy (LPW)	BUG Rating
RPS-10W10LED	1691	173	B1-U0-G1	1763	180	B1-U0-G1	1747	178	B1-U0-G1	N/A	N/A	N/A
RPS-15W10LED	2488	170	B1-U0-G1	2594	178	B1-U0-G1	2571	176	B1-U0-G1	N/A	N/A	N/A
RPS-20W10LED	3228	166	B1-U0-G1	3365	173	B1-U0-G1	3336	171	B1-U0-G1	N/A	N/A	N/A
RPS-25W10LED	3930	161	B1-U0-G1	4097	168	B1-U0-G1	4061	167	B1-U0-G1	N/A	N/A	N/A
RPS-30W10LED	4573	156	B1-U0-G1	4767	163	B1-U0-G1	4726	162	B1-U0-G1	N/A	N/A	N/A
RPS-35W10LED	5044	148	B1-U0-G1	5258	154	B2-U0-G2	5212	153	B1-U0-G1	N/A	N/A	N/A
RPS-40W10LED	5642	144	B2-U0-G2	5882	150	B2-U0-G2	5830	148	B2-U0-G1	N/A	N/A	N/A
RPS-45W10LED	6167	140	B2-U0-G2	6429	145	B2-U0-G2	6373	144	B2-U0-G1	N/A	N/A	N/A
RPS-50W10LED	6651	136	B2-U0-G2	6934	141	B2-U0-G2	6873	140	B2-U0-G2	N/A	N/A	N/A
RPS-55W10LED	7107	131	B2-U0-G2	7409	137	B2-U0-G2	7344	136	B2-U0-G2	N/A	N/A	N/A
RPS-15W20LED	2771	188	B1-U0-G1	2717	187	B1-U0-G1	2759	187	B1-U0-G1	2770	188	B1-U0-G1
RPS-20W20LED	3656	186	B1-U0-G1	3604	185	B1-U0-G1	3640	185	B1-U0-G1	3655	186	B1-U0-G1
RPS-25W20LED	4486	183	B1-U0-G1	4427	182	B1-U0-G1	4466	182	B1-U0-G1	4484	183	B1-U0-G1
RPS-30W20LED	5327	180	B1-U0-G1	5098	174	B2-U0-G2	5303	180	B1-U0-G1	5324	180	B1-U0-G1
RPS-35W20LED	6129	177	B2-U0-G2	5876	172	B2-U0-G2	6101	177	B2-U0-G1	6126	177	B1-U0-G1
RPS-40W20LED	6900	175	B2-U0-G2	6684	170	B2-U0-G2	6869	174	B2-U0-G1	6897	175	B2-U0-G2
RPS-45W20LED	7638	171	B2-U0-G2	7394	167	B2-U0-G2	7603	170	B2-U0-G2	7634	171	B2-U0-G2
RPS-50W20LED	7957	161	B2-U0-G2	8085	164	B2-U0-G2	7921	160	B2-U0-G2	7954	161	B2-U0-G2
RPS-55W20LED	8708	159	B2-U0-G2	8740	162	B2-U0-G2	8669	158	B2-U0-G2	8704	159	B2-U0-G2
RPS-60W20LED	9386	158	B2-U0-G2	9520	161	B2-U0-G2	9344	157	B2-U0-G2	9382	157	B2-U0-G2
RPS-65W20LED	9930	154	B2-U0-G2	10104	158	B3-U0-G3	9885	154	B2-U0-G2	9925	154	B2-U0-G2
RPS-70W20LED	10611	153	B2-U0-G2	10639	156	B3-U0-G3	10564	152	B2-U0-G2	10607	153	B2-U0-G2
RPS-75W20LED	11247	151	B3-U0-G3	11300	153	B3-U0-G3	11197	150	B2-U0-G2	11242	151	B2-U0-G2
RPS-80W20LED	11828	149	B3-U0-G3	11798	151	B3-U0-G3	11775	149	B3-U0-G2	11823	149	B2-U0-G2
RPS-85W20LED	12360	147	B3-U0-G3	12386	148	B3-U0-G3	12305	146	B3-U0-G2	12355	147	B2-U0-G2
RPS-95W20LED	13441	143	B3-U0-G3	13300	143	B3-U0-G3	13381	142	B3-U0-G2	13435	143	B2-U0-G2
RPS-15W30LED	2826	192	B1-U0-G1	2920	198	B1-U0-G1	2813	191	B1-U0-G1	2825	191	B1-U0-G1
RPS-20W30LED	3755	191	B1-U0-G1	3880	197	B1-U0-G1	3738	190	B1-U0-G1	3754	191	B1-U0-G1
RPS-25W30LED	4631	189	B1-U0-G1	4784	195	B1-U0-G1	4610	188	B1-U0-G1	4629	189	B1-U0-G1
RPS-30W30LED	5487	186	B2-U0-G2	5669	192	B2-U0-G2	5462	185	B1-U0-G1	5484	186	B1-U0-G1
RPS-35W30LED	6324	183	B2-U0-G2	6534	190	B2-U0-G2	6296	183	B2-U0-G1	6322	183	B1-U0-G1
RPS-40W30LED	7176	182	B2-U0-G2	7414	188	B2-U0-G2	7144	181	B2-U0-G1	7173	182	B2-U0-G2
RPS-45W30LED	7940	179	B2-U0-G2	8203	184	B2-U0-G2	7905	178	B2-U0-G2	7937	178	B2-U0-G2
RPS-50W30LED	8413	170	B2-U0-G2	8692	175	B2-U0-G2	8376	169	B2-U0-G2	8410	170	B2-U0-G2
RPS-55W30LED	9187	168	B2-U0-G2	9492	174	B2-U0-G2	9146	168	B2-U0-G2	9183	168	B2-U0-G2
RPS-60W30LED	9946	167	B2-U0-G2	10276	173	B3-U0-G2	9902	166	B2-U0-G2	9942	167	B2-U0-G2
RPS-65W30LED	10611	165	B2-U0-G2	10963	170	B3-U0-G3	10564	164	B2-U0-G2	10607	165	B2-U0-G2
RPS-70W30LED	11370	164	B3-U0-G3	11747	170	B3-U0-G3	11320	163	B2-U0-G2	11366	164	B2-U0-G2
RPS-75W30LED	12086	162	B3-U0-G3	12487	168	B3-U0-G3	12032	162	B3-U0-G2	12081	162	B2-U0-G2
RPS-80W30LED	12704	160	B3-U0-G3	13125	166	B3-U0-G3	12647	160	B3-U0-G2	12699	160	B2-U0-G2
RPS-85W30LED	13335	159	B3-U0-G3	13777	164	B3-U0-G3	13275	158	B3-U0-G2	13329	159	B2-U0-G2
RPS-95W30LED	14574	155	B3-U0-G3	15057	160	B3-U0-G3	14509	154	B3-U0-G2	14568	155	B3-U0-G2

Actual performance may vary due to installation variables including optics, mounting/ceiling height, dirt depreciation, light loss factor, etc.; highly recommended to confirm performance with a layout - contact Applications at [signify.com/outdoorluminaires](http://signify.com/outdoorluminaires). Consult DLC QPL to confirm your specific fixture selection is DLC approved.  
 Note: Some data may be scaled based on tests of similar but not identical luminaires.

# RPS RoadFocus Plus

## LED Cobra head (small)

**4000K/70CRI LED Standard Performance Lumen Values** – multiply values by 0.9 for 80CRI, multiply 4000K values by 0.827 for 2200K (continued)

Ordering Code	Type 4			Type 5			Type R2MB			Type R3MB		
	Lumen Output	Efficacy (LPW)	BUG Rating	Lumen Output	Efficacy (LPW)	BUG Rating	Lumen Output	Efficacy (LPW)	BUG Rating	Lumen Output	Efficacy (LPW)	BUG Rating
RPS-10W10LED	1712	175	B0-U0-G1	1713	175	B1-U0-G1	N/A	N/A	N/A	N/A	N/A	N/A
RPS-15W10LED	2519	172	B1-U0-G1	2521	173	B2-U0-G1	N/A	N/A	N/A	N/A	N/A	N/A
RPS-20W10LED	3269	168	B1-U0-G1	3271	168	B2-U0-G1	N/A	N/A	N/A	N/A	N/A	N/A
RPS-25W10LED	3979	163	B1-U0-G1	3982	163	B3-U0-G1	N/A	N/A	N/A	N/A	N/A	N/A
RPS-30W10LED	4630	158	B1-U0-G1	4634	159	B3-U0-G1	N/A	N/A	N/A	N/A	N/A	N/A
RPS-35W10LED	5107	150	B1-U0-G1	5111	150	B3-U0-G1	N/A	N/A	N/A	N/A	N/A	N/A
RPS-40W10LED	5712	145	B1-U0-G2	5717	145	B3-U0-G1	N/A	N/A	N/A	N/A	N/A	N/A
RPS-45W10LED	6244	141	B1-U0-G2	6249	141	B3-U0-G2	N/A	N/A	N/A	N/A	N/A	N/A
RPS-50W10LED	6734	137	B1-U0-G2	6739	137	B3-U0-G2	N/A	N/A	N/A	N/A	N/A	N/A
RPS-55W10LED	7195	133	B1-U0-G2	7201	133	B3-U0-G2	N/A	N/A	N/A	N/A	N/A	N/A
RPS-15W20LED	2743	186	B1-U0-G1	2784	189	B2-U0-G1	2872	195	B1-U0-G1	2789	189	B1-U0-G1
RPS-20W20LED	3620	184	B1-U0-G1	3673	187	B3-U0-G1	3790	193	B1-U0-G1	3680	187	B1-U0-G1
RPS-25W20LED	4441	181	B1-U0-G1	4507	184	B3-U0-G1	4650	190	B2-U0-G2	4515	184	B1-U0-G1
RPS-30W20LED	5274	179	B1-U0-G1	5352	181	B3-U0-G1	5522	187	B2-U0-G2	5362	182	B2-U0-G2
RPS-35W20LED	6067	176	B1-U0-G2	6157	178	B3-U0-G2	6353	184	B2-U0-G2	6169	179	B2-U0-G2
RPS-40W20LED	6831	173	B1-U0-G2	6932	175	B3-U0-G2	7152	181	B2-U0-G2	6945	176	B2-U0-G2
RPS-45W20LED	7561	170	B1-U0-G2	7673	172	B3-U0-G2	7917	178	B2-U0-G2	7688	172	B2-U0-G2
RPS-50W20LED	7878	159	B1-U0-G2	7994	162	B3-U0-G2	8248	167	B2-U0-G2	8009	162	B2-U0-G2
RPS-55W20LED	8621	157	B1-U0-G2	8748	160	B3-U0-G2	9026	165	B3-U0-G3	8765	160	B2-U0-G2
RPS-60W20LED	9292	156	B1-U0-G2	9430	158	B4-U0-G2	9729	163	B3-U0-G3	9448	159	B2-U0-G2
RPS-65W20LED	9830	153	B2-U0-G2	9976	155	B4-U0-G2	10293	160	B3-U0-G3	9995	155	B3-U0-G3
RPS-70W20LED	10505	152	B2-U0-G2	10661	154	B4-U0-G2	10999	159	B3-U0-G3	10681	154	B3-U0-G3
RPS-75W20LED	11134	150	B2-U0-G2	11299	152	B4-U0-G2	11658	157	B3-U0-G3	11321	152	B3-U0-G3
RPS-80W20LED	11710	148	B2-U0-G2	11883	150	B4-U0-G2	12260	155	B3-U0-G3	11906	150	B3-U0-G3
RPS-85W20LED	12237	145	B2-U0-G2	12418	148	B4-U0-G2	12812	152	B3-U0-G3	12442	148	B3-U0-G3
RPS-95W20LED	13307	141	B2-U0-G2	13504	144	B4-U0-G3	13932	148	B3-U0-G3	13530	144	B3-U0-G3
RPS-15W30LED	2798	190	B1-U0-G1	2839	192	B2-U0-G1	2929	198	B1-U0-G1	2845	193	B1-U0-G1
RPS-20W30LED	3718	189	B1-U0-G1	3773	192	B3-U0-G1	3893	198	B1-U0-G1	3780	192	B1-U0-G1
RPS-25W30LED	4585	187	B1-U0-G1	4652	190	B3-U0-G1	4800	196	B2-U0-G2	4661	190	B1-U0-G1
RPS-30W30LED	5432	184	B1-U0-G1	5512	187	B3-U0-G1	5687	193	B2-U0-G2	5523	187	B2-U0-G2
RPS-35W30LED	6261	182	B1-U0-G2	6354	184	B3-U0-G2	6556	190	B2-U0-G2	6366	185	B2-U0-G2
RPS-40W30LED	7104	180	B1-U0-G2	7209	183	B3-U0-G2	7438	189	B2-U0-G2	7223	183	B2-U0-G2
RPS-45W30LED	7861	177	B1-U0-G2	7977	179	B3-U0-G2	8231	185	B2-U0-G2	7992	180	B2-U0-G2
RPS-50W30LED	8329	168	B1-U0-G2	8452	171	B3-U0-G2	8721	176	B2-U0-G2	8469	171	B2-U0-G2
RPS-55W30LED	9095	167	B1-U0-G2	9230	169	B4-U0-G2	9523	175	B3-U0-G3	9248	170	B2-U0-G2
RPS-60W30LED	9847	165	B2-U0-G2	9993	168	B4-U0-G2	10310	173	B3-U0-G3	10012	168	B3-U0-G3
RPS-65W30LED	10505	163	B2-U0-G2	10661	166	B4-U0-G2	10999	171	B3-U0-G3	10681	166	B3-U0-G3
RPS-70W30LED	11257	162	B2-U0-G2	11424	165	B4-U0-G2	11786	170	B3-U0-G3	11445	165	B3-U0-G3
RPS-75W30LED	11965	161	B2-U0-G2	12142	163	B4-U0-G2	12528	168	B3-U0-G3	12166	164	B3-U0-G3
RPS-80W30LED	12577	159	B2-U0-G2	12763	161	B4-U0-G2	13169	166	B3-U0-G3	12788	162	B3-U0-G3
RPS-85W30LED	13202	157	B2-U0-G2	13397	159	B4-U0-G3	13822	164	B3-U0-G3	13423	160	B3-U0-G3
RPS-95W30LED	14428	154	B2-U0-G2	14642	156	B4-U0-G3	15107	161	B3-U0-G3	14670	156	B3-U0-G3

Actual performance may vary due to installation variables including optics, mounting/ceiling height, dirt depreciation, light loss factor, etc.; highly recommended to confirm performance with a layout - contact Applications at [signify.com/outdoorluminaires](http://signify.com/outdoorluminaires). Consult DLC QPL to confirm your specific fixture selection is DLC approved.  
 Note: Some data may be scaled based on tests of similar but not identical luminaires.

# RPS RoadFocus Plus

## LED Cobra head (small)

3000K/70CRI LED Standard Performance Lumen Values – multiply values by 0.9 for 80CRI

Ordering Code	Type R2M			Type R2S			Type R3M			Type R3S		
	Lumen Output	Efficacy (LPW)	BUG Rating	Lumen Output	Efficacy (LPW)	BUG Rating	Lumen Output	Efficacy (LPW)	BUG Rating	Lumen Output	Efficacy (LPW)	BUG Rating
RPS-10W10LED	1619	165	B1-U0-G1	1688	172	B1-U0-G1	1673	171	B1-U0-G1	N/A	N/A	N/A
RPS-15W10LED	2382	163	B1-U0-G1	2483	170	B1-U0-G1	2462	169	B1-U0-G1	N/A	N/A	N/A
RPS-20W10LED	3091	159	B1-U0-G1	3222	165	B1-U0-G1	3194	164	B1-U0-G1	N/A	N/A	N/A
RPS-25W10LED	3763	155	B1-U0-G1	3923	161	B1-U0-G1	3888	160	B1-U0-G1	N/A	N/A	N/A
RPS-30W10LED	4379	150	B1-U0-G1	4565	156	B1-U0-G1	4525	155	B1-U0-G1	N/A	N/A	N/A
RPS-35W10LED	4829	141	B1-U0-G1	5034	147	B2-U0-G2	4991	146	B1-U0-G1	N/A	N/A	N/A
RPS-40W10LED	5402	137	B1-U0-G1	5631	143	B2-U0-G2	5582	142	B1-U0-G1	N/A	N/A	N/A
RPS-45W10LED	5905	134	B2-U0-G2	6156	139	B2-U0-G2	6102	138	B2-U0-G1	N/A	N/A	N/A
RPS-50W10LED	6369	130	B2-U0-G2	6640	135	B2-U0-G2	6581	134	B2-U0-G1	N/A	N/A	N/A
RPS-55W10LED	6805	126	B2-U0-G2	7094	131	B2-U0-G2	7032	130	B2-U0-G2	N/A	N/A	N/A
RPS-15W20LED	2657	180	B1-U0-G1	2601	179	B1-U0-G1	2645	179	B1-U0-G1	2656	180	B1-U0-G1
RPS-20W20LED	3506	178	B1-U0-G1	3451	177	B1-U0-G1	3491	178	B1-U0-G1	3505	178	B1-U0-G1
RPS-25W20LED	4302	175	B1-U0-G1	4240	175	B1-U0-G1	4282	175	B1-U0-G1	4300	175	B1-U0-G1
RPS-30W20LED	5108	173	B1-U0-G1	4881	167	B1-U0-G1	5086	172	B1-U0-G1	5106	173	B1-U0-G1
RPS-35W20LED	5877	170	B2-U0-G2	5626	165	B2-U0-G2	5851	169	B2-U0-G1	5875	170	B1-U0-G1
RPS-40W20LED	6617	168	B2-U0-G2	6400	162	B2-U0-G2	6587	167	B2-U0-G1	6614	167	B2-U0-G1
RPS-45W20LED	7324	164	B2-U0-G2	7079	160	B2-U0-G2	7292	164	B2-U0-G1	7321	164	B2-U0-G2
RPS-50W20LED	7631	154	B2-U0-G2	7741	157	B2-U0-G2	7597	154	B2-U0-G2	7628	154	B2-U0-G2
RPS-55W20LED	8351	152	B2-U0-G2	8369	155	B2-U0-G2	8313	152	B2-U0-G2	8347	152	B2-U0-G2
RPS-60W20LED	9001	151	B2-U0-G2	9115	154	B2-U0-G2	8961	150	B2-U0-G2	8998	151	B2-U0-G2
RPS-65W20LED	9521	148	B2-U0-G2	9674	152	B2-U0-G2	9479	147	B2-U0-G2	9517	148	B2-U0-G2
RPS-70W20LED	10174	147	B2-U0-G2	10188	149	B3-U0-G3	10129	146	B2-U0-G2	10170	147	B2-U0-G2
RPS-75W20LED	10786	145	B3-U0-G3	10821	147	B3-U0-G3	10737	144	B2-U0-G2	10781	145	B2-U0-G2
RPS-80W20LED	11341	143	B3-U0-G3	11296	145	B3-U0-G3	11291	143	B2-U0-G2	11336	143	B2-U0-G2
RPS-85W20LED	11854	141	B3-U0-G3	11859	142	B3-U0-G3	11801	140	B3-U0-G2	11849	141	B2-U0-G2
RPS-95W20LED	12890	137	B3-U0-G3	12735	137	B3-U0-G3	12832	136	B3-U0-G2	12884	137	B2-U0-G2
RPS-15W30LED	2710	184	B1-U0-G1	2800	190	B1-U0-G1	2698	183	B1-U0-G1	2709	184	B1-U0-G1
RPS-20W30LED	3601	183	B1-U0-G1	3721	189	B1-U0-G1	3585	182	B1-U0-G1	3600	183	B1-U0-G1
RPS-25W30LED	4441	181	B1-U0-G1	4588	187	B1-U0-G1	4421	180	B1-U0-G1	4439	181	B1-U0-G1
RPS-30W30LED	5262	178	B1-U0-G1	5436	184	B2-U0-G2	5238	177	B1-U0-G1	5260	178	B1-U0-G1
RPS-35W30LED	6065	176	B2-U0-G2	6266	182	B2-U0-G2	6038	175	B2-U0-G1	6062	176	B1-U0-G1
RPS-40W30LED	6881	174	B2-U0-G2	7110	180	B2-U0-G2	6851	174	B2-U0-G1	6878	174	B2-U0-G2
RPS-45W30LED	7615	171	B2-U0-G2	7867	177	B2-U0-G2	7581	170	B2-U0-G2	7611	171	B2-U0-G2
RPS-50W30LED	8068	163	B2-U0-G2	8336	168	B2-U0-G2	8032	162	B2-U0-G2	8065	163	B2-U0-G2
RPS-55W30LED	8811	162	B2-U0-G2	9103	167	B2-U0-G2	8771	161	B2-U0-G2	8807	161	B2-U0-G2
RPS-60W30LED	9538	160	B2-U0-G2	9855	166	B2-U0-G2	9496	160	B2-U0-G2	9534	160	B2-U0-G2
RPS-65W30LED	10174	158	B2-U0-G2	10512	163	B3-U0-G2	10129	157	B2-U0-G2	10170	158	B2-U0-G2
RPS-70W30LED	10903	157	B3-U0-G3	11264	163	B3-U0-G3	10854	157	B2-U0-G2	10898	157	B2-U0-G2
RPS-75W30LED	11590	156	B3-U0-G3	11975	161	B3-U0-G3	11539	155	B2-U0-G2	11585	156	B2-U0-G2
RPS-80W30LED	12181	154	B3-U0-G3	12585	159	B3-U0-G3	12127	153	B3-U0-G2	12176	154	B2-U0-G2
RPS-85W30LED	12788	152	B3-U0-G3	13212	157	B3-U0-G3	12731	152	B3-U0-G2	12783	152	B2-U0-G2
RPS-95W30LED	13977	149	B3-U0-G3	14440	154	B3-U0-G3	13914	148	B3-U0-G2	13971	149	B3-U0-G2

Actual performance may vary due to installation variables including optics, mounting/ceiling height, dirt depreciation, light loss factor, etc.; highly recommended to confirm performance with a layout - contact Applications at [signify.com/outdoorluminaires](http://signify.com/outdoorluminaires). Consult DLC QPL to confirm your specific fixture selection is DLC approved.  
 Note: Some data may be scaled based on tests of similar but not identical luminaires.

# RPS RoadFocus Plus

## LED Cobra head (small)

3000K/70CRI LED Standard Performance Lumen Values – multiply values by 0.9 for 80CRI (continued)

Ordering Code	Type 4			Type 5			Type R2MB			Type R3MB		
	Lumen Output	Efficacy (LPW)	BUG Rating	Lumen Output	Efficacy (LPW)	BUG Rating	Lumen Output	Efficacy (LPW)	BUG Rating	Lumen Output	Efficacy (LPW)	BUG Rating
RPS-10W10LED	1639	167	B0-U0-G1	1640	168	B1-U0-G1	N/A	N/A	N/A	N/A	N/A	N/A
RPS-15W10LED	2412	165	B1-U0-G1	2414	165	B2-U0-G1	N/A	N/A	N/A	N/A	N/A	N/A
RPS-20W10LED	3130	161	B1-U0-G1	3132	161	B2-U0-G1	N/A	N/A	N/A	N/A	N/A	N/A
RPS-25W10LED	3810	156	B1-U0-G1	3813	157	B3-U0-G1	N/A	N/A	N/A	N/A	N/A	N/A
RPS-30W10LED	4434	152	B1-U0-G1	4437	152	B3-U0-G1	N/A	N/A	N/A	N/A	N/A	N/A
RPS-35W10LED	4890	143	B1-U0-G1	4893	143	B3-U0-G1	N/A	N/A	N/A	N/A	N/A	N/A
RPS-40W10LED	5469	139	B1-U0-G2	5474	139	B3-U0-G1	N/A	N/A	N/A	N/A	N/A	N/A
RPS-45W10LED	5979	135	B1-U0-G2	5984	135	B3-U0-G1	N/A	N/A	N/A	N/A	N/A	N/A
RPS-50W10LED	6448	131	B1-U0-G2	6453	132	B3-U0-G2	N/A	N/A	N/A	N/A	N/A	N/A
RPS-55W10LED	6890	127	B1-U0-G2	6895	128	B3-U0-G2	N/A	N/A	N/A	N/A	N/A	N/A
RPS-15W20LED	2631	179	B1-U0-G1	2670	181	B2-U0-G1	2754	187	B1-U0-G1	2675	182	B1-U0-G1
RPS-20W20LED	3471	177	B1-U0-G1	3523	179	B2-U0-G1	3635	185	B1-U0-G1	3530	180	B1-U0-G1
RPS-25W20LED	4259	174	B1-U0-G1	4322	176	B3-U0-G1	4459	182	B1-U0-G1	4330	177	B1-U0-G1
RPS-30W20LED	5057	171	B1-U0-G1	5132	174	B3-U0-G1	5295	179	B2-U0-G2	5142	174	B2-U0-G2
RPS-35W20LED	5819	168	B1-U0-G2	5905	171	B3-U0-G2	6092	176	B2-U0-G2	5916	171	B2-U0-G2
RPS-40W20LED	6551	166	B1-U0-G2	6648	168	B3-U0-G2	6859	174	B2-U0-G2	6660	169	B2-U0-G2
RPS-45W20LED	7251	163	B1-U0-G2	7359	165	B3-U0-G2	7592	170	B2-U0-G2	7373	165	B2-U0-G2
RPS-50W20LED	7555	153	B1-U0-G2	7666	155	B3-U0-G2	7910	160	B2-U0-G2	7681	155	B2-U0-G2
RPS-55W20LED	8267	151	B1-U0-G2	8390	153	B3-U0-G2	8656	158	B2-U0-G2	8406	153	B2-U0-G2
RPS-60W20LED	8911	150	B1-U0-G2	9043	152	B3-U0-G2	9330	157	B3-U0-G3	9061	152	B2-U0-G2
RPS-65W20LED	9426	146	B2-U0-G2	9566	149	B3-U0-G2	9869	153	B3-U0-G3	9584	149	B3-U0-G3
RPS-70W20LED	10073	145	B2-U0-G2	10222	148	B3-U0-G2	10547	152	B3-U0-G3	10242	148	B3-U0-G3
RPS-75W20LED	10678	143	B2-U0-G2	10836	146	B4-U0-G2	11180	150	B3-U0-G3	10857	146	B3-U0-G3
RPS-80W20LED	11228	142	B2-U0-G2	11394	144	B4-U0-G2	11756	148	B3-U0-G3	11416	144	B3-U0-G3
RPS-85W20LED	11735	139	B2-U0-G2	11909	141	B4-U0-G2	12287	146	B3-U0-G3	11932	142	B3-U0-G3
RPS-95W20LED	12761	136	B2-U0-G2	12950	138	B4-U0-G2	13361	142	B3-U0-G3	12975	138	B3-U0-G3
RPS-15W30LED	2683	182	B1-U0-G1	2723	185	B2-U0-G1	2809	190	B1-U0-G1	2728	185	B1-U0-G1
RPS-20W30LED	3565	181	B1-U0-G1	3618	184	B2-U0-G1	3733	190	B1-U0-G1	3625	184	B1-U0-G1
RPS-25W30LED	4397	179	B1-U0-G1	4462	182	B3-U0-G1	4603	188	B2-U0-G2	4470	182	B1-U0-G1
RPS-30W30LED	5209	176	B1-U0-G1	5286	179	B3-U0-G1	5454	185	B2-U0-G2	5297	179	B2-U0-G2
RPS-35W30LED	6004	174	B1-U0-G2	6093	177	B3-U0-G2	6287	182	B2-U0-G2	6105	177	B2-U0-G2
RPS-40W30LED	6813	173	B1-U0-G2	6914	175	B3-U0-G2	7133	181	B2-U0-G2	6927	176	B2-U0-G2
RPS-45W30LED	7539	170	B1-U0-G2	7650	172	B3-U0-G2	7893	178	B2-U0-G2	7665	172	B2-U0-G2
RPS-50W30LED	7988	161	B1-U0-G2	8106	164	B3-U0-G2	8363	169	B2-U0-G2	8121	164	B2-U0-G2
RPS-55W30LED	8723	160	B1-U0-G2	8852	162	B3-U0-G2	9133	167	B3-U0-G3	8869	163	B2-U0-G2
RPS-60W30LED	9443	159	B2-U0-G2	9583	161	B4-U0-G2	9887	166	B3-U0-G3	9601	161	B3-U0-G3
RPS-65W30LED	10073	157	B2-U0-G2	10222	159	B4-U0-G2	10547	164	B3-U0-G3	10242	159	B3-U0-G3
RPS-70W30LED	10794	156	B2-U0-G2	10954	158	B4-U0-G2	11301	163	B3-U0-G3	10974	158	B3-U0-G3
RPS-75W30LED	11475	154	B2-U0-G2	11645	157	B4-U0-G2	12014	162	B3-U0-G3	11667	157	B3-U0-G3
RPS-80W30LED	12060	152	B2-U0-G2	12238	155	B4-U0-G2	12627	159	B3-U0-G3	12262	155	B3-U0-G3
RPS-85W30LED	12660	151	B2-U0-G2	12848	153	B4-U0-G2	13256	158	B3-U0-G3	12872	153	B3-U0-G3
RPS-95W30LED	13837	147	B2-U0-G2	14042	150	B4-U0-G3	14488	154	B3-U0-G3	14069	150	B3-U0-G3

Actual performance may vary due to installation variables including optics, mounting/ceiling height, dirt depreciation, light loss factor, etc.; highly recommended to confirm performance with a layout - contact Applications at [signify.com/outdoorluminaires](http://signify.com/outdoorluminaires). Consult DLC QPL to confirm your specific fixture selection is DLC approved.  
 Note: Some data may be scaled based on tests of similar but not identical luminaires.

# RPS RoadFocus Plus

## LED Cobra head (small)

2700K/70CRI LED Standard Performance Lumen Values - multiply values by 0.9 for 80CRI

Ordering Code	Type R2M			Type R2S			Type R3M			Type R3S		
	Lumen Output	Efficacy (LPW)	BUG Rating	Lumen Output	Efficacy (LPW)	BUG Rating	Lumen Output	Efficacy (LPW)	BUG Rating	Lumen Output	Efficacy (LPW)	BUG Rating
RPS-10W10LED	1497	153	B1-U0-G1	1561	159	B1-U0-G1	1547	158	B1-U0-G1	N/A	N/A	N/A
RPS-15W10LED	2203	151	B1-U0-G1	2297	157	B1-U0-G1	2276	156	B1-U0-G1	N/A	N/A	N/A
RPS-20W10LED	2858	147	B1-U0-G1	2979	153	B1-U0-G1	2954	151	B1-U0-G1	N/A	N/A	N/A
RPS-25W10LED	3479	143	B1-U0-G1	3627	149	B1-U0-G1	3595	148	B1-U0-G1	N/A	N/A	N/A
RPS-30W10LED	4049	138	B1-U0-G1	4221	144	B1-U0-G1	4184	143	B1-U0-G1	N/A	N/A	N/A
RPS-35W10LED	4465	131	B1-U0-G1	4655	136	B1-U0-G1	4614	135	B1-U0-G1	N/A	N/A	N/A
RPS-40W10LED	4995	127	B1-U0-G1	5207	132	B2-U0-G2	5162	131	B1-U0-G1	N/A	N/A	N/A
RPS-45W10LED	5460	124	B1-U0-G1	5692	129	B2-U0-G2	5642	128	B1-U0-G1	N/A	N/A	N/A
RPS-50W10LED	5889	120	B2-U0-G2	6139	125	B2-U0-G2	6085	124	B2-U0-G1	N/A	N/A	N/A
RPS-55W10LED	6292	116	B2-U0-G2	6559	121	B2-U0-G2	6502	120	B2-U0-G1	N/A	N/A	N/A
RPS-15W20LED	2394	162	B1-U0-G1	2405	165	B1-U0-G1	2383	162	B1-U0-G1	2393	162	B1-U0-G1
RPS-20W20LED	3159	161	B1-U0-G1	3191	164	B1-U0-G1	3145	160	B1-U0-G1	3158	161	B1-U0-G1
RPS-25W20LED	3876	158	B1-U0-G1	3920	162	B1-U0-G1	3858	157	B1-U0-G1	3874	158	B1-U0-G1
RPS-30W20LED	4602	156	B1-U0-G1	4513	154	B1-U0-G1	4582	155	B1-U0-G1	4600	156	B1-U0-G1
RPS-35W20LED	5295	153	B1-U0-G1	5203	153	B2-U0-G2	5271	153	B1-U0-G1	5293	153	B1-U0-G1
RPS-40W20LED	5961	151	B2-U0-G2	5918	150	B2-U0-G2	5935	150	B2-U0-G1	5959	151	B1-U0-G1
RPS-45W20LED	6599	148	B2-U0-G2	6546	148	B2-U0-G2	6569	147	B2-U0-G1	6596	148	B1-U0-G1
RPS-50W20LED	6875	139	B2-U0-G2	7159	146	B2-U0-G2	6844	138	B2-U0-G1	6872	139	B2-U0-G2
RPS-55W20LED	7523	137	B2-U0-G2	7738	143	B2-U0-G2	7490	137	B2-U0-G2	7520	137	B2-U0-G2
RPS-60W20LED	8110	136	B2-U0-G2	8428	142	B2-U0-G2	8073	136	B2-U0-G2	8106	136	B2-U0-G2
RPS-65W20LED	8579	133	B2-U0-G2	8945	140	B2-U0-G2	8540	133	B2-U0-G2	8575	133	B2-U0-G2
RPS-70W20LED	9167	132	B2-U0-G2	9420	138	B2-U0-G2	9126	132	B2-U0-G2	9163	132	B2-U0-G2
RPS-75W20LED	9717	131	B2-U0-G2	10005	136	B3-U0-G3	9674	130	B2-U0-G2	9713	131	B2-U0-G2
RPS-80W20LED	10219	129	B2-U0-G2	10445	134	B3-U0-G3	10173	128	B2-U0-G2	10214	129	B2-U0-G2
RPS-85W20LED	10679	127	B2-U0-G2	10965	131	B3-U0-G3	10632	126	B2-U0-G2	10675	127	B2-U0-G2
RPS-95W20LED	11613	123	B3-U0-G3	11775	127	B3-U0-G3	11561	123	B2-U0-G2	11608	123	B2-U0-G2
RPS-15W30LED	2442	165	B1-U0-G1	2523	171	B1-U0-G1	2431	165	B1-U0-G1	2441	165	B1-U0-G1
RPS-20W30LED	3245	165	B1-U0-G1	3352	170	B1-U0-G1	3230	164	B1-U0-G1	3243	165	B1-U0-G1
RPS-25W30LED	4001	163	B1-U0-G1	4134	169	B1-U0-G1	3983	162	B1-U0-G1	3999	163	B1-U0-G1
RPS-30W30LED	4741	160	B1-U0-G1	4898	166	B1-U0-G1	4719	160	B1-U0-G1	4739	160	B1-U0-G1
RPS-35W30LED	5464	159	B2-U0-G2	5645	164	B2-U0-G2	5440	158	B1-U0-G1	5462	158	B1-U0-G1
RPS-40W30LED	6200	157	B2-U0-G2	6405	162	B2-U0-G2	6172	156	B2-U0-G1	6197	157	B1-U0-G1
RPS-45W30LED	6860	154	B2-U0-G2	7088	159	B2-U0-G2	6830	154	B2-U0-G1	6857	154	B2-U0-G1
RPS-50W30LED	7269	147	B2-U0-G2	7510	152	B2-U0-G2	7236	146	B2-U0-G1	7266	147	B2-U0-G2
RPS-55W30LED	7938	146	B2-U0-G2	8201	150	B2-U0-G2	7902	145	B2-U0-G2	7934	145	B2-U0-G2
RPS-60W30LED	8593	144	B2-U0-G2	8878	149	B2-U0-G2	8555	144	B2-U0-G2	8590	144	B2-U0-G2
RPS-65W30LED	9167	143	B2-U0-G2	9471	147	B2-U0-G2	9126	142	B2-U0-G2	9163	142	B2-U0-G2
RPS-70W30LED	9823	142	B2-U0-G2	10149	147	B2-U0-G2	9780	141	B2-U0-G2	9819	142	B2-U0-G2
RPS-75W30LED	10442	140	B2-U0-G2	10788	145	B3-U0-G3	10396	140	B2-U0-G2	10438	140	B2-U0-G2
RPS-80W30LED	10976	139	B3-U0-G3	11340	143	B3-U0-G3	10927	138	B2-U0-G2	10971	139	B2-U0-G2
RPS-85W30LED	11521	137	B3-U0-G3	11903	142	B3-U0-G3	11470	137	B2-U0-G2	11516	137	B2-U0-G2
RPS-95W30LED	12592	134	B3-U0-G3	13010	139	B3-U0-G3	12536	133	B3-U0-G2	12587	134	B2-U0-G2

Actual performance may vary due to installation variables including optics, mounting/ceiling height, dirt depreciation, light loss factor, etc.; highly recommended to confirm performance with a layout - contact Applications at [signify.com/outdoorluminaires](http://signify.com/outdoorluminaires). Consult DLC QPL to confirm your specific fixture selection is DLC approved.  
 Note: Some data may be scaled based on tests of similar but not identical luminaires.

# RPS RoadFocus Plus

## LED Cobra head (small)

2700K/70CRI LED Standard Performance Lumen Values - multiply values by 0.9 for 80CRI (continued)

Ordering Code	Type 4			Type 5			Type R2MB			Type R3MB		
	Lumen Output	Efficacy (LPW)	BUG Rating	Lumen Output	Efficacy (LPW)	BUG Rating	Lumen Output	Efficacy (LPW)	BUG Rating	Lumen Output	Efficacy (LPW)	BUG Rating
RPS-10W10LED	1515	155	B0-U0-G1	1517	155	B1-U0-G1	N/A	N/A	N/A	N/A	N/A	N/A
RPS-15W10LED	2230	153	B0-U0-G1	2232	153	B2-U0-G1	N/A	N/A	N/A	N/A	N/A	N/A
RPS-20W10LED	2894	148	B1-U0-G1	2896	149	B2-U0-G1	N/A	N/A	N/A	N/A	N/A	N/A
RPS-25W10LED	3523	145	B1-U0-G1	3525	145	B3-U0-G1	N/A	N/A	N/A	N/A	N/A	N/A
RPS-30W10LED	4100	140	B1-U0-G1	4103	140	B3-U0-G1	N/A	N/A	N/A	N/A	N/A	N/A
RPS-35W10LED	4521	132	B1-U0-G1	4525	133	B3-U0-G1	N/A	N/A	N/A	N/A	N/A	N/A
RPS-40W10LED	5057	129	B1-U0-G1	5061	129	B3-U0-G1	N/A	N/A	N/A	N/A	N/A	N/A
RPS-45W10LED	5528	125	B1-U0-G2	5533	125	B3-U0-G1	N/A	N/A	N/A	N/A	N/A	N/A
RPS-50W10LED	5962	122	B1-U0-G2	5967	122	B3-U0-G1	N/A	N/A	N/A	N/A	N/A	N/A
RPS-55W10LED	6370	118	B1-U0-G2	6376	118	B3-U0-G2	N/A	N/A	N/A	N/A	N/A	N/A
RPS-15W20LED	2370	161	B1-U0-G1	2405	163	B2-U0-G1	2482	168	B1-U0-G1	2410	164	B1-U0-G1
RPS-20W20LED	3128	159	B1-U0-G1	3174	161	B2-U0-G1	3275	167	B1-U0-G1	3180	162	B1-U0-G1
RPS-25W20LED	3837	157	B1-U0-G1	3894	159	B3-U0-G1	4017	164	B1-U0-G1	3901	159	B1-U0-G1
RPS-30W20LED	4556	154	B1-U0-G1	4624	157	B3-U0-G1	4771	162	B2-U0-G2	4633	157	B1-U0-G1
RPS-35W20LED	5242	152	B1-U0-G1	5320	154	B3-U0-G1	5489	159	B2-U0-G2	5330	154	B2-U0-G2
RPS-40W20LED	5902	149	B1-U0-G2	5989	152	B3-U0-G2	6179	156	B2-U0-G2	6001	152	B2-U0-G2
RPS-45W20LED	6533	146	B1-U0-G2	6630	149	B3-U0-G2	6840	153	B2-U0-G2	6642	149	B2-U0-G2
RPS-50W20LED	6806	138	B1-U0-G2	6907	140	B3-U0-G2	7126	144	B2-U0-G2	6920	140	B2-U0-G2
RPS-55W20LED	7448	136	B1-U0-G2	7559	138	B3-U0-G2	7798	142	B2-U0-G2	7573	138	B2-U0-G2
RPS-60W20LED	8029	135	B1-U0-G2	8148	137	B3-U0-G2	8406	141	B2-U0-G2	8163	137	B2-U0-G2
RPS-65W20LED	8493	132	B1-U0-G2	8619	134	B3-U0-G2	8892	138	B2-U0-G2	8635	134	B2-U0-G2
RPS-70W20LED	9076	131	B1-U0-G2	9210	133	B4-U0-G2	9503	137	B3-U0-G3	9228	133	B2-U0-G2
RPS-75W20LED	9620	129	B2-U0-G2	9763	131	B4-U0-G2	10072	135	B3-U0-G3	9781	131	B3-U0-G3
RPS-80W20LED	10117	128	B2-U0-G2	10266	130	B4-U0-G2	10592	134	B3-U0-G3	10286	130	B3-U0-G3
RPS-85W20LED	10573	126	B2-U0-G2	10729	127	B4-U0-G2	11070	132	B3-U0-G3	10750	128	B3-U0-G3
RPS-95W20LED	11497	122	B2-U0-G2	11667	124	B4-U0-G2	12038	128	B3-U0-G3	11690	124	B3-U0-G3
RPS-15W30LED	2417	164	B1-U0-G1	2453	166	B2-U0-G1	2531	172	B1-U0-G1	2458	167	B1-U0-G1
RPS-20W30LED	3212	163	B1-U0-G1	3260	166	B2-U0-G1	3363	171	B1-U0-G1	3266	166	B1-U0-G1
RPS-25W30LED	3961	162	B1-U0-G1	4020	164	B3-U0-G1	4147	169	B1-U0-G1	4027	164	B1-U0-G1
RPS-30W30LED	4693	159	B1-U0-G1	4763	161	B3-U0-G1	4914	166	B2-U0-G2	4772	162	B2-U0-G2
RPS-35W30LED	5410	157	B1-U0-G1	5490	159	B3-U0-G1	5664	164	B2-U0-G2	5500	160	B2-U0-G2
RPS-40W30LED	6138	156	B1-U0-G2	6229	158	B3-U0-G2	6426	163	B2-U0-G2	6241	158	B2-U0-G2
RPS-45W30LED	6792	153	B1-U0-G2	6892	155	B3-U0-G2	7111	160	B2-U0-G2	6906	155	B2-U0-G2
RPS-50W30LED	7196	145	B1-U0-G2	7303	147	B3-U0-G2	7535	152	B2-U0-G2	7317	148	B2-U0-G2
RPS-55W30LED	7858	144	B1-U0-G2	7975	146	B3-U0-G2	8228	151	B2-U0-G2	7990	147	B2-U0-G2
RPS-60W30LED	8508	143	B1-U0-G2	8634	145	B3-U0-G2	8908	150	B2-U0-G2	8650	145	B2-U0-G2
RPS-65W30LED	9076	141	B1-U0-G2	9210	143	B4-U0-G2	9503	148	B3-U0-G3	9228	143	B2-U0-G2
RPS-70W30LED	9725	140	B2-U0-G2	9869	142	B4-U0-G2	10183	147	B3-U0-G3	9888	143	B3-U0-G3
RPS-75W30LED	10338	139	B2-U0-G2	10491	141	B4-U0-G2	10824	146	B3-U0-G3	10511	141	B3-U0-G3
RPS-80W30LED	10866	137	B2-U0-G2	11027	139	B4-U0-G2	11377	144	B3-U0-G3	11048	140	B3-U0-G3
RPS-85W30LED	11406	136	B2-U0-G2	11575	138	B4-U0-G2	11943	142	B3-U0-G3	11597	138	B3-U0-G3
RPS-95W30LED	12466	133	B2-U0-G2	12651	135	B4-U0-G2	13052	139	B3-U0-G3	12675	135	B3-U0-G3

Actual performance may vary due to installation variables including optics, mounting/ceiling height, dirt depreciation, light loss factor, etc.; highly recommended to confirm performance with a layout - contact Applications at [signify.com/outdoorluminaires](http://signify.com/outdoorluminaires). Consult DLC QPL to confirm your specific fixture selection is DLC approved.  
 Note: Some data may be scaled based on tests of similar but not identical luminaires.

# RPS RoadFocus Plus

## LED Cobra head (small)

**4000K/70CRI LED High Performance Lumen Values** – multiply values by 0.9 for 80CRI, multiply 4000K values by 0.827 for 2200K (continued)

Ordering Code	Type R2M			Type R2S			Type R3M			Type R3S			R2MHE		
	Lumen Output	Efficacy (LPW)	BUG Rating	Lumen Output	Efficacy (LPW)	BUG Rating	Lumen Output	Efficacy (LPW)	BUG Rating	Lumen Output	Efficacy (LPW)	BUG Rating	Lumen Output	Efficacy (LPW)	BUG Rating
RPS-15W40LED	2844	193	B1-U0-G1	2938	200	B1-U0-G1	2831	192	B1-U0-G1	2843	193	B1-U0-G1	2960	201	B1-U0-G1
RPS-20W40LED	3748	193	B1-U0-G1	3872	199	B1-U0-G1	3731	192	B1-U0-G1	3746	192	B1-U0-G1	3901	200	B1-U0-G1
RPS-25W40LED	4704	192	B1-U0-G1	4860	199	B1-U0-G1	4683	192	B1-U0-G1	4702	192	B1-U0-G1	4896	200	B1-U0-G1
RPS-30W40LED	5605	190	B2-U0-G2	5791	197	B2-U0-G2	5580	189	B1-U0-G1	5602	190	B1-U0-G1	5834	198	B2-U0-G2
RPS-35W40LED	6501	189	B2-U0-G2	6716	195	B2-U0-G2	6472	188	B2-U0-G1	6498	189	B1-U0-G1	6766	197	B2-U0-G2
RPS-40W40LED	7454	189	B2-U0-G2	7701	195	B2-U0-G2	7420	188	B2-U0-G2	7450	189	B2-U0-G2	7758	197	B2-U0-G2
RPS-45W40LED	8079	182	B2-U0-G2	8347	188	B2-U0-G2	8043	181	B2-U0-G2	8075	182	B2-U0-G2	8408	189	B2-U0-G2
RPS-50W40LED	8666	175	B2-U0-G2	8953	181	B2-U0-G2	8627	174	B2-U0-G2	8662	175	B2-U0-G2	9019	182	B2-U0-G2
RPS-55W40LED	9523	174	B2-U0-G2	9839	180	B2-U0-G2	9480	173	B2-U0-G2	9519	174	B2-U0-G2	9911	181	B3-U0-G3
RPS-60W40LED	10272	173	B2-U0-G2	10613	179	B3-U0-G3	10226	173	B2-U0-G2	10268	173	B2-U0-G2	10692	180	B3-U0-G3
RPS-65W40LED	11073	172	B3-U0-G3	11441	178	B3-U0-G3	11024	171	B2-U0-G2	11069	172	B2-U0-G2	11525	179	B3-U0-G3
RPS-70W40LED	11828	171	B3-U0-G3	12220	176	B3-U0-G3	11775	170	B3-U0-G2	11823	171	B2-U0-G2	12311	182	B3-U0-G3
RPS-75W40LED	12602	170	B3-U0-G3	13020	176	B3-U0-G3	12546	169	B3-U0-G2	12596	170	B2-U0-G2	13116	177	B3-U0-G3
RPS-80W40LED	13317	168	B3-U0-G3	13759	174	B3-U0-G3	13258	167	B3-U0-G2	13312	168	B2-U0-G2	13861	175	B3-U0-G3
RPS-85W40LED	14013	167	B3-U0-G3	14478	172	B3-U0-G3	13951	166	B3-U0-G2	14007	167	B3-U0-G2	14585	174	B3-U0-G3
RPS-95W40LED	15316	164	B3-U0-G3	15824	169	B3-U0-G3	15248	163	B3-U0-G3	15309	164	B3-U0-G2	15941	170	B3-U0-G3

Ordering Code	Type 4			Type 5			Type R2MB			Type R3MB			R3MHE		
	Lumen Output	Efficacy (LPW)	BUG Rating	Lumen Output	Efficacy (LPW)	BUG Rating	Lumen Output	Efficacy (LPW)	BUG Rating	Lumen Output	Efficacy (LPW)	BUG Rating	Lumen Output	Efficacy (LPW)	BUG Rating
RPS-15W40LED	2816	191	B1-U0-G1	2857	194	B2-U0-G1	2948	200	B1-U0-G1	2863	194	B1-U0-G1	2928	199	B1-U0-G1
RPS-20W40LED	3711	191	B1-U0-G1	3766	193	B3-U0-G1	3885	200	B1-U0-G1	3773	194	B1-U0-G1	3859	198	B1-U0-G1
RPS-25W40LED	4657	190	B1-U0-G1	4726	193	B3-U0-G1	4876	199	B2-U0-G2	4735	194	B1-U0-G1	4843	198	B1-U0-G1
RPS-30W40LED	5549	188	B1-U0-G1	5631	191	B3-U0-G1	5810	197	B2-U0-G2	5642	191	B2-U0-G2	5770	196	B2-U0-G2
RPS-35W40LED	6436	187	B1-U0-G2	6531	190	B3-U0-G2	6738	196	B2-U0-G2	6544	190	B2-U0-G2	6693	195	B2-U0-G2
RPS-40W40LED	7379	187	B1-U0-G2	7488	190	B3-U0-G2	7726	196	B2-U0-G2	7503	190	B2-U0-G2	7674	195	B2-U0-G2
RPS-45W40LED	7998	180	B1-U0-G2	8116	183	B3-U0-G2	8374	188	B2-U0-G2	8132	183	B2-U0-G2	8317	187	B2-U0-G2
RPS-50W40LED	8579	173	B1-U0-G2	8706	176	B3-U0-G2	8982	181	B3-U0-G3	8723	176	B2-U0-G2	8922	180	B2-U0-G2
RPS-55W40LED	9428	173	B2-U0-G2	9567	175	B4-U0-G2	9871	181	B3-U0-G3	9586	175	B3-U0-G3	9804	179	B3-U0-G3
RPS-60W40LED	10170	172	B2-U0-G2	10320	174	B4-U0-G2	10648	180	B3-U0-G3	10340	174	B3-U0-G3	10576	178	B3-U0-G3
RPS-65W40LED	10963	170	B2-U0-G2	11125	173	B4-U0-G2	11478	178	B3-U0-G3	11146	173	B3-U0-G3	11401	177	B3-U0-G3
RPS-70W40LED	11710	169	B2-U0-G2	11883	172	B4-U0-G2	12260	177	B3-U0-G3	11906	172	B3-U0-G3	12177	180	B3-U0-G3
RPS-75W40LED	12476	168	B2-U0-G2	12661	171	B4-U0-G2	13063	176	B3-U0-G3	12685	171	B3-U0-G3	12974	175	B3-U0-G3
RPS-80W40LED	13184	167	B2-U0-G2	13380	169	B4-U0-G3	13804	174	B3-U0-G3	13405	169	B3-U0-G3	13711	173	B3-U0-G3
RPS-85W40LED	13873	165	B2-U0-G2	14079	168	B4-U0-G3	14526	173	B3-U0-G3	14106	168	B3-U0-G3	14427	172	B3-U0-G3
RPS-95W40LED	15163	162	B2-U0-G2	15388	164	B4-U0-G3	15876	170	B3-U0-G3	15417	165	B3-U0-G3	15768	168	B3-U0-G3

Actual performance may vary due to installation variables including optics, mounting/ceiling height, dirt depreciation, light loss factor, etc.; highly recommended to confirm performance with a layout – contact Applications at [signify.com/outdoorluminaires](http://signify.com/outdoorluminaires). Consult DLC QPL to confirm your specific fixture selection is DLC approved.  
 Note: Some data may be scaled based on tests of similar but not identical luminaires.

# RPS RoadFocus Plus

## LED Cobra head (small)

3000K/70CRI LED High Performance Lumen Values - multiply values by 0.9 for 80CRI (continued)

Ordering Code	Type R2M			Type R2S			Type R3M			Type R3S			R2MHE		
	Lumen Output	Efficacy (LPW)	BUG Rating	Lumen Output	Efficacy (LPW)	BUG Rating	Lumen Output	Efficacy (LPW)	BUG Rating	Lumen Output	Efficacy (LPW)	BUG Rating	Lumen Output	Efficacy (LPW)	BUG Rating
RPS-15W40LED	2727	185	B1-U0-G1	2818	191	B1-U0-G1	2715	184	B1-U0-G1	2726	185	B1-U0-G1	N/A	N/A	N/A
RPS-20W40LED	3594	185	B1-U0-G1	3714	191	B1-U0-G1	3578	184	B1-U0-G1	3593	185	B1-U0-G1	N/A	N/A	N/A
RPS-25W40LED	4511	184	B1-U0-G1	4661	191	B1-U0-G1	4491	184	B1-U0-G1	4509	184	B1-U0-G1	N/A	N/A	N/A
RPS-30W40LED	5375	182	B1-U0-G1	5553	188	B2-U0-G2	5351	182	B1-U0-G1	5373	182	B1-U0-G1	N/A	N/A	N/A
RPS-35W40LED	6234	181	B2-U0-G2	6441	187	B2-U0-G2	6206	180	B2-U0-G1	6232	181	B1-U0-G1	N/A	N/A	N/A
RPS-40W40LED	7148	181	B2-U0-G2	7385	187	B2-U0-G2	7116	180	B2-U0-G1	7145	181	B2-U0-G2	N/A	N/A	N/A
RPS-45W40LED	7747	174	B2-U0-G2	8004	180	B2-U0-G2	7713	174	B2-U0-G2	7744	174	B2-U0-G2	N/A	N/A	N/A
RPS-50W40LED	8310	168	B2-U0-G2	8586	173	B2-U0-G2	8273	167	B2-U0-G2	8307	168	B2-U0-G2	N/A	N/A	N/A
RPS-55W40LED	9132	167	B2-U0-G2	9435	173	B2-U0-G2	9092	166	B2-U0-G2	9128	167	B2-U0-G2	N/A	N/A	N/A
RPS-60W40LED	9851	166	B2-U0-G2	10178	172	B2-U0-G2	9807	165	B2-U0-G2	9847	166	B2-U0-G2	N/A	N/A	N/A
RPS-65W40LED	10618	165	B2-U0-G2	10970	170	B3-U0-G3	10570	164	B2-U0-G2	10613	165	B2-U0-G2	N/A	N/A	N/A
RPS-70W40LED	11341	164	B3-U0-G3	11717	169	B3-U0-G3	11291	163	B2-U0-G2	11336	164	B2-U0-G2	N/A	N/A	N/A
RPS-75W40LED	12085	163	B3-U0-G3	12486	169	B3-U0-G3	12031	162	B3-U0-G2	12080	163	B2-U0-G2	N/A	N/A	N/A
RPS-80W40LED	12769	161	B3-U0-G3	13193	167	B3-U0-G3	12712	161	B3-U0-G2	12764	161	B2-U0-G2	N/A	N/A	N/A
RPS-85W40LED	13439	160	B3-U0-G3	13885	165	B3-U0-G3	13379	159	B3-U0-G2	13433	160	B2-U0-G2	N/A	N/A	N/A
RPS-95W40LED	14688	157	B3-U0-G3	15175	162	B3-U0-G3	14622	156	B3-U0-G2	14682	157	B3-U0-G2	N/A	N/A	N/A

Ordering Code	Type 4			Type 5			Type R2MB			Type R3MB			R3MHE		
	Lumen Output	Efficacy (LPW)	BUG Rating	Lumen Output	Efficacy (LPW)	BUG Rating	Lumen Output	Efficacy (LPW)	BUG Rating	Lumen Output	Efficacy (LPW)	BUG Rating	Lumen Output	Efficacy (LPW)	BUG Rating
RPS-15W40LED	2700	183	B1-U0-G1	2740	186	B2-U0-G1	2827	192	B1-U0-G1	2745	186	B1-U0-G1	N/A	N/A	N/A
RPS-20W40LED	3558	183	B1-U0-G1	3611	186	B2-U0-G1	3726	191	B1-U0-G1	3618	186	B1-U0-G1	N/A	N/A	N/A
RPS-25W40LED	4466	183	B1-U0-G1	4532	185	B3-U0-G1	4676	191	B2-U0-G2	4541	186	B1-U0-G1	N/A	N/A	N/A
RPS-30W40LED	5321	181	B1-U0-G1	5400	183	B3-U0-G1	5572	189	B2-U0-G2	5410	184	B2-U0-G2	N/A	N/A	N/A
RPS-35W40LED	6172	179	B1-U0-G2	6263	182	B3-U0-G2	6462	188	B2-U0-G2	6275	182	B2-U0-G2	N/A	N/A	N/A
RPS-40W40LED	7077	179	B1-U0-G2	7181	182	B3-U0-G2	7409	188	B2-U0-G2	7195	182	B2-U0-G2	N/A	N/A	N/A
RPS-45W40LED	7670	173	B1-U0-G2	7784	175	B3-U0-G2	8031	181	B2-U0-G2	7799	176	B2-U0-G2	N/A	N/A	N/A
RPS-50W40LED	8227	166	B1-U0-G2	8349	168	B3-U0-G2	8614	174	B2-U0-G2	8365	169	B2-U0-G2	N/A	N/A	N/A
RPS-55W40LED	9041	165	B1-U0-G2	9175	168	B4-U0-G2	9466	173	B3-U0-G3	9193	168	B2-U0-G2	N/A	N/A	N/A
RPS-60W40LED	9753	165	B2-U0-G2	9897	167	B4-U0-G2	10211	172	B3-U0-G3	9916	167	B3-U0-G3	N/A	N/A	N/A
RPS-65W40LED	10512	163	B2-U0-G2	10668	166	B4-U0-G2	11006	171	B3-U0-G3	10688	166	B3-U0-G3	N/A	N/A	N/A
RPS-70W40LED	11228	162	B2-U0-G2	11394	164	B4-U0-G2	11756	170	B3-U0-G3	11416	165	B3-U0-G3	N/A	N/A	N/A
RPS-75W40LED	11964	161	B2-U0-G2	12142	164	B4-U0-G2	12527	169	B3-U0-G3	12165	164	B3-U0-G3	N/A	N/A	N/A
RPS-80W40LED	12642	160	B2-U0-G2	12829	162	B4-U0-G2	13236	167	B3-U0-G3	12854	162	B3-U0-G3	N/A	N/A	N/A
RPS-85W40LED	13305	158	B2-U0-G2	13502	161	B4-U0-G3	13930	166	B3-U0-G3	13527	161	B3-U0-G3	N/A	N/A	N/A
RPS-95W40LED	14541	155	B2-U0-G2	14757	158	B4-U0-G3	15225	163	B3-U0-G3	14785	158	B3-U0-G3	N/A	N/A	N/A

Actual performance may vary due to installation variables including optics, mounting/ceiling height, dirt depreciation, light loss factor, etc.; highly recommended to confirm performance with a layout - contact Applications at [signify.com/outdoorluminaire](http://signify.com/outdoorluminaire). Consult DLC QPL to confirm your specific fixture selection is DLC approved.  
 Note: Some data may be scaled based on tests of similar but not identical luminaires.

# RPS RoadFocus Plus

## LED Cobra head (small)

2700K/70CRI LED High Performance Lumen Values – multiply values by 0.9 for 80CRI (continued)

Ordering Code	Type R2M			Type R2S			Type R3M			Type R3S			R2MHE		
	Lumen Output	Efficacy (LPW)	BUG Rating	Lumen Output	Efficacy (LPW)	BUG Rating	Lumen Output	Efficacy (LPW)	BUG Rating	Lumen Output	Efficacy (LPW)	BUG Rating	Lumen Output	Efficacy (LPW)	BUG Rating
RPS-15W40LED	2457	167	B1-U0-G1	2539	172	B1-U0-G1	2446	166	B1-U0-G1	2456	167	B1-U0-G1	N/A	N/A	N/A
RPS-20W40LED	3238	166	B1-U0-G1	3346	172	B1-U0-G1	3224	166	B1-U0-G1	3237	166	B1-U0-G1	N/A	N/A	N/A
RPS-25W40LED	4064	166	B1-U0-G1	4199	172	B1-U0-G1	4046	165	B1-U0-G1	4063	166	B1-U0-G1	N/A	N/A	N/A
RPS-30W40LED	4843	164	B1-U0-G1	5003	170	B1-U0-G1	4821	164	B1-U0-G1	4841	164	B1-U0-G1	N/A	N/A	N/A
RPS-35W40LED	5617	163	B2-U0-G2	5803	169	B2-U0-G2	5592	163	B1-U0-G1	5614	163	B1-U0-G1	N/A	N/A	N/A
RPS-40W40LED	6440	163	B2-U0-G2	6653	169	B2-U0-G2	6411	163	B2-U0-G1	6437	163	B1-U0-G1	N/A	N/A	N/A
RPS-45W40LED	6980	157	B2-U0-G2	7211	162	B2-U0-G2	6949	156	B2-U0-G1	6977	157	B2-U0-G2	N/A	N/A	N/A
RPS-50W40LED	7487	151	B2-U0-G2	7735	156	B2-U0-G2	7454	150	B2-U0-G2	7484	151	B2-U0-G2	N/A	N/A	N/A
RPS-55W40LED	8228	151	B2-U0-G2	8501	156	B2-U0-G2	8191	150	B2-U0-G2	8224	150	B2-U0-G2	N/A	N/A	N/A
RPS-60W40LED	8875	150	B2-U0-G2	9170	155	B2-U0-G2	8836	149	B2-U0-G2	8871	150	B2-U0-G2	N/A	N/A	N/A
RPS-65W40LED	9567	149	B2-U0-G2	9884	154	B2-U0-G2	9524	148	B2-U0-G2	9563	149	B2-U0-G2	N/A	N/A	N/A
RPS-70W40LED	10219	148	B2-U0-G2	10558	152	B3-U0-G2	10173	147	B2-U0-G2	10214	147	B2-U0-G2	N/A	N/A	N/A
RPS-75W40LED	10888	147	B3-U0-G3	11249	152	B3-U0-G3	10839	146	B2-U0-G2	10883	147	B2-U0-G2	N/A	N/A	N/A
RPS-80W40LED	11505	145	B3-U0-G3	11887	150	B3-U0-G3	11454	145	B2-U0-G2	11501	145	B2-U0-G2	N/A	N/A	N/A
RPS-85W40LED	12108	144	B3-U0-G3	12509	149	B3-U0-G3	12054	143	B3-U0-G2	12102	144	B2-U0-G2	N/A	N/A	N/A
RPS-95W40LED	13233	141	B3-U0-G3	13672	146	B3-U0-G3	13174	141	B3-U0-G2	13227	141	B2-U0-G2	N/A	N/A	N/A

Ordering Code	Type 4			Type 5			Type R2MB			Type R3MB			R3MHE		
	Lumen Output	Efficacy (LPW)	BUG Rating	Lumen Output	Efficacy (LPW)	BUG Rating	Lumen Output	Efficacy (LPW)	BUG Rating	Lumen Output	Efficacy (LPW)	BUG Rating	Lumen Output	Efficacy (LPW)	BUG Rating
RPS-15W40LED	2433	165	B1-U0-G1	2469	168	B2-U0-G1	2547	173	B1-U0-G1	2473	168	B1-U0-G1	N/A	N/A	N/A
RPS-20W40LED	3206	165	B1-U0-G1	3253	167	B2-U0-G1	3357	172	B1-U0-G1	3260	167	B1-U0-G1	N/A	N/A	N/A
RPS-25W40LED	4024	165	B1-U0-G1	4083	167	B3-U0-G1	4213	172	B1-U0-G1	4091	167	B1-U0-G1	N/A	N/A	N/A
RPS-30W40LED	4794	163	B1-U0-G1	4865	165	B3-U0-G1	5020	170	B2-U0-G2	4875	165	B2-U0-G2	N/A	N/A	N/A
RPS-35W40LED	5561	162	B1-U0-G1	5643	164	B3-U0-G1	5822	169	B2-U0-G2	5654	164	B2-U0-G2	N/A	N/A	N/A
RPS-40W40LED	6376	162	B1-U0-G2	6470	164	B3-U0-G2	6675	169	B2-U0-G2	6482	164	B2-U0-G2	N/A	N/A	N/A
RPS-45W40LED	6910	156	B1-U0-G2	7013	158	B3-U0-G2	7235	163	B2-U0-G2	7026	158	B2-U0-G2	N/A	N/A	N/A
RPS-50W40LED	7412	150	B1-U0-G2	7522	152	B3-U0-G2	7761	157	B2-U0-G2	7536	152	B2-U0-G2	N/A	N/A	N/A
RPS-55W40LED	8145	149	B1-U0-G2	8266	151	B3-U0-G2	8529	156	B2-U0-G2	8282	152	B2-U0-G2	N/A	N/A	N/A
RPS-60W40LED	8787	148	B1-U0-G2	8917	150	B3-U0-G2	9200	155	B3-U0-G3	8934	151	B2-U0-G2	N/A	N/A	N/A
RPS-65W40LED	9471	147	B2-U0-G2	9612	149	B4-U0-G2	9917	154	B3-U0-G3	9630	150	B3-U0-G3	N/A	N/A	N/A
RPS-70W40LED	10117	146	B2-U0-G2	10266	148	B4-U0-G2	10592	153	B3-U0-G3	10286	148	B3-U0-G3	N/A	N/A	N/A
RPS-75W40LED	10779	145	B2-U0-G2	10939	148	B4-U0-G2	11286	152	B3-U0-G3	10960	148	B3-U0-G3	N/A	N/A	N/A
RPS-80W40LED	11391	144	B2-U0-G2	11559	146	B4-U0-G2	11926	151	B3-U0-G3	11581	146	B3-U0-G3	N/A	N/A	N/A
RPS-85W40LED	11987	143	B2-U0-G2	12164	145	B4-U0-G2	12550	149	B3-U0-G3	12187	145	B3-U0-G3	N/A	N/A	N/A
RPS-95W40LED	13101	140	B2-U0-G2	13295	142	B4-U0-G3	13717	147	B3-U0-G3	13320	142	B3-U0-G3	N/A	N/A	N/A

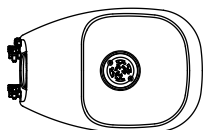
Actual performance may vary due to installation variables including optics, mounting/ceiling height, dirt depreciation, light loss factor, etc.; highly recommended to confirm performance with a layout – contact Applications at [signify.com/outdoorluminaires](http://signify.com/outdoorluminaires). Consult DLC QPL to confirm your specific fixture selection is DLC approved.  
 Note: Some data may be scaled based on tests of similar but not identical luminaires.

# RPS RoadFocus Plus

## LED Cobra head (small)

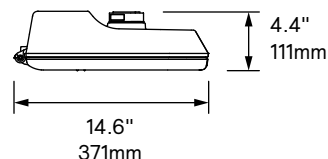
### Dimensions

Top View

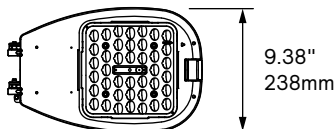


Weight: 8.8 lbs  
EPA: 0.17 sq. feet

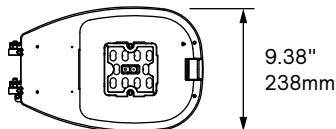
Side View



Bottom View (20-30-40 LEDs)



Bottom View (10 LEDs)



### Specifications

#### Housing

Made of a low copper die cast Aluminum alloy (A360), 0.100" (2.5mm) minimum thickness. Fits on a 1.66" (42mm) O.D. (1.25" NPS), 1.9" (48mm) O.D. (1.5" NPS) or 2 3/8" (60mm) O.D. (2" NPS) by 5 1/2" (140mm) minimum long tenon. Comes with a zinc plated clamp fixed by 2 zinc plated hexagonal bolts 3/8 16 UNC for ease of installation. Provides an easy step adjustment of +/- 5° tilt in 2.5° increments. Includes integral bubble level standard (always included). A quick release, tool less entry, single latch, hinged, removable door opens downward to provide access to electronic components and to a terminal block. Door is secured to prevent accidental dropping or disengagement. A clearance of 13" (330mm) at the rear is required in order to remove the door. Complete with a bird guard protecting against birds and similar intruders and an ANSI label as per C136.15-2020 to identify wattage and source (both included in box). Housing (including electrical compartment) rated IP54 per ANSI C136.37.

#### Light Engine

Composed of 4 main components: LED Module / Optical System / Heat Sink / Driver.

Electrical components are RoHS compliant, IP66 sealed light engine equipped LEDs tested by ISO 17025-2005 accredited lab in accordance with IESNA LM-80 guidelines in compliance with EPA ENERGY STAR, extrapolations in accordance with IESNA TM-21. Metal core board ensures greater heat transfer and longer lifespan.

**LED Module:** Composed of high-performance white LEDs. Color temperature as per ANSI/ NEMA bin 2700 Kelvin nominal (2725 ±145K), 3000 Kelvin nominal (3045K +/- 175K) or 4000 Kelvin nominal (3985K +/- 275K), CRI 70 Min. 75 Typical. Other CCT/CRI also available, consult factory.

**Optical System:** Composed of high performance UV stabilized optical grade polymer refractor lenses to achieve desired distribution optimized to get maximum spacing, target lumens and a superior lighting uniformity. System is rated IP66. Performance shall be tested per LM-63, LM-79 and TM-15 (IESNA) certifying its photometric performance. 0% uplight and U0 per IESNA TM-15.

**Heat Sink:** Built in the housing and door, designed to ensure high efficacy and superior cooling by natural vertical convection air flow pattern always close to LEDs and driver optimizing their efficiency and life. Product does not use any cooling device with moving parts (only passive cooling). Wide openings enable natural cleaning and removal of dirt and debris. Entire luminaire is rated for operation in ambient temperature of -40°C / -40°F up to +50°C / +122°F. If using Visual Comfort Diffuser, refer to Visual Comfort Diffuser Option compatibility table for ambient temperature restrictions.

**Driver:** High power factor of 90% min. Electronic driver, operating range 50/60 Hz. Auto adjusting universal voltage input from 120 to 277 VAC rated for both application line to line or line to neutral, Class I or 2, THD of 20% max.

**DMG:** Dimming compatible 0-10 volts. The current supplying the LEDs will be reduced by the driver if the driver experiences internal overheating as a protection to the LEDs and the electrical components. Output is protected from short circuits, voltage overload and current overload. Automatic recovery after correction. Standard built-in driver surge protection of 2.5kV (min).

#### Integrated Features

**DMG:** Dimmable driver 0-10V.

**TLRD7:** Tool less orientable receptacle with 7 pins enabling dimming and additional functionality (to be determined), can be used with a twist lock Interact City node or photoelectric cell or a shorting cap. Use of photoelectric cell or shorting cap is required to ensure proper illumination.

**Note:** Additional hardware will be required to utilize the additional 2 pins on this receptacle.

**SP1:** Fail-On Surge protection device tested in accordance with ANSI/IEEE C62.45 per ANSI/IEEE C62.41.2 Scenario I Category C High Exposure 10kV/10kA waveforms for Line-Ground, Line-Neutral and Neutral-Ground, and in accordance with DOE MSSLC Model Specification for LED Roadway Luminaires Appendix D Electrical Immunity High test level 10kV/10kA.

**Note:** These integrated features always come with RoadFocus luminaire.

#### Driver and Luminaire Options

**ZD4i\*:** Zhaga-D4i certified fixture. Provides easy integration with zD4i smart sensors and communication nodes, enabling plug-and-play IoT upgrades (replaces legacy D4I code).

**D4id\*:** DALI D4i certified driver. Provides extended DALI-2 functionality with power and data, especially for intra-luminaire DALI systems (Driver-Nodes-Sensors). Backward compatible with older DALI standards (replaces legacy DALI code).

**D4I\*:** Zhaga-D4i certified fixture

**DALI\*:** Pre-set driver compatible with the DALI control system.

**SRD\*:** Sensor Ready Driver including SR communication (used for dimming and other functionalities), 24V auxiliary supply and a logical signal input (LSI) connected to the top NEMA twist lock receptacle and bottom TLRSR receptacle, if this option included/chosen. This configuration is compatible with Interact City controllers.

**JP:** Job pack bulk packaging

**2C:** Two zinc plated clamps fixed by 4 zinc plated hexagonal bolts 3/8 16 UNC for ease of installation.

**OMS:** ZD4i certified Outdoor Multi Sensor. Contains multiple sensors to support different smart city applications. Offers standalone and connected functions, see sensor spec sheet for details. Shipped in luminaire box.

**NRC:** No Receptacle. Fixture is shipped with a cap instead of a receptacle.

**SP2:** Fail-On 20kV / 10kA surge protection device that provides extra protection beyond the SP1 10kV/10kA level.

**SP1X:** Fail-Off Surge protection device tested in accordance with ANSI/IEEE C62.45 per ANSI/ IEEE C62.41.2 Scenario I Category C High Exposure 10kV/5kA waveforms for Line-Ground, Line-Neutral and Neutral-Ground, and in accordance with DOE MSSLC Model Specification for LED Roadway Luminaires Appendix D Electrical Immunity High test level 10kV/5kA.

**SP2X:** Fail-Off 20kV / 10kA surge protection device that provides extra protection beyond the SP1X 10kV/5kA level.

# RPS RoadFocus Plus

## LED Cobra head (small)

### Specifications (continued)

#### Driver and Luminaire Options (continued)

**FAWS:** Field Adjustable Wattage Selector, pre-set to the highest position, can be easily switched in the field to the required position. This reduces total luminaire wattage consumption and reduces the light level— see the FAWS multiplier chart for more details.

**FAWSPx:** Field Adjustable wattage switch, factory preset at position x (replace x by a numeral from 0-9).

**TLRSR:** 4-pin Zhaga Book 18 compliant receptacle designed for sensor and other control system applications. Mounted on underside of the luminaire, shipped with protective cover.

**FAWSPx:** Field Adjustable wattage switch, factory preset at position x (replace x by a numeral from 0-9)

**PH8:** Twist-lock photoelectric cell, UNV (120-277VAC).

**PHXL:** Twist-lock photoelectric cell, extended life, UNV (120-277VAC).

**PH9:** Shorting cap (use of photoelectric cell or shorting cap is required to ensure proper illumination).

**API\*:** Factory Installed NEMA label, ANSI C136.15-2020 compliant.

**API2011\*:** Factory installed NEMA label, ANSI C136.15-2011 compliant.

**API2015\*:** Factory installed NEMA label, ANSI C136.15-2015 compliant.

\* Consult factory for other labeling needs.

#### Connected Lighting

Interact City connector node provides the plug and play wireless communications technology to connect your street light to the Interact City lighting management system. With Interact you can remotely manage, monitor and control all city lighting, from roads and streets, to parks and plazas, and bridges from one single system. Connected lighting enables capabilities including, accurate on/off switching, dimming control, fault reporting and integration with other systems to enable condition-based lighting. Interact provides you with a robust and scalable infrastructure to further reduce energy consumption, improve operations, and turn lighting into a connected network for your smart city journey.

For more details visit: [interact-lighting.com/en-us/what-is-possible/interact-city](https://interact-lighting.com/en-us/what-is-possible/interact-city)

#### Shield Options (one per Light Engine)

**US:** Universal Shield can be rotated into four distinct positions—house, left, right, or front—to effectively block light in the intended direction, enabling accurate light management with a single component.

**CSS:** Cul-de-Sac Shield. Shields light output on the left and right side of fixture.

**HSS:** House Side Shield. Shields light output to the back side of fixture.

#### Visual Comfort Options (one per Light Engine)

**VCD:** Visual Comfort Diffuser. Improves visual comfort by reducing perceived glare (factory installed).

**VCDLTS:** Light Trespass Universal Shield for VCD. Shields light output in the direction it's installed. Can be install in any of the four directions to shield light in the back, front, left or right of the fixture. Also shields up light (ships with fixture, installed in the field).

**VCDUS:** Up light shield for VCD. Shields up light.

**Note:** VCDLTS and VCDUS cannot be used simultaneously with the Visual Comfort Diffuser. Select only one of them if needed (ships with fixture, installed in the field). Refer to Visual Comfort Options compatibility table for ambient temperature restrictions.

#### Luminaire Useful Life

Refer to IES files for energy consumption and delivered lumens for each option. Based on ISTMT in situ thermal testing in accordance with UL1598 and UL8750, System Reliability Tool, Advance data and LED manufacturer LM-80/TM-21 data, expected to reach 100,000 + hours with >L70 lumen maintenance @ 25°C. Luminaire Useful Life accounts for LED lumen maintenance AND all of these additional factors including: LED life, driver life, PCB substrate, solder joints, on/off cycles, burning hours and corrosion.

#### Wiring

The connection of the luminaire is done using a terminal block connector 600V, 85A for use with #2 14 AWG. wires from the primary circuit, located inside the housing. Due to the inrush current that occurs with electronic drivers, recommend using a 10Amp time-delay fuse to avoid unwanted fuse blowing (false tripping) that can occur with normal or fast acting fuses.

#### Hardware

All exposed screws shall be complete with Ceramic primer seal to reduce seizing of the parts, also offers a high resistance to corrosion. All seals and sealing devices are made and/or lined with EPDM and/or silicone and/or rubber.

#### Finish

Color in accordance with the AAMA 2603 standard. Application of polyester powder coat paint (4 mils/100 microns) with ± 1 mils/24 microns of tolerance. The Thermosetting resins provides a discoloration resistant finish in accordance with the ASTM D2244 standard, as well as luster retention in keeping with the ASTM D523 standard and humidity proof in accordance with the ASTM D2247 standard.

The surface treatment achieves a minimum of 5000 hours for salt spray resistant finish in accordance with testing performed and per ASTM B117 standard.

#### LED products manufacturing standard

The electronic components sensitive to electrostatic discharge (ESD) such as light emitting diodes (LEDs) are assembled in compliance with IEC61340-5-1 and ANSI/ESD S20.20 standards so as to eliminate ESD events that could decrease the useful life of the product.

#### Vibration Resistance

The RPS meets the ANSI C136.31-2018, American National Standard for Roadway Luminaire Vibration specifications for Bridge/overpass applications. (Tested for 3G over 100,000 cycles by independent lab)

#### Certifications and Compliance

cULus Listed for Canada and USA. Luminaire meets DOE and MSSLC Model Specification for LED Roadway Luminaires. Most versions of RoadFocus LED Cobrahead luminaires are DesignLights Consortium qualified, consult DLC QPL to confirm your specific fixture selection is approved. CCTs 3000K and warmer are IDA Dark Sky Approved. Luminaire complies with or exceeds the following ANSI C136 standards: .2, .3, .10, .14, .15, .22, .25, .31, .37, .41.

#### Service Tag

Each individual luminaire is uniquely identifiable, thanks to the Service tag application. With a simple scan of a QR code, placed on the inside of the mast door, you gain instant access to the luminaire configuration, making installation and maintenance operations faster and easier, no matter what stage of the luminaire's lifetime. Just download the APP and register your product.

For more details visit: [signify.com/servicetag](https://signify.com/servicetag)

#### Limited Warranty

10-year limited warranty. See [signify.com/warranties](https://signify.com/warranties) for details and restrictions.

#### Brackets/Arms

For brackets / arms available with this luminaire, see Lumec 3D for details.