

Hadco P100 Series decorative aluminum poles provide a wide range of options in a timeless aesthetic. All poles are made in the USA and always open to a wide range of add-ons and customizations to meet any project need.

Project: \_\_\_\_\_  
 Location: \_\_\_\_\_  
 Cat.No: \_\_\_\_\_  
 Type: \_\_\_\_\_  
 Qty: \_\_\_\_\_  
 Notes: \_\_\_\_\_

### Ordering guide

example: P120 8 B

Product Code	Pole Height	Finish	Accessory Location	Pole Accessories	Tenon Options
P120	8 8ft	A Black	N No Option	N No Option	N Standard Tenon - 3" OD x 3" ISF Internal Slip Fitter (for HFP Brackets) T4 4" OD Tenon or 4" pole w/o standard 3" tenon (consult factory for 3" OD poles)
	10 10ft	B White	T 12" Down from Top - Aligned with House Side	D Standard Duplex	
	12 12ft	G Verde	B 4" Up from Top of Base - Aligned with House Side	G GFI Duplex	
	14 14ft	H Bronze	Z Custom	M Motion Control <sup>1</sup>	
P150	8 8ft	I Gray			
	10 10ft	J Green			
P195	12 12ft	Z Custom <sup>1</sup>			
	14 14ft				
	15 15ft				
	16 16ft				
	18 18ft				
	20 20ft				

**Note:** Top outlets not available with the HFP arms. Consult factory for HFP arm outlet mounting.

1. Consult factory for quotation.

### Anchor Bolts & Templates (ordered separately)

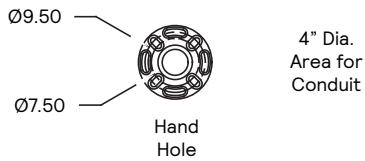


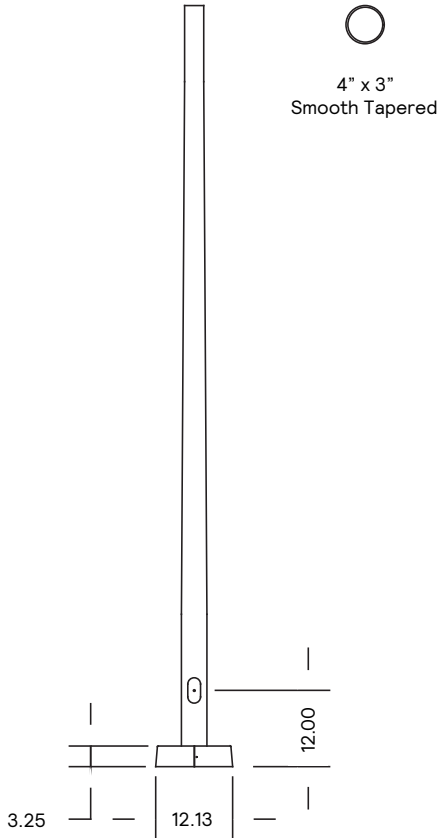
12NC	Description
912400110297	ANCHOR BOLT, 3/4-10x19x3 ,4/PK
912400110295	ANCHOR BOLT, 1/2-13x15x3, 3/PK
912400128343	AB TEMPLATE, P120/P195
912400128339	AB TEMPLATE, P150

# P100 Series

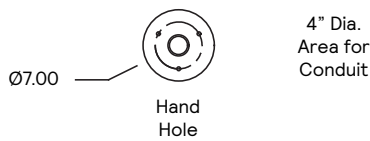
## Urban Decorative Poles

### Dimensions

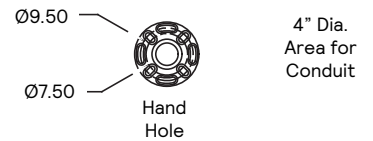
10ft models shown for P120 and P150. 12ft model shown for P195.



**P120**



**P150**



**P195**

# P100 Series

## Urban Decorative Poles

### Pole Specifications

Pole Family	Catalog Number	Pole Dia. (in.)	Pole Shape	Pole Style	Pole Height (ft.)	Wall Thickness (in.)	Tenon OD x H (in.)	Weight (lbs.)	Bolt Circle (in.)	Base Size Dia. x H (in.)	Base Cover Dia. x H (in.)	Hand Hole Size W x H (in.)	Anchor Bolts (in.)
P120	P120-8	4-3	Tapered	Smooth	8	0.125	3 x 3	26	7.5 to 9.5	11.5 x 2.375	12.125 x 3.25	2 x 4	3/4 x 19 x 3
P120	P120-10	4-3	Tapered	Smooth	10	0.125	3 x 3	29	7.5 to 9.5	11.5 x 2.375	12.125 x 3.25	2 x 4	3/4 x 19 x 3
P120	P120-12	4-3	Tapered	Smooth	12	0.125	3 x 3	32	7.5 to 9.5	11.5 x 2.375	12.125 x 3.25	2 x 4	3/4 x 19 x 3
P120	P120-14	4-3	Tapered	Smooth	14	0.188	3 x 3	50	7.5 to 9.5	11.5 x 2.375	12.125 x 3.25	2 x 4	3/4 x 19 x 3
P150	P150-8	3	Straight	Smooth	8	0.125	3 x 3	19	7	9.625 x 1.375	10.25 x 2.75	2 x 4	1/2 x 15.5 x 3 (3)
P150	P150-10	3	Straight	Smooth	10	0.125	3 x 3	21	7	9.625 x 1.375	10.25 x 2.75	2 x 4	1/2 x 15.5 x 3 (3)
P195	P195-12	4	Straight	Smooth	12	0.188	4 x 3*	44	7.5 to 9.5	11.5 x 2.375	12.125 x 3.25	2 x 4	3/4 x 19 x 3
P195	P195-14	4	Straight	Smooth	14	0.188	4 x 3*	50	7.5 to 9.5	11.5 x 2.375	12.125 x 3.25	2 x 4	3/4 x 19 x 3
P195	P195-15	4	Straight	Smooth	15	0.188	4 x 3*	52	7.5 to 9.5	11.5 x 2.375	12.125 x 3.25	2 x 4	3/4 x 19 x 3
P195	P195-16	4	Straight	Smooth	16	0.188	4 x 3*	55	7.5 to 9.5	11.5 x 2.375	12.125 x 3.25	2 x 4	3/4 x 19 x 3
P195	P195-18	4	Straight	Smooth	18	0.188	4 x 3*	60	7.5 to 9.5	11.5 x 2.375	12.125 x 3.25	2 x 4	3/4 x 19 x 3
P195	P195-20	4	Straight	Smooth	20	0.188	4 x 3*	66	7.5 to 9.5	11.5 x 2.375	12.125 x 3.25	2 x 4	3/4 x 19 x 3

Tenon height is nominal, the available tenon height can be greater on tapered poles.

Anchor bolt max projection is determined by the anchor bolt template.

\*Consult factory for 3" OD Tenons or other alternatives

### EPA Data

Pole Family	Catalog Number	80 MPH	90 MPH	100 MPH	110 MPH	120 MPH	130 MPH	140 MPH	150 MPH
P120	P120-8	9.93	7.50	5.76	4.48	3.50	2.74	2.14	1.65
P120	P120-10	7.87	5.87	4.43	3.37	2.56	1.94	1.44	1.04
P120	P120-12	6.43	4.72	3.50	2.59	1.91	1.37	0.95	0.60
P120	P120-14	5.35	3.87	2.80	2.02	1.42	0.95	0.58	0.28
P150	P150-8	5.34	3.97	3.00	2.27	1.72	1.30	0.96	0.68
P150	P150-10	4.17	3.05	2.24	1.64	1.19	0.84	0.56	0.33
P195	P195-12	5.35	3.54	2.24	1.28	0.55	-	-	-
P195	P195-14	4.19	2.61	1.48	0.65	0.01	-	-	-
P195	P195-15	3.05	1.76	0.83	0.15	-	-	-	-
P195	P195-16	2.14	0.98	0.15	-	-	-	-	-
P195	P195-18	1.61	0.56	-	-	-	-	-	-
P195	P195-20	1.16	0.20	-	-	-	-	-	-

# P100 Series

## Urban Decorative Poles

Hadco poles are available with a wide variety of decorative and functional add-ons, adapters, and accessories. Use in combination with Hadco Poles and Hadco Post Top and Hanging Arms to realize your project's vision.

### Post Top Tenon Adapter

example: M0090-A

Product Code	Finish
<b>M0090</b> 4" round pole to 3" OD luminaire tenon	<b>A</b> Black
<b>M0091</b> 3" square pole to 3" OD luminaire tenon	<b>B</b> White
<b>M0093</b> 4" square pole to 3" OD luminaire tenon	<b>G</b> Verde
	<b>H</b> Bronze
	<b>I</b> Gray
	<b>J</b> Green
	<b>Z</b> Custom



### Ladder Rest

example: M0012-A

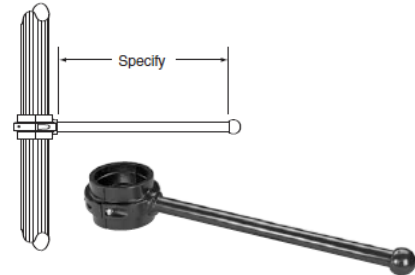
Product Code	Finish
<b>M0012</b> For 3" OD Tenons (includes extended 3" OD top tenon)	<b>A</b> Black
	<b>B</b> White
	<b>G</b> Verde
	<b>H</b> Bronze
	<b>I</b> Gray
	<b>J</b> Green
	<b>Z</b> Custom



### Banner Arm Bracket

example: BA31A18B-A

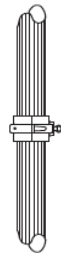
Product Code	Pole Dia.	# of Arms	Materials	Length	Finial	Finish
<b>BA</b>			<b>A</b>		<b>B</b>	
<b>BA</b> Banner Arm Bracket	3" 4" 5"	1 One 2 Two at 180°	A Aluminum	18" 24" 30"	B Ball	<b>A</b> Black <b>B</b> White <b>G</b> Verde <b>H</b> Bronze <b>I</b> Gray <b>J</b> Green <b>Z</b> Custom



### Tie Down Bracket

example: TD32-H

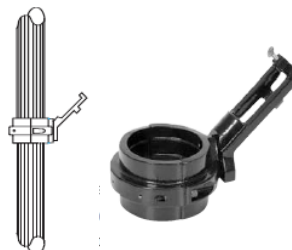
Product Code	Pole Dia.	# of Arms	Finish
<b>TD</b>			
<b>TD</b> Tie Down Bracket	3" 4" 5"	1 One 2 Two at 180°	<b>A</b> Black <b>B</b> White <b>G</b> Verde <b>H</b> Bronze <b>I</b> Gray <b>J</b> Green <b>Z</b> Custom



### Flag Holder Bracket

example: FHB411-A

Product Code	Pole Dia.	# of Arms	Length	Finish
<b>FHB</b>			<b>12</b>	
<b>FHB</b> Flag Holder Bracket	4" 5"	1 One 2 Two at 180°	12"	<b>A</b> Black <b>B</b> White <b>G</b> Verde <b>H</b> Bronze <b>I</b> Gray <b>J</b> Green <b>Z</b> Custom



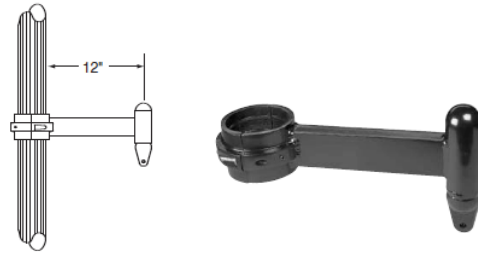
# P100 Series

## Urban Decorative Poles

### Flower Pot Bracket

example: FPB4212-B

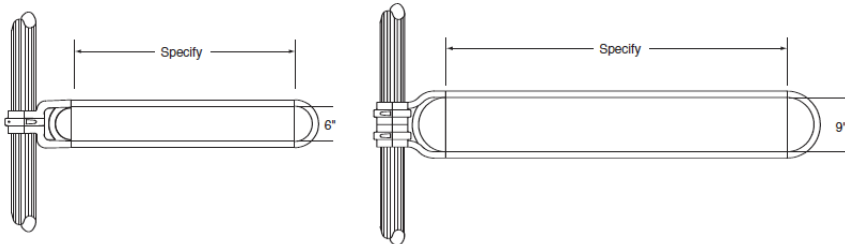
Product Code	Pole Dia.	# of Arms	Length	Finish
<input type="text" value="FPB"/>			<input type="text" value="12"/>	
FPB Flower Pot Bracket	4" 5"	1 One 2 Two at 180°	12"	A Black B White G Verde H Bronze I Gray J Green Z Custom



### Street Sign Holder

example: SS5942-A

Product Code	Pole Dia.	Sign Height	Sign Length	Finish
<input type="text" value="SS"/>				
SS Street Sign Holder	4" 5"	6" 9"	24" 30" 36" 42"	A Black B White G Verde H Bronze I Gray J Green Z Custom



### Other Adapters & Accessories

example: M0004-A

Product Code	Finish
M0004 Button Eye Photocell - 120V	A Black
M0005 Button Eye Photocell - 208V, 240V	B White
M0080 9-1/2" dia. Pier Base w/ 3" O.D. tenon, 7" bolt circle	G Verde
	H Bronze
	I Gray
	J Green
	Z Custom

# P100 Series

## Urban Decorative Poles

### Specifications

#### Housing

6000 series extruded aluminum alloy.

#### Anchor Base

356 HM high-strength, low-copper, proprietary cast aluminum alloy. Anchor rods are hot dipped galvanized steel.

#### Finish

A durable polyurethane enamel finish is applied after assemblies are shot blasted to create a surface profile which allows for the highest level of paint adhesion. Laboratory tested for superior weatherability and fade resistance in accordance with ASTM B-117-64 and ANSI/ASTM G53-77 specifications. For larger projects where a custom color is required, or to match other standard Genlyte brand finishes such as those from Lumec, Gardco, or the discontinued Hanover brand, contact the factory for more information as most special requests can be accommodated.

#### Warranty

5-year limited warranty. Options available for extended warranties – contact factory. See <https://www.genlyte.com/en-us/support/warranties> for details and restrictions.

#### Outlets

**Standard Duplex Outlet (D)** includes a universal color-matched metal weatherproof cover. Weatherproof while in use. Heavy-duty all-metal construction. Lockable security cover. Meets NEC 406.9 (B). Weather resistant. Maximum 15A output.

**GFI Duplex Outlet (G)** includes a dual-function indicator light and universal color-matched metal weatherproof cover. Weatherproof while in use. Heavy-duty all-metal construction. Lockable security cover. Meets NEC 406.9 (B). Weather resistant. Maximum 15A output.

### General Pole Information

#### Design

EPA specs conform to AASHTO 2001 standard. The poles as charted are designed to withstand dead loads and predicted dynamic loads developed by variable wind pressure with an additional 2.5 gust factor under the following conditions: The charted weights include luminaire(s) and/or mounting bracket(s). Poles installed in areas of known abnormal conditions may require special consideration. For example: coastal areas, airports, and areas of special winds. Poles are designed for ground mounted applications. Poles mounted on structures (such as buildings and bridges) may also necessitate special consideration requiring Hadco's recommendation. Height correction factors and drag coefficients are applied to the entire structure. An appropriate safety factor is maintained based on the minimum yield strength of the material incorporated in the pole.

#### Warnings

This design information is intended as a general guideline only. The customer is solely responsible for proper selection of pole, luminaire, accessory, and foundation under the given site conditions and intended usage. The addition of any items to the pole, in addition to the luminaire, will dramatically impact the EPA load on that pole. It is strongly recommended that a qualified professional be consulted to analyze the loads given the user's specific needs to ensure proper selection of the pole, luminaire, accessories, and foundation. Hadco assumes no responsibility for such proper analysis or product selections. Failure to ensure proper site analysis, pole selection, loads and installation can result in pole failure, leading to serious injury or property damage.

### Buy American Act of 1933 (BAA)

This product is manufactured in one of our US factories and, as of the date of this document, this product was considered a commercially available off-the-shelf (COTS) item meeting the requirements of the BAA.

This BAA designation hereunder does not address (i) the applicability of, or availability of a waiver under, the Trade Agreements Act, or (ii) the "Buy America" domestic content requirements imposed on states, localities, and other non-federal entities as a condition of receiving funds administered by the Department of Transportation or other federal agencies. Prior to ordering, please visit <https://www.genlyte.com/en-us/resources/programs/domestic-preference> to view a current list of BAA-compliant products to confirm this product's current compliance. networked controllers.

### Build America, Buy America Act (BABA)

Build America, Buy America Act (BABA) establishes the minimum domestic content requirements that federal agencies must apply. This product is manufactured in the US and has a domestic content of 55% or more. This BABA designation does not address the "Buy America" domestic content requirements, which may be stricter, imposed on states, localities, and other non-federal entities as a condition of receiving funds administered by federal agencies. Please visit <https://www.genlyte.com/en-us/resources/programs/domestic-preference>.

Prior to ordering, please contact factory to confirm BABA or BABAF compliant configurations (BABAF for projects funded through FHWA must be funded by October 1, 2026), and please submit completed BABA checklist [SGn-2452BN-Compliance-Certification-checklist.pdf](#).